

Electrical Markets Division



**3M™ Scotchlok™ Insulation Displacement Connectors (IDCs)**

**Quick, reliable splices are  
a snap. And a squeeze.**

# Proven splicing technology designed for your specific applications.

Some 50 years after 3M introduced the industry's original insulation displacement connector, 3M™ Scotchlok™ Insulation Displacement Connectors (IDCs) still offer the quick installation and reliability that electricians and contractors demand. Scotchlok IDCs also incorporate a full wire range capability, an increased port size that accommodates up to 0.190" (4.82mm) insulation sizes, double "U" elements and a solvent-resistant plastic construction. Choose from 20 different Scotchlok IDCs to meet a variety of uses, including fluorescent ballast installation and replacement, fixture and appliance wiring, automotive and marine wiring and control circuit wiring.

## No stripping. No twisting. Just a snap and squeeze and done.

Scotchlok IDCs are easy to use and can help save time—to install one, just squeeze—no stripping or twisting. Our unique "U" contact provides a dependable electrical connection.



A "live-spring" joint is made by driving the "U" contact down into connector.



As the "U" contact is pressed into connector, it grasps conductors as it displaces insulation.


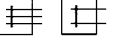




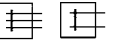




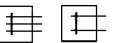



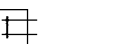




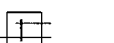




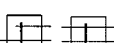




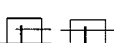



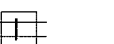




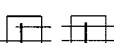


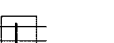


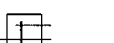




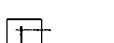






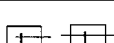














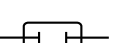






The contact grips conductor(s) and holds with a firm, resilient pressure.



- Many Scotchlok IDCs are either UL-Listed (file No. E23458) or CSA-Certified (file No. LR 15503).
- UL Listed and CSA Certified products have a voltage rating of 600V maximum for building wire, 1000V maximum for signs or lighting fixtures (luminaries).

### 3M™ Scotchlok™ Insulation Displacement Connectors (IDCs) for Electrical Applications

| Connector   | Type Connector  | Special Features                                   | Maximum Insulation   | AWG (mm <sup>2</sup> ) Wire Range   | Operating Temperature | UL or CSA Certified   |   |   |
|---|---|--|--|---|-----------------------|---|---|---|
| 314*     |    | Moisture Resistant Seal, Flame Retardant           | 0.155" (3,94 mm)   | 22-14 (0,5-1,5)   | 105°C (221°F)         |    |    |    |
| 314U*    |    | Dry Environment Applications<br>Flame Retardant    | 0.155" (3,94 mm)   | 22-14 (0,5-1,5)   | 105°C (221°F)         |    |    |    |
| 316IR    |    | Moisture Resistant Applications                    | 0.155" (3,94 mm)   | 22-16 (0,5-1,5)   | 105°C (221°F)         |    |   |    |
| 557*     |    | Dual Element Connection<br>Flame Retardant         | 0.120" (3,05 mm)   | 22-16 (0,5-1,5)   | 105°C (221°F)         |    |    |    |
| 558*     |    | Flame Retardant                                    | 0.120" (3,05 mm)   | 22-16 (0,5-1,5)   | 105°C (221°F)         |    |    |    |
| 560      |    | Flame Retardant                                    | 0.145" (3,68 mm)   | 18-16 (0,75-1,5)<br>Solid/Stranded<br>14 Stranded                             | 105°C (221°F)         |    |    |    |
| 560B     |    | Run & Tap Splicing<br>Flame Retardant              | 0.145" (3,68 mm)   | 18-16 (0,75-1,5)<br>Solid/Stranded<br>14 Stranded                             | 105°C (221°F)         |    |   |    |
| 560N     |    | Flame Retardant                                    | 0.145" (3,68 mm)   | 18-16 (0,75-1,5)<br>Solid/Stranded<br>14 Stranded                             | 105°C (221°F)         |    |    |    |
| 562      |    | Run & Tap Splicing<br>Flame Retardant              | 0.190" (4,82 mm)   | 12-10 (3,0-4,0)<br>Solid/Stranded<br>10 Stranded                              | 90°C (194°F)          |    |   |    |
| 564    |  | Dry Environment Applications                       | 0.145" (3,68 mm)   | 18-14 (0,75-1,5)  | 90°C (194°F)          |   |   |  |
| 567    |  | Dual Element Connection<br>Flame Retardant         | 0.145" (3,68 mm) Tap<br>0.190" (4,82 mm) Run               | 18-14 (0,75-1,5) Tap<br>12-10 (3,0-4,0) Run                                   | 105°C (221°F)         |  |  |  |
| 804    |  | Moisture Resistant Applications<br>Flame Retardant | 0.145" (3,68 mm)   | 18-16 (0,75-1,5)<br>Solid/Stranded<br>14 Stranded                             | 75°C (167°F)          |  |   |  |
| 901    |  | Disconnect   | 0.145" (3,68 mm)   | 18-14 (0,75-1,5)  | 90°C (194°F)          | –   |   |  |
| 905    |  | Low Voltage (Automotive) Applications              | 0.110" (2,79 mm) Tap<br>0.145" (3,68 mm) Run               | 22-18 (0,5-1,0) Tap<br>18-14 (0,75-1,5) Run                                   | 90°C (194°F)          |   |   |  |
| 951    |  | T-Tap Disconnect<br>Flame Retardant                | 0.150" (3,81 mm)   | 22-18 (0,5-1,0)   | 105°C (221°)          |  |  |   |
| 952    |  | T-Tap Disconnect<br>Flame Retardant                | 0.150" (3,81 mm)   | 18-14 (0,75-1,5)  | 105°C (221°)          |  |  |   |
| 953    |  | T-Tap Disconnect<br>Flame Retardant                | 0.150" (3,81 mm)   | 12 (3,0)  | 105°C (221°)          |  |  |   |
| 972-A  |  | Fuse Holder  | 0.150" (3,81 mm)   | 18-14 (0,75-1,5)  | 105°C (221°F)         | –   |   |   |
| MGC    |  | Moisture Guard Applications                        | 0.210" (5,33 mm) Outer Port<br>0.150" (3,81 mm) Inner Port | Outer Ports: 12str. 14-16 sol/str (2,5-1,0) Inner Port: sol/str, 20 str (0,5) | 105°C (221°F)         |  |   |  |

\*Also tested in accordance with UL Standard for Portable Electric Lamps, UL 153 paragraph 15, when housed within the body of the lamp.

## **WARNING**

Turn power off before installing terminal or connector. All work should be done according to appropriate electrical codes.



For more information, call  
**800-245-3573** or contact your  
local 3M Sales Representative.

3M and Scotchlok are trademarks of 3M Company.

### **Important Notice**

Before using this product, you must evaluate it and determine if it is suitable for your intended application. You assume all risks and liability associated with such use.

### **Warranty; Limited Remedy; Limited Liability.**

3M's product warranty is stated in its Product Literature available upon request. **3M MAKES NO OTHER WARRANTIES INCLUDING, BUT NOT LIMITED TO, ANY IMPLIED WARRANTY OF MERCHANTABILITY OR FITNESS FOR A PARTICULAR PURPOSE.** If this product is defective within the warranty period stated above, your exclusive remedy shall be, at 3M's option, to replace or repair the 3M product or refund the purchase price of the 3M product. **Except where prohibited by law, 3M will not be liable for any direct, indirect, special, incidental or consequential loss or damage arising from this 3M product, regardless of the legal theory asserted.**



**Electrical Markets Division**

Austin, TX  
800 245 3573

[www.3m.com/IDC](http://www.3m.com/IDC)

Please recycle. Printed in U.S.A.  
©3M 2019. All rights reserved.  
80-6109-4023-3D DC

# Mouser Electronics

Authorized Distributor

Click to View Pricing, Inventory, Delivery & Lifecycle Information:

[3M:](#)

[UG \(BX\)](#) [UAL \(CART\)](#) [567 \(BIN\)](#) [05400708428 952K \(BULK\)](#) [05400708427 952X \(BOXED\)](#)