



# ScotchCode™

## Preprinted Books (SPB)

### Data Sheet

#### Application:

Use the SPB book markers to mark electrical wires and terminal strips, maximum wire dia. of 0.47 inches (11,9 mm). Individual character markers are perforated in the center to reduce thickness on smaller gauge wires and include a single character marker for the terminal strip. Also use SPB book markers to mark load centers and alarm systems.

#### Engineering Specification:

The markers shall be bound in a bifold book. The marker will be made of a vinyl impregnated cloth with a top coat and a natural rubber adhesive. The alphanumeric characters are printed with a black ink on a white background. The marker will be 1.37 inches (34,8 mm) by 0.22 inches (5,6 mm) with a 0.22 inch (5,6 mm) by 0.22 inch (5,6 mm) terminal marker.

Part No.	Legend
SPB-01	45 ea 0-9; 15 ea L1,L2,L3,T1,T2,T3
SPB-02	10 ea A-Z, 0-15, +, -, /
SPB-03	10 ea 1-45
SPB-04	150 ea 1,2,3
SPB-05	150 ea A,B,C
SPB-06	150 ea T1,T2,T3
SPB-07	150 ea L1,L2,L3
SPB-08	6 ea 1-15; 4 ea 16-90; 2 ea A-Z, +, -, /, 0
SPB-09	45 ea 1,2,3,A,B,C; 30ea L1,L2,L3,T1,T2,T3
SPB-11	15 ea 1-30
SPB-12	15 ea A-Z; 8 ea + ; 7 ea - ; 21 ea Blank write-on markers
SPB-13	45 ea +, -, AC, DC; 33 ea POS, NEG, GND; 27 ea NEUT, SPARE; 21 ea blank write-on markers
SPB-14	10 ea 46-90
SPB-15AS1	9 ea of 30 Alarm System Legends; 5 ea 1-15; 2 ea 16-45; 21 ea blank write-on markers
SPB-16LC1	5 ea of 68 Load Center Legends; 110 ea blank write on markers

#### Tape Technical Data:

(All Values are Typical Values)

Material	Vinyl impregnated cloth film with natural rubber adhesive
Application Temperature Range	40°F to 100°F ( 4°C to 38°C)
Operating Temperature Range	32°F to 150°F ( 0°C to 66°C)
Storage Temperature (Relative Humidity)	70°F (21°C) ( 50% )
Tape Thickness	10.0 mils (0,25mm)
Adhesion to Steel (ASTM D-1000)	20-30 oz./inch width (219-328 Newtons/meters)
Adhesion to Backing ( at 23°C)	8-14 oz./inch width ( 88-153 Newtons/meter)
Tensile Strength	42 lbs./inch width ( 7350 Newtons/meter )

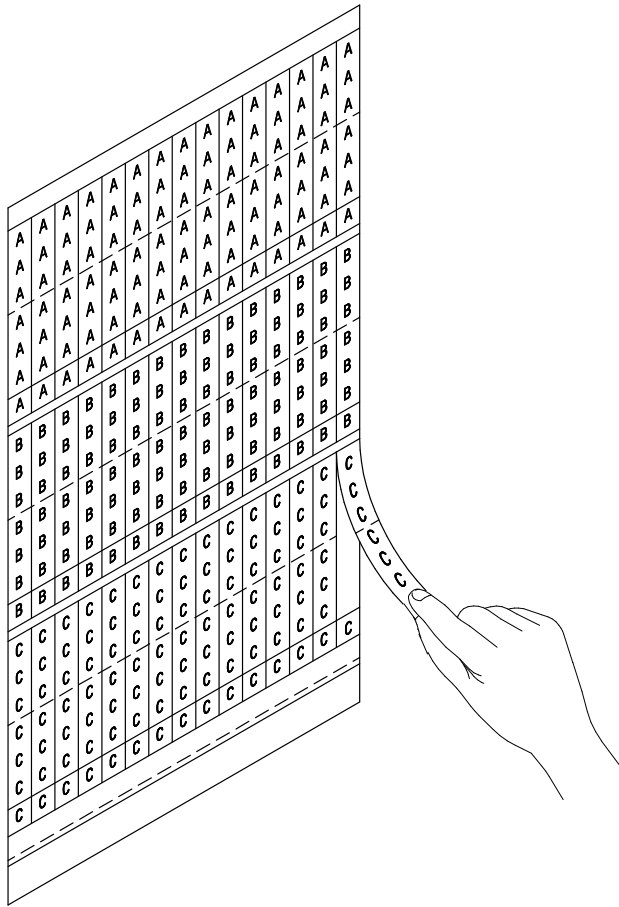
**ScotchCode**

---

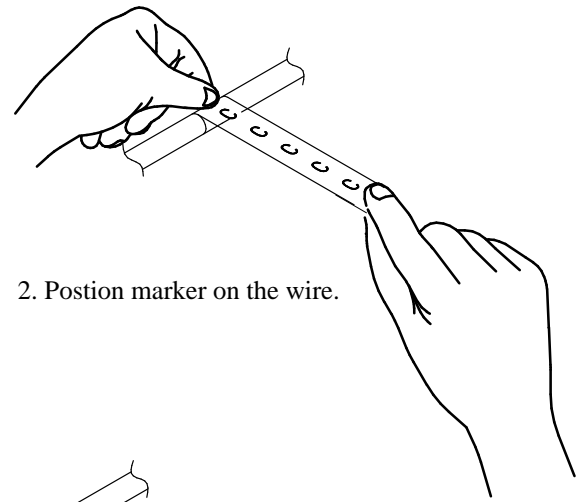
**SPB-01**  
**Wire Marker Book**

**Contains: 45 ea. 0-9;**  
**15 ea. L1-T3**

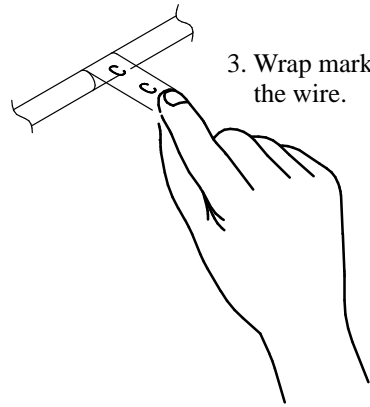
**Post-It Notes Included**



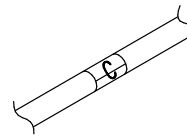
1. Remove desired marker from book.



2. Position marker on the wire.



3. Wrap marker around the wire.



4. You are now ready to place another marker on your wire.

**Important Notice to Purchaser:**

All statements, technical information and recommendations related to the Seller's products are based on information believed to be reliable, but the accuracy or completeness thereof is not guaranteed. Before utilizing the product, the user should determine the suitability of the product for its intended use. The user assumes all risks and liability whatsoever in connection with such use.

Any statements or recommendations of the Seller which are not contained in the Seller's current publications shall have no force or effect unless contained in an agreement signed by an authorized officer of the Seller. The statements contained herein are made in

lieu of all warranties expressed or implied, including but not limited to the implied warranties of merchantability and fitness for a particular purpose which warranties are hereby expressly disclaimed.

SELLER SHALL NOT BE LIABLE TO THE USER OR ANY OTHER PERSON UNDER ANY LEGAL THEORY, INCLUDING BUT NOT LIMITED TO NEGLIGENCE OR STRICT LIABILITY, FOR ANY INJURY OR FOR ANY DIRECT OR CONSEQUENTIAL DAMAGES SUSTAINED OR INCURRED BY REASON OF THE USE OF ANY OF THE SELLER'S PRODUCTS THAT WERE DEFECTIVE.



**Electrical Products Division**

6801 River Place Blvd.  
Austin, TX 78726-9000



Printed on 50% recycled waste paper, including 10% post-consumer waste paper.

Litho in USA.  
3-11-94  
© 3M 1993

# Mouser Electronics

Authorized Distributor

Click to View Pricing, Inventory, Delivery & Lifecycle Information:

3M:

[SPB-16LC](#) [SPB-15AS1](#)