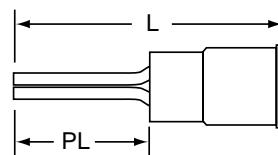




Scotchlok™ Terminals

MNG18-47P, MNG14-47P, MNG10-55P

Pin, Nylon Insulated with Insulation Grip



Data Sheet

Product Number	Wire Range (AWG)	Pin Diameter	L	Barrel Length	Barrel I.D.	PL	Maximum Insulation Diameter
MNG18-47P	22-18	0.080	0.93	0.25	0.070	0.47	0.145
MNG14-47P	16-14	0.080	0.91	0.25	0.090	0.47	0.170
MNG10-55P	12-10	0.110	1.105	0.25	0.135	0.55	0.250



3M File No.
E23438

Installation Information

WARNING

Turn power off before installing or removing terminal. All electrical work should be done according to appropriate electrical codes.

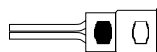
UL Recognized for use on stranded copper (AWG) wire only.



Strip away the end 3/8 inch of wire insulation.

Make the crimp in the proper station of a recommended 3M crimp tool: TH-440, TH-450 (scissor style) or TR-482, TR-490 (ratchet style) hand tools.

Specifications

Wire Size:	See Table Above
Barrel Seam:	Butted
Maximum Voltage Rating:	600 V Building Wire 1000 V Signs or Fixtures (Luminaires)
Maximum Temperature Rating:	221°F, (105°C)
Maximum Current:	Same as Wire
Insulator Material:	Nylon
Terminal Material:	ETP Copper
Insulation Grip Material:	Brass
Plating:	Tin



-  Barrel Crimp (Required)
-  Insulation Crimp (Recommended)

Engineering Specification

Crimp-Type pin terminals shall, electrically and mechanically connect to a prestripped end of a stranded copper wire: and have a round pin portion for mounting under a screw, stud or inserting in a compatible terminal block.

The pin terminal line shall offer barrel variations variations in wire size 22-18 AWG, 16-14 AWG, 12-10 AWG and construction (non-insulated butted seam, nylon insulated with insulation grip, etc...) The terminal line shall have regulatory agency coverage (UL Recognized). The terminal shall be marked with the wire range and the manufacturer's symbol.(↑)

The Nylon Insulated Pin Terminal with Insulation Grip shall be tin plated, annealed copper, with a pin having a specified length and diameter and with a tin plated brass funnel entry insulation grip covered by a molded nylon sleeve, color coded, and sized for a specified (AWG) wire range (22-18, 16-14, 12-10).

Insulated connectors shall be UL Recognized for 600 volts maximum, building wire: 1000 volts maximum, signs, fixtures or luminaires and temperature rated 221°F (105°C) maximum.

3M and Scotchlok are trademarks of 3M.

 is a trademark of Underwriters Laboratories.

IMPORTANT NOTICE

Before using this product, you must evaluate it and determine if it is suitable for your intended application. You assume all risks and liability associated with such use.

Warranty; Limited Remedy; Limited Liability. This product will be free from defects in material and manufacture as of the date of purchase. **3M MAKES NO OTHER WARRANTIES INCLUDING, BUT NOT LIMITED TO, ANY IMPLIED WARRANTY OF MERCHANTABILITY OR FITNESS FOR A PARTICULAR PURPOSE.** If this product is defective within the warranty period stated above, your exclusive remedy shall be, at 3M's option, to replace or repair the 3M product or refund the purchase price of the 3M product. **Except where prohibited by law, 3M will not be liable for any loss or damage arising from this 3M product, whether direct, indirect, special, incidental or consequential regardless of the legal theory asserted.**



Electrical Products Division

6801 River Place Blvd.
Austin, TX 78726-9000
800 245 3573
<http://www.3M.com/elpd>

Litho in USA.
© 3M 2002 78-8125-9793-4-A

Mouser Electronics

Authorized Distributor

Click to View Pricing, Inventory, Delivery & Lifecycle Information:

[3M:](#)

[MNG10-55-PX](#) [MNG14-47-PX](#) [MNG18-47-PX](#)