


3M™ Textool™ Receptacles for DIP Sockets



- Matching receptacle for every ZIP DIP Socket, including “Universal DIP” and “Shrink DIP”
- Mounting flanges hold receptacle to board
- Pre-tapped holes in receptacle body mate with screw-hole in socket to hold socket firmly to receptacle (2 screws provided with each receptacle)
- Available in wire-wrap and solder-tail options, with and without mounting flanges

Date Modified: September 17, 2012

TS-0454-B
Sheet 1 of 3

Physical

Insulation

Material: Glass Filled Polysulfone

Flammability: UL 94V-0

Color: Green

Marking: 3M Logo & Part Number Identifier

Contact:

Material: Beryllium Copper

Plating: 30 μ” (0.76 μm) Gold over 50 μ” (1.3 μm) Nickel

Electrical

Current Rating: 1 Amp

Insulation Resistance: > 1 10⁹ W at 500 Vdc

Withstanding Voltage: 1,000 Vrms at Sea Level

Environmental

Operating Temperature Rating: - 55°C to +125°C

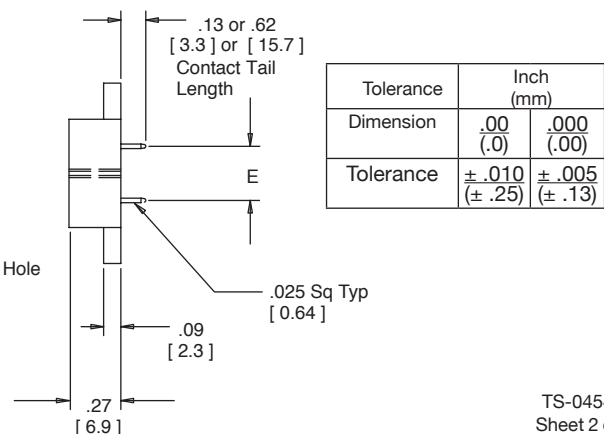
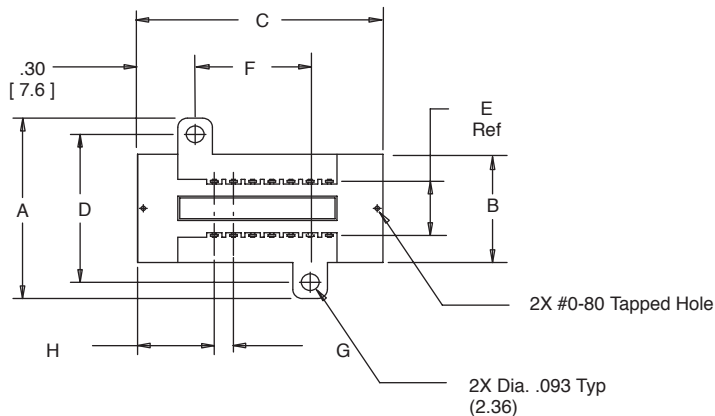


Electronic Solutions Division
Interconnect Solutions
<http://www.3Mconnectors.com>

3M is a trademark of 3M Company.
For technical, sales or ordering information call
800-225-5373

3M™ Textool™ Receptacles for DIP Sockets

Receptacle Part Numbers	Dimensions							
	A	B	C	D	E	F	G	H
214-3339-XX	1.00 [25.4]	.60 [15.2]	1.28 [32.5]	.820 [20.83]	.300 [7.62]	.600 [15.26]	.100 [2.54]	.40 [10.2]
216-3340-XX	.96 [24.4]	.56 [14.2]	1.37 [34.8]	.773 [19.63]	.300 [7.62]	.700 [17.78]		
218-3341-XX	.95 [24.1]	.55 [14.0]	1.49 [37.8]	.770 [19.56]		.804 [20.42]		
220-3342-XX	1.00 [25.4]	.60 [15.2]	1.58 [40.1]	.820 [20.83]		.900 [22.86]		
222-3343-XX	1.06 [26.9]	.65 [16.5]	1.69 [42.9]	.870 [22.09]	.400 [10.16]	1.005 [25.53]		
224-1275-XX	1.26 [32.0]	.86 [21.8]	1.77 [45.0]	1.080 [27.43]	.600 [15.24]	1.100 [7.62]		
224-5248-XX	.96 [24.4]	.56 [14.2]		.773 [19.63]	.300 [7.62]			
228-1277-XX	1.26 [32.0]	.86 [21.8]	1.98 [50.3]	1.085 [27.56]	.600 [15.24]	1.300 [33.02]		
228-4817-XX	1.06 [26.9]	.66 [16.8]		.887 [22.53]	.400 [10.16]	1.301 [33.05]		
228-1290-XX	1.09 [27.9]	.70 [17.8]	1.59 [40.5]	.92 [23.4]		.970 [24.74]	.070 [1.78]	.41 [10.4]
232-1285-XX	1.25 [32.0]	.86 [21.9]	2.17 [55.2]	1.08 [27.5]	.600 [15.24]	1.500 [38.10]	.100 [2.54]	.40 [10.2]
240-3639-XX	1.66 [42.2]	1.26 [32.0]	2.58 [65.5]	1.480 [37.59]	1.000 [25.4]	1.900 [48.26]		
240-1280-XX	1.27 [32.3]	.86 [21.8]		1.085 [27.56]	.600 [15.24]	1.900 [48.26]		
242-1293-XX	1.30 [33.0]	.90 [22.9]	2.08 [52.9]	1.12 [28.5]	.600 [15.24]	1.460 [37.08]	.070 [1.78]	.41 [10.4]
242-1281-XX	1.26 [32.0]	.86 [21.8]	2.68 [68.1]	1.080 [27.43]	.600 [15.24]	2.00 [50.80]	.100 [2.54]	.40 [10.2]
248-1282-XX	1.25 [31.8]		2.98 [75.8]	1.070 [27.18]	.600 [15.24]	2.500 [63.50]		.50 [12.7]
264-1300-XX	1.52 [38.5]	1.11 [28.3]	2.85 [72.5]	1.34 [34.0]	.800 [20.32]	2.230 [56.64]	.070 [1.78]	.41 [10.4]
264-4493-XX	1.70 [43.2]	1.30 [33.0]	3.95 [100.3]	1.520 [38.61]	.900 [22.86]	3.243 [82.37]	.100 [2.54]	.50 [12.7]
290-1294-XX	1.61 [40.8]	1.19 [30.2]	3.77 [95.7]	1.42 [36.0]		3.150 [80.01]	.070 [1.78]	.41 [10.4]



TS-0454-B
Sheet 2 of 3

3M™ Textool™ Receptacles for DIP Sockets

	Ordering Information			
	Receptable Part Numbers	Contact Quantity	Dimensions	
			Contact Spacing	Distance Between Rows
[3]	214-3339-XX-0602J	14	.100 [2.54]	.300 [7.62]
[3]	216-3340-XX-0602J	16		
[3]	218-3341-XX-0602J	18		
[3]	220-3342-XX-0602J	20		
[3]	222-3343-XX-0602J	22		
[1]	224-1275-XX-0602J	24	.100 [2.54]	.400 [10.16]
[3]	224-5248-XX-0602J			.600 [15.24]
[1]	228-1277-XX-0602J	.300 [7.62]		
[3]	228-4817-XX-0602J	.600 [15.24]		
[2]	228-1290-XX-0602J	28		.400 [10.16]
[1]	232-1285-XX-0602J	32	.070 [1.78]	
[3]	240-3639-XX-0602J	40	.100 [2.54]	.600 [15.24]
[1]	240-1280-XX-0602J			1.000 [25.40]
[2]	242-1293-XX-0602J	42	.070 [1.78]	.600 [15.24]
[1]	242-1281-XX-0602J		.100 [2.54]	
[1]	248-1282-XX-0602J	48		
[2]	264-1300-XX-0602J	64	.070 [1.78]	.800 [20.32]
[3]	264-4493-XX-0602J		.100 [2.54]	.900 [22.86]
[2]	290-1294-XX-0602J	90	.070 [1.78]	

Contact Tail Length:

XX = 09, .13 [3.3] Solder Tail w/ flanges
 = 19, .62 [15.8] Wire Wrap w/ flanges
 = 29, .13 [3.3] Solder Tail w/out flanges
 = 39, .62 [15.8] Wire Wrap w/out flanges

Tolerance	Inch (mm)	
Dimension	.00 (.0)	.000 (.00)
Tolerance	±.010 (±.25)	±.005 (±.13)

- [1] Available with -09, -19, -29 and -39 options.
- [2] Only available with the -09 & -29 option for the .070" (1.78 mm) spacing
- [3] Only available with -09 and -19 options

TS-0454-B
Sheet 3 of 3

Important Notice

All statements, technical information, and recommendations related to 3M's products are based on information believed to be reliable, but the accuracy or completeness is not guaranteed. Before using this product, you must evaluate it and determine if it is suitable for your intended application. You assume all risks and liability associated with such use. Any statements related to the product which are not contained in 3M's current publications, or any contrary statements contained on your purchase order shall have no force or effect unless expressly agreed upon, in writing, by an authorized officer of 3M.

Warranty; Limited Remedy; Limited Liability.

This product will be free from defects in material and manufacture for a period of one (1) year from the time of purchase. **3M MAKES NO OTHER WARRANTIES INCLUDING, BUT NOT LIMITED TO, ANY IMPLIED WARRANTY OF MERCHANTABILITY OR FITNESS FOR A PARTICULAR PURPOSE.** If this product is defective within the warranty period stated above, your exclusive remedy shall be, at 3M's option, to replace or repair the 3M product or refund the purchase price of the 3M product. **Except where prohibited by law, 3M will not be liable for any indirect, special, incidental or consequential loss or damage arising from this 3M product, regardless of the legal theory asserted.**



3M Electronics Solutions Division

6801 River Place Blvd.
Austin, TX 78726-9000
U.S.A.
1-800-225-5373
www.3Mconnectors.com

Please recycle. Printed in USA.
© 3M 2012. All rights reserved.
RIA-2217B-E

3M and Textool are trademarks of 3M Company.

Mouser Electronics

Authorized Distributor

Click to View Pricing, Inventory, Delivery & Lifecycle Information:

3M:

[264-4493-19-0602J](#)