

3M™ EMI Shielding Absorber AB6000HF Series (Halogen Free)

Product Description

3M™ EMI Shielding Absorber AB6000HF Series (Halogen Free)* consists of insulation layer, shielding layer, absorbing layer and non-conductive or conductive pressure sensitive adhesive.

3M absorber AB6000HF series is available in standard size and custom widths and lengths. Standard size is each 300mm width x 200m length and 100m length in roll.

Features and Benefits

- Insulation layer
- EMI Shielding / Absorption layer
- Pressure sensitive adhesive (PSA) layer
- Supplied on a removable release liner for easy handling and die-cutting
- Halogen Free guaranteed

Applications

3M absorber AB6000HF series is typically used for applications requiring either electromagnetic shielding performance and absorption function.

3M absorber AB6000HF series is useful for electrical devices for broadband radio frequency range (mobile phone, PDA, PC, BS/CS tuner, LAN, medical and military devices).

Common applications include attenuation of conduction and radiation noise suppress and filtering (FPCB and chips on circuit, high speed microprocessor) and resonant peak of enclosed cavities (EMI/ESD), and electric / electronic / RF components (IC/LSI, PCB, FPC, cable, oscillators, RF modules), mechanical bodies (metal can, frame, body, enclosure).

Shielding Effectiveness

Many factors determine the true attenuation of electromagnetic shielding and absorbing material, including type and thickness of polymer, adhesive type, intimacy of substrate contact, smoothness of application surface, strength and frequency of the EMI signal, etc. However, using standard tests and fixtures, it is possible to determine a value for the attenuation.

*** Halogen Free is defined as having maximum 900 ppm bromine, maximum 900 ppm chlorine, and/or maximum 1500 ppm total bromine and chlorine, per IEC 61249-2-21.**



3M™ EMI Shielding Absorber AB6000HF Series (Halogen Free) Typical Properties

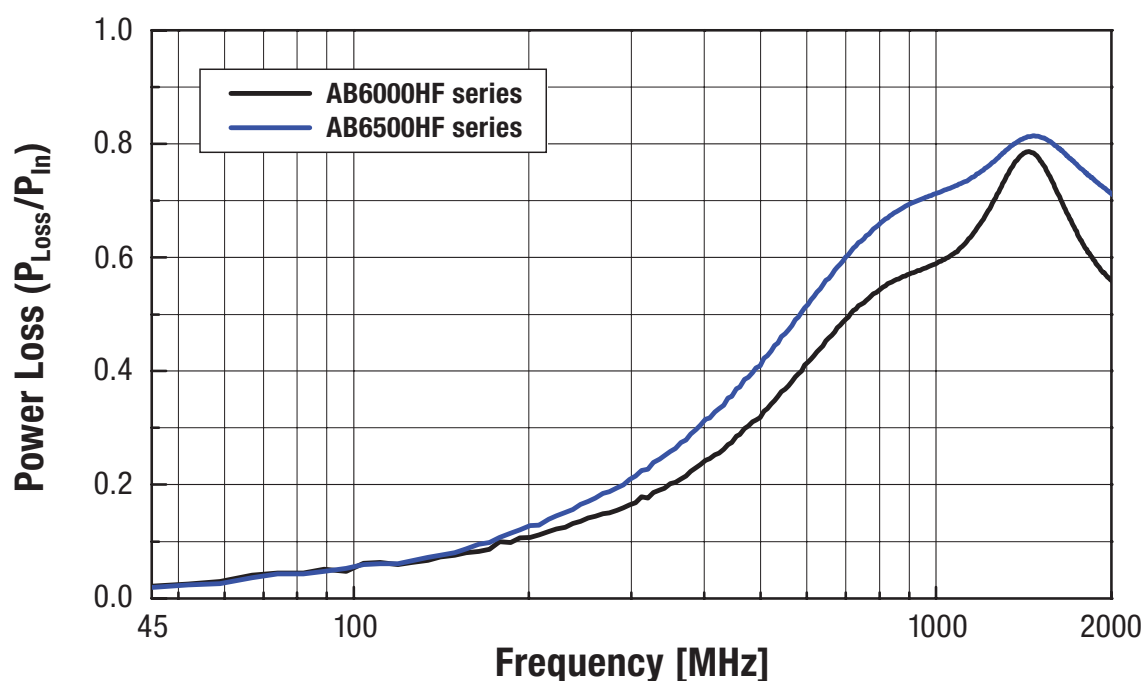
Note: The following technical information and data should be considered representative or typical only and should not be used for specification purposes.

Properties	Typical Value		
Type of Backing	EMI Metal shielding layer and Absorption layer		
Type of Adhesive	Acrylic pressure sensitive adhesive		
Products	Total Thickness	Absorber Thickness	Adhesive Electrical Property
- AB6005HF	0.105 ± .015mm	0.050 ± .005mm	Non-conductive
- AB6005SHF	0.105 ± .015mm	0.050 ± .005mm	Non-conductive
- AB6005GHF	0.105 ± .015mm	0.050 ± .005mm	Conductive
- AB6005EHF	0.09 ± .015mm	0.050 ± .005mm	Non-conductive
- AB6507SHF	0.125 ± .020mm	0.070 ± .007mm	Non-conductive
Frequency Range	10MHz – 18GHz		
Operating Temperature	-30 ~ +105°C		
Shielding Effectiveness ¹	min. 40dB (30MHz ~ 1GHz)		
Adhesion Strength ²	500 gf/25mm (8.8 oz/in)		

¹Test method: ASTM D 4935.

²Test method: ASTM D 1000.

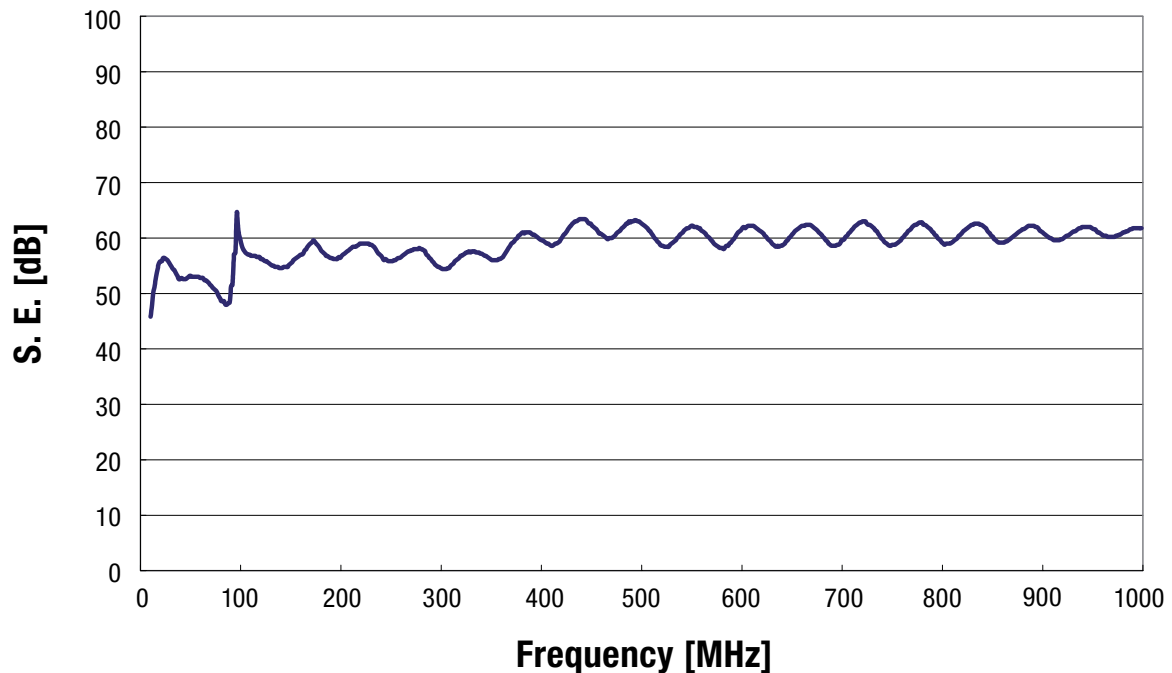
• Power Loss Property on Micro-strip Line (50Ω)



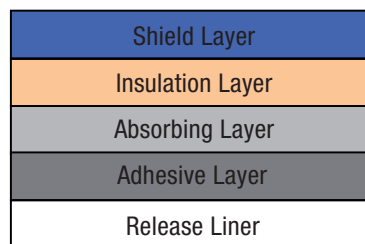
3M™ EMI Shielding Absorber AB6000HF Series (Halogen Free) Typical Properties (continued)

Note: The following technical information and data should be considered representative or typical only and should not be used for specification purposes.

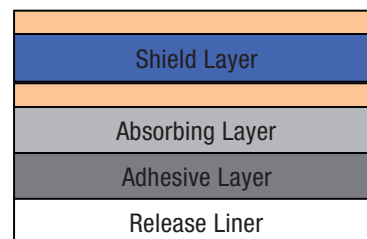
- **Shielding Effectiveness (SE)**




- **Cross-sectional view of the 3M™ EMI Shielding Absorber AB6000HF Series (Halogen Free)**



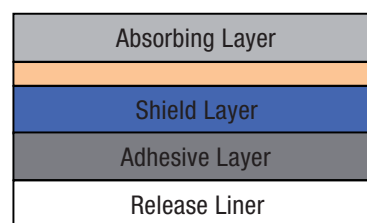
AB6000HF



AB6000SHF



AB6000GHF



AB6000EHF

Storage and Shelf Life

The shelf life of 3M™ EMI Absorber AB6000HF Series is 12 months from the shipment date from the manufacturing location when stored in original packaging at 21°C (70°F) and 50% relative humidity.

Safety Data Sheet

Please consult Safety Data Sheet prior to use.

Regulatory

For regulatory information about this product, contact your 3M representative.

Technical Information

The technical information, recommendations and other statements contained in this document are based upon tests or experience that 3M believes are reliable, but the accuracy or completeness of such information is not guaranteed.

Product Use

Many factors beyond 3M's control and uniquely within user's knowledge and control can affect the use and performance of a 3M product in a particular application. Given the variety of factors that can affect the use and performance of a 3M product, user is solely responsible for evaluating the 3M product and determining whether it is fit for a particular purpose and suitable for user's method of application.

Warranty, Limited Remedy, and Disclaimer

Unless an additional warranty is specifically stated on the applicable 3M product packaging or product literature, 3M warrants that each 3M product meets the applicable 3M product specification at the time 3M ships the product. 3M MAKES NO OTHER WARRANTIES OR CONDITIONS, EXPRESS OR IMPLIED, INCLUDING, BUT NOT LIMITED TO, ANY IMPLIED WARRANTY OR CONDITION OF MERCHANTABILITY OR FITNESS FOR A PARTICULAR PURPOSE OR ANY IMPLIED WARRANTY OR CONDITION ARISING OUT OF A COURSE OF DEALING, CUSTOM OR USAGE OF TRADE. If the 3M product does not conform to this warranty, then the sole and exclusive remedy is, at 3M's option, replacement of the 3M product or refund of the purchase price.

Limitation of Liability

Except where prohibited by law, 3M will not be liable for any loss or damage arising from the 3M product, whether direct, indirect, special, incidental or consequential, regardless of the legal theory asserted, including warranty, contract, negligence or strict liability.



Electronics Materials Solutions Division

3M Center, Building 225-3S-06
St. Paul, MN 55144-1000
1-800-251-8634 phone
651-778-4244 fax
www.3M.com/electronics

3M is a trademark of 3M Company.
Please recycle.
©3M 2014. All rights reserved.
60-5002-0745-5



Mouser Electronics

Authorized Distributor

Click to View Pricing, Inventory, Delivery & Lifecycle Information:

3M:
7010321488