

3M™ Mini D Ribbon (MDR) Connectors

.050" Boardmount Through-Hole R. A. Condo Receptacle – Shielded

102 Series



- Wiper-on-wiper contact for reliable repetitive plugging
- Rugged die cast metal case construction
- Screw lockdown for reliable PCB retention
- Interface latch design for connection stability
- Stacked receptacles save board space
- Contacts: 40 (2 × 20), 100 (2 × 50) and 136 (2 × 68)
- Regulatory Information: Visit 3M.com/regs or contact your 3M representative to find the RoHS compliance status of the 3M part you are interested in.

Date Modified: October 24, 2019

TS-0671-D
Sheet 1 of 3

Physical

Insulation Material: Glass Reinforced Polyester (PBT)

Flammability: UL 94V-0

Color: Black

Contact Material: Copper Alloy

Plating

Underplating: 80 μ" [2.0 μm] Nickel

Wiping Area: 20 μ" [0.50 μm] Min. Gold

Solder Tail Plating: Gold flash over Nickel

Body Material: Zinc Alloy

Plating: Nickel

Shroud & Latch Hook

Material: Steel

Plating: Nickel

Other Materials: Zinc Die Cast (Ground Lock), Stainless Steel (Joint Plate)

Marking: 3M Logo and Part Number

Electrical

Current Rating: 1 A

Insulation Resistance: $>5 \times 10^8 \Omega$ at 500 V_{DC}

Withstanding Voltage: 500 V_{RMS} for 1 Minute

Environmental

Temperature Rating: -20°C to +85°C

Process Rating: Solder Dip Test – 260°C for 10 secs., two times after 100°C max. preheat, 60 sec. max. duration.

UL File No.: E68080



Electronics Materials Solutions Division
Interconnect Solutions

<http://www.3M.com/interconnect>

3M is a trademark of 3M Company.

For technical, sales or ordering information call

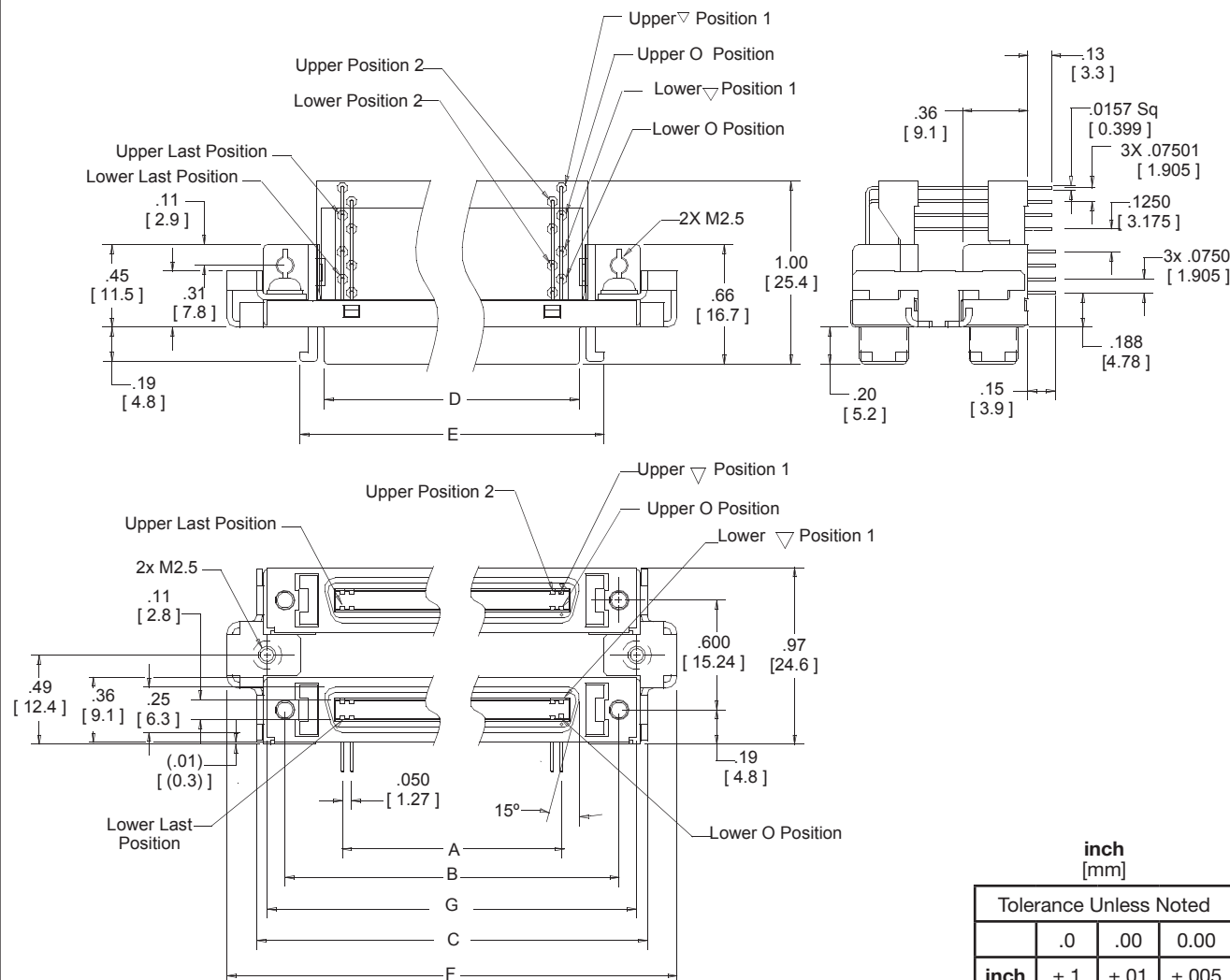
800-225-5373

3M™ Mini D Ribbon (MDR) Connectors

.050" Boardmount Through-Hole R. A. Condo Receptacle – Shielded

102 Series

Contact Quantity	Dimensions						
	A	B	C	D	E	F	G
20	0.450 [11.43]	1.08 [27.5]	1.41 [35.8]	0.65 [16.4]	0.92 [23.4]	1.74 [44.2]	1.276 [32.4]
50	1.200 [30.48]	1.831 [46.5]	2.17 [55.0]	1.40 [35.5]	1.67 [42.4]	2.47 [62.7]	2.03 [51.5]
68	1.650 [41.91]	2.281 [57.93]	2.61 [66.4]	1.85 [46.9]	2.12 [53.8]	2.92 [74.1]	2.48 [62.9]



inch
[mm]

Tolerance Unless Noted			
	.0	.00	0.00
inch	±.1	±.01	±.005

[] Dimensions for
Reference Only



Ordering Information

102XX - M218PE

Contact Quantity: _____
 20 - 2 × 20 = 40 Contacts
 50 - 2 × 50 = 100 Contacts
 68 - 2 × 68 = 136 Contacts

TS-0671-D
Sheet 2 of 3



Electronics Materials Solutions Division
Interconnect Solutions
<http://www.3M.com/interconnect>

3M is a trademark of 3M Company.
 For technical, sales or ordering information call
800-225-5373

3M™ Mini D Ribbon (MDR) Connectors

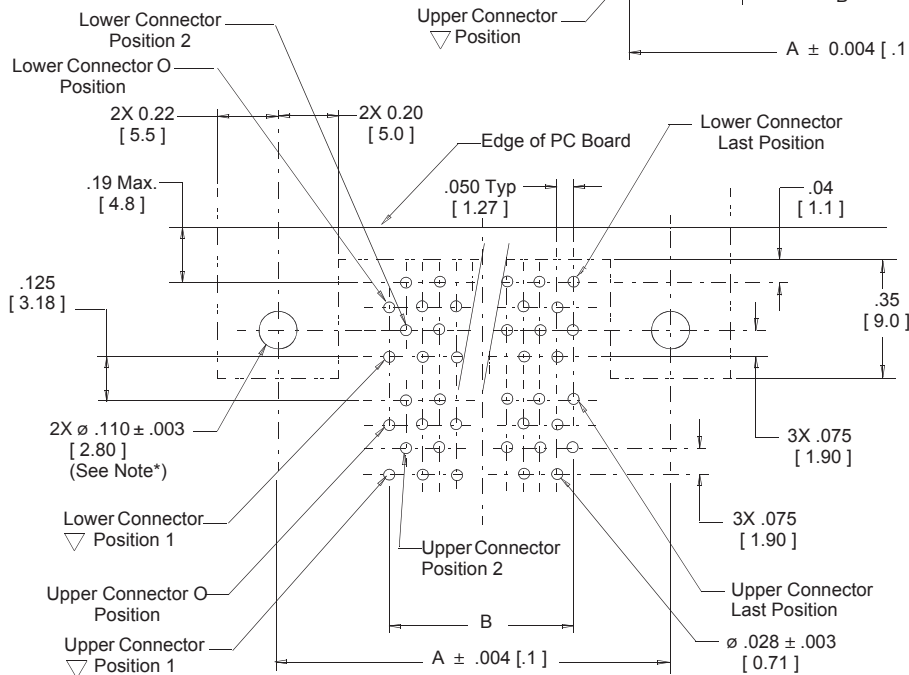
.050" Boardmount Through-Hole R. A. Condo Receptacle – Shielded

102 Series

Contact Quantity	Dimensions			
	A	B	C	D
20	1.0814 [27.45]	0.450 [11.43]	0.94 [23.8]	1.276 [32.4]
50	1.831 [46.50]	1.831 [46.50]	1.685 [42.80]	2.026 [51.46]
68	2.281 [57.93]	1.650 [41.91]	2.134 [54.20]	2.476 [62.89]

Recommended Board Layouts Viewed from Connector Sides

20 and 68 Position

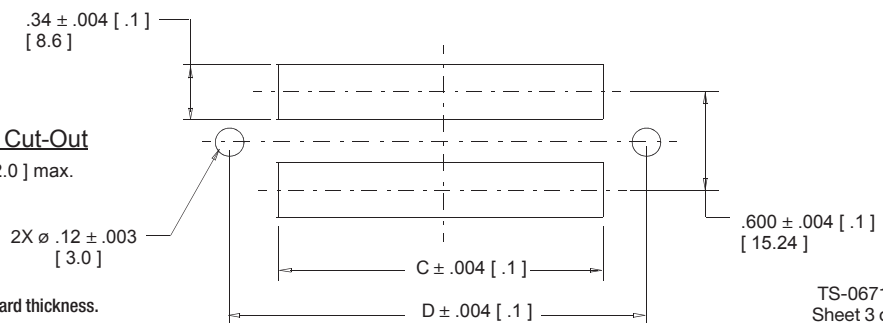


Tolerance Unless Noted			
	.0	.00	0.00
inch	±.1	±.01	±.005

[] Dimensions for
Reference Only

Recommended Panel Cut-Out

Panel thickness 0.079 [2.0] max.



Note: Plated-through mounting holes for .062 [1.57] board thickness.

TS-0671-D
Sheet 3 of 3

3M

Electronics Materials Solutions Division
Interconnect Solutions

<http://www.3M.com/interconnect>

3M is a trademark of 3M Company.
For technical, sales or ordering information call

800-225-5373

Regulatory: For regulatory information about this product, visit 3M.com/regs or contact your 3M representative.

Technical Information: The technical information, recommendations and other statements contained in this document are based upon tests or experience that 3M believes are reliable, but the accuracy or completeness of such information is not guaranteed.

Product Use: Many factors beyond 3M's control and uniquely within user's control can affect the use and performance of a 3M product in a particular application. Given the variety of factors that can affect the use and performance of a 3M product, user is solely responsible for evaluating the 3M product and determining whether it is fit for a particular purpose and suitable for user's method of application.

Warranty, Limited Remedy, and Disclaimer: Unless an additional warranty is specifically stated on the applicable 3M product packaging or product literature, 3M warrants that each 3M product meets the applicable 3M product specification at the time 3M ships the product. 3M MAKES NO OTHER WARRANTIES OR CONDITIONS, EXPRESS OR IMPLIED, INCLUDING, BUT NOT LIMITED TO, ANY IMPLIED WARRANTY OR CONDITION OF MERCHANTABILITY OR FITNESS FOR A PARTICULAR PURPOSE OR ANY IMPLIED WARRANTY OR CONDITION ARISING OUT OF A COURSE OF DEALING, CUSTOM OR USAGE OR TRADE.

If the 3M product does not conform to this warranty, then the sole and exclusive remedy is, at 3M's option, replacement of the 3M product or refund of the purchase price.

Limitation of Liability: Except where prohibited by law, 3M will not be liable for any loss or damage arising from the 3M product, whether direct, indirect, special, incidental or consequential, regardless of the legal theory asserted, including warranty, contract, negligence or strict liability.

3M Company
Electronics Materials Solutions Division
13011 McCallen Pass, Bldg. C
Austin, TX 78753-5380
1-800-225-5373
www.3M.com/interconnect



Electronics Materials Solutions Division
Interconnect Solutions
<http://www.3M.com/interconnect>

Please recycle. Printed in USA. ©
3M 2020. All rights reserved.
RIA-2217B-E

3M is a trademark of 3M Company.

Mouser Electronics

Authorized Distributor

Click to View Pricing, Inventory, Delivery & Lifecycle Information:

3M:

[10220-M218PE](#) [10268-M218PE](#) [10250-M218PE](#) [10220-L8A9PE](#)