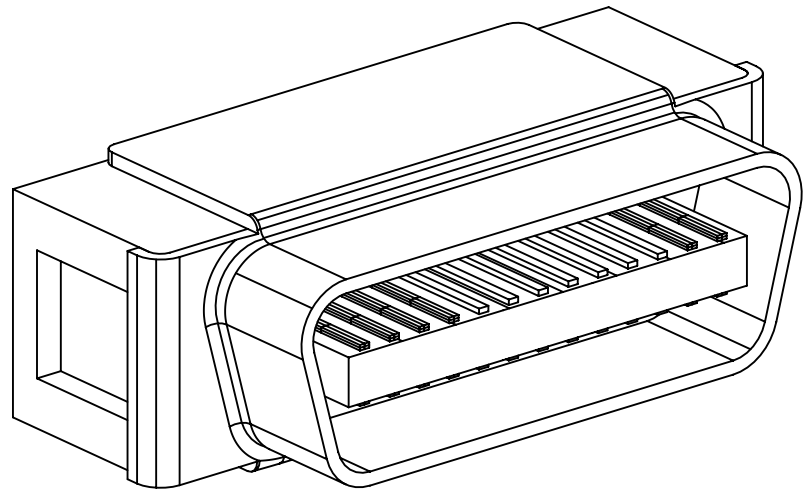


3M™ MINI D RIBBON (MDR) CONNECTORS, 101 SERIES

.050" STRADDLEMOUNT PLUG - SHIELDED



101XX-900APX
PLUG

2 PHYSICAL :

INSULATION MATERIAL :
 BODY : GLASS REINFORCED POLYESTER (PCT)
 INSERT MOLD : GLASS REINFORCED POLYESTER (LCP)
 FLAMMABILITY : UL94V-0
 COLOR : BLACK
CONTACT MATERIAL : COPPER ALLOY
 PLATING :
 UNDER PLATING : 80µ" (2.0µm) NICKEL-OVERALL
 WIPING AREA : SEE ORDERING INFORMATION
 SOLDER TAILS : GOLD FLASH OVER NICKEL (RIA E1 & C1 APPLY)
BODY MATERIAL : ZINC ALLOY
 PLATING : NICKEL
SHROUD MATERIAL : STEEL
 PLATING : NICKEL
MARKINGS : 3M LOGO AND PART NUMBER

2 ELECTRICAL :

CURRENT RATING : 1A
INSULATION RESISTANCE : >5 X 10⁸Ω AT 500 V_{DC}
WITHSTANDING VOLTAGE : 500V_{RMS} FOR 1 MINUTE

2 ENVIRONMENTAL :

TEMPERATURE RATING : -20° C TO 85° C

ORDERING INFORMATION

101XX-900APX

CONTACT QTY :
(SEE TABLE 1)
NOTE : AO=100

WIPING CONTACT PLATING :
L = 8µ" (0.2µm) MIN. GOLD (RIA E1 & C1 APPLY)
C = 30µ" (0.76µm) MIN. GOLD (RIA E1 & C1 APPLY)

COMPATIBLE BOARD THICKNESS :
A = 1.0MM STANDARD
O = 1.6MM SPECIAL ORDER)

NOTES

1. REGULATORY INFORMATION:
VISIT 3M.com/regs
2. IN THE EVENT OF CONFLICT
BETWEEN THIS DATA AND THAT
CONTAINED IN THE PRODUCT
SPECIFICATION, THE PRODUCT
SPECIFICATION TAKES PRECEDENT.
3. THERE ARE TWO SLOTS IN THE
PLUG THAT ARE A STOP FOR THE
PC BOARD TO KEEP IT FROM
ENTERING FURTHER INTO THE
PLUG.

DIMENSIONS: INCHES [MM]
[MM] IS REF. ONLY

DESIGN REFERENCE		NEXT ASSEMBLY		REV	ECO	ISSUE DATE AND DESCRIPTION		DRFT	CHKD
XREF CODES				DRP	CSTIGLIONE	DATE	JUL 07,2015	MFG	DATE
				CHKD		DATE	JUL 07,2015	APPR	DATE
								B. CRONCH	
DIVISION		DIVISION CODE							
DO NOT SCALE DRAWING	SCALE 4 1	TOLERANCES EXCEPT AS NOTED							
THIRD ANGLE PROJECTION		INCHES 0 ±.1 .00 ±.01 .000 ±.005 .0000 ±.0002							
INTERPRET PER ASME Y14.5 - 2018		MILLIMETERS 0 ±2 .0 ±.3 .00 ±.13 .000 ±.005							
MAX. SURFACE ROUGHNESS ALL SURFACES		ANGLES							
MARKED ONLY									
3M Center St. Paul, MN 55144		© 3M COPYRIGHT 2021 This document and the information it contains are 3M property and may not be reproduced or further distributed without 3M permission, or used or disclosed other than for 3M authorized purposes. All rights reserved.							
TITLE		MINI D RIBBON (MDR) CONNECTOR, .050" STRADDLEMOUNT PLUG							
CAGE NUMBER	SIZE	DRAWING NO.		REV.					
D		78-5100-0698-0		E					
MODEL	101XX		DET		YES		NO		SHT 1 OF 3

3M ELECTRONICS MATERIALS SOLUTIONS DIVISION
INTERCONNECT SOLUTIONS
<http://www.3M.com/interconnect>

3M IS A TRADEMARK OF 3M COMPANY.
FOR TECHNICAL, SALES OR ORDERING
INFORMATION CALL 800-225-5373

UL
UL FILE NO: E68080

3M™ MINI D RIBBON (MDR) CONNECTORS, 101 SERIES
.050" STRADDLEMOUNT PLUG - SHIELDED

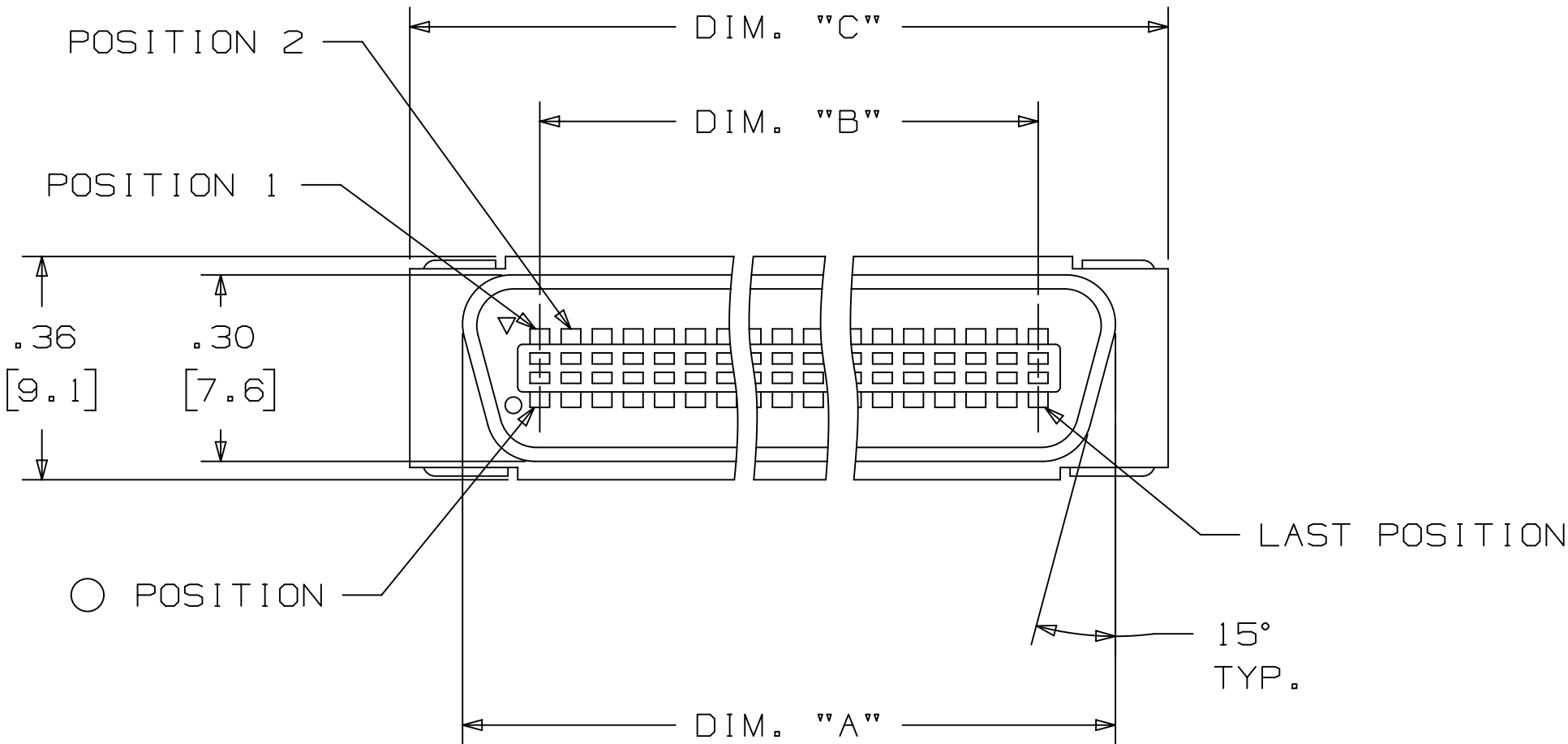
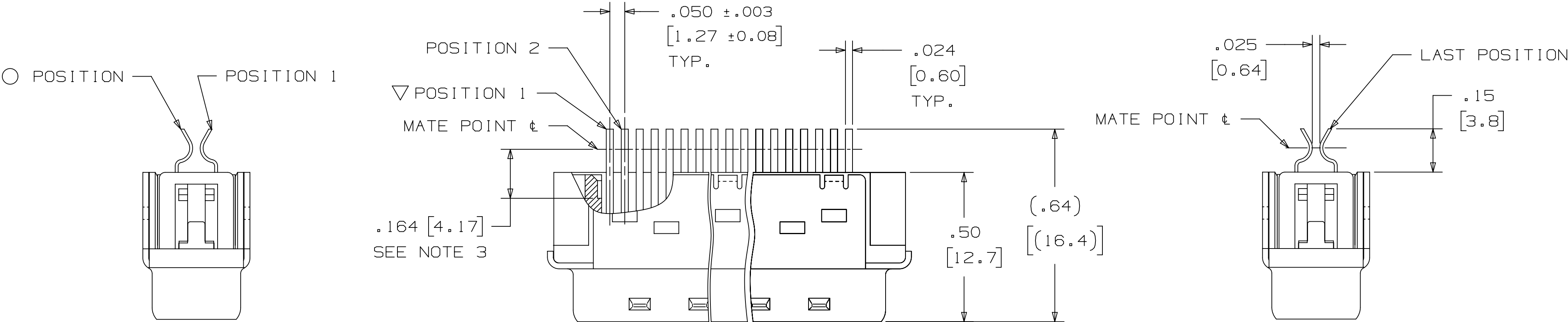
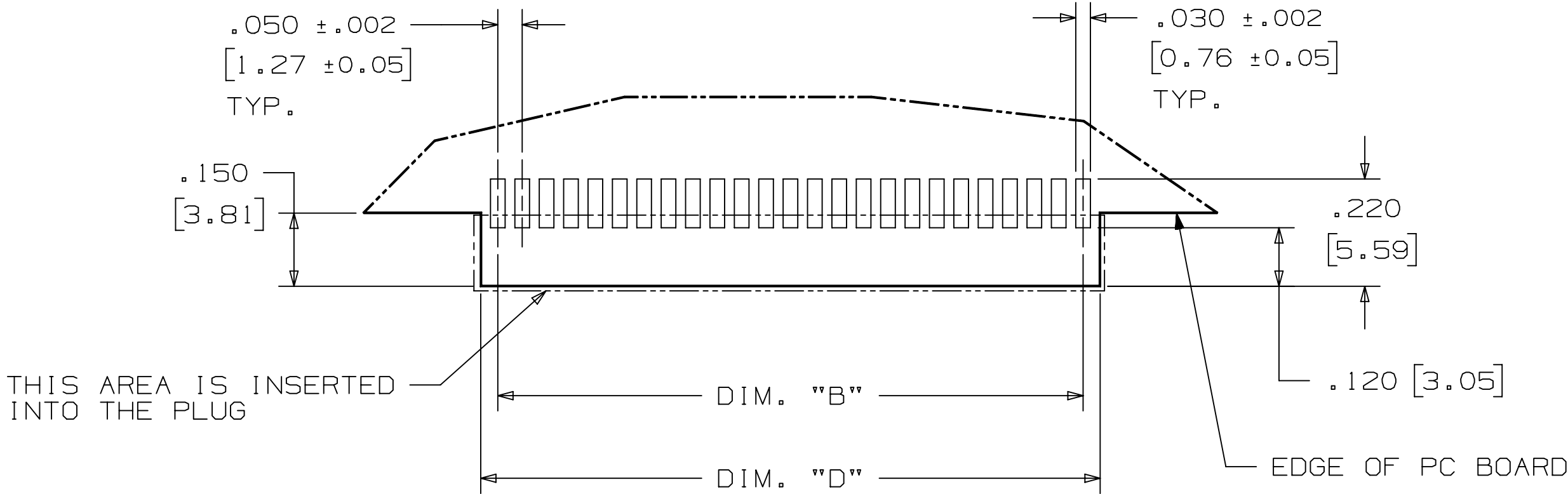





TABLE 1				
POSITIONS	DIM. "A"	DIM. "B"	DIM. "C"	DIM. "D"
26	.84 [21.4]	.60 [15.2]	1.02 [25.8]	.68 [17.2]
50	1.44 [36.6]	1.20 [30.5]	1.62 [41.1]	1.27 [32.3]
68	1.89 [48.1]	1.65 [41.9]	2.07 [52.5]	1.72 [43.7]
100	2.66 [67.5]	2.45 [62.2]	2.87 [72.8]	2.52 [64.0]



3M ELECTRONICS MATERIALS SOLUTIONS DIVISION
INTERCONNECT SOLUTIONS
<http://www.3M.com/interconnect>

3M IS A TRADEMARK OF 3M COMPANY.
FOR TECHNICAL, SALES OR ORDERING
INFORMATION CALL 800-225-5373

RECOMMENDED PAD LAYOUT
(SOLDER PAD PATTERN REPEATED
ON BOTH SIDES OF BOARD)

E		95427	FEB 11, 2021		JNC	FJR		
D		28356	FEB 20, 2017 2-20-17 ADD 3M NOTE TO SHT2 7-7-15 REVISED & REDRAWN, 7-15-16 REVISED PCB LAYOUT		JNC	DC		
DESIGN REFERENCE		NEXT ASSEMBLY		REV	ECO	ISSUE DATE AND DESCRIPTION	DRFT	CHKD
ACCESS COSES				DRFT	CASTIGLIONE	DATE JUL 07, 2015	MFG	DATE
DIVISION		DIVISION CODE		CHKD		DATE	APPR D. CRONCH	DATE JUL 07, 2015
DO NOT SCALE DRAWING		SCALE 4 1		TOLERANCES EXCEPT AS NOTED		 3M Center St. Paul, MN 55144		
		THIRD ANGLE PROJECTION		INCHES .00 ±.01 .000 ±.005 .0000 ±.0002		© 3M COPYRIGHT 2021 This document and the information it contains are 3M property and may not be reproduced or further distributed without 3M permission, or used or disclosed other than for 3M authorized purposes. All rights reserved.		
INTERPRET PER ASME Y14.5 - 2018		MILLIMETERS 0 ±2 .00 ±.3 .000 ±.13 .000 ±.005		TITLE		MINI D RIBBON (MDR) CONNECTOR, .050" STRADDLEMOUNT PLUG		
MAX SURFACE ROUGHNESS		ALL SURFACES		CAGE NUMBER		SIZE		DRAWING NO.
✓		□ MARKED ONLY		D		78-5100-0698-0		REV. E
LISTS		YES		NO		SHT 2 OF 3		
MODEL		101XX		DET.		LISTS		YES
								NO
								SHT 2 OF 3

3M™ MINI D RIBBON (MDR) CONNECTORS, 101 SERIES
.050" STRADDLEMOUNT PLUG - SHIELDED

Regulatory: For regulatory information about this product, visit 3M.com/regs or contact your 3M representative.

Technical Information: The technical information, recommendations and other statements contained in this document are based upon tests or experience that 3M believes are reliable, but the accuracy or completeness of such information is not guaranteed.

Product Use: Many factors beyond 3M's control and uniquely within user's control can affect the use and performance of a 3M product in a particular application. Given the variety of factors that can affect the use and performance of a 3M product, user is solely responsible for evaluating the 3M product and determining whether it is fit for a particular purpose and suitable for user's method of application.


Warranty, Limited Remedy, and Disclaimer: Unless an additional warranty is specifically stated on the applicable 3M product packaging or product literature, 3M warrants that each 3M product meets the applicable 3M product specification at the time 3M ships the product. 3M MAKES NO OTHER WARRANTIES OR CONDITIONS, EXPRESS OR IMPLIED, INCLUDING, BUT NOT LIMITED TO, ANY IMPLIED WARRANTY OR CONDITION OF MERCHANTABILITY OR FITNESS FOR A PARTICULAR PURPOSE OR ANY IMPLIED WARRANTY OR CONDITION ARISING OUT OF A COURSE OF DEALING, CUSTOM OR USAGE OR TRADE. If the 3M product does not conform to this warranty, then the sole and exclusive remedy is, at 3M's option, replacement of the 3M product or refund of the purchase price.

Limitation of Liability: Except where prohibited by law, 3M will not be liable for any loss or damage arising from the 3M product, whether direct, indirect, special, incidental or consequential, regardless of the legal theory asserted, including warranty, contract, negligence or strict liability.

3M Company
Electronics Materials Solutions Division
13011 McCallen Pass, Bldg. C
Austin, TX 78753-5380
1-800-225-5373
www.3M.com/interconnect

3M ELECTRONICS MATERIALS SOLUTIONS DIVISION
INTERCONNECT SOLUTIONS
http://www.3M.com/interconnect

3M IS A TRADEMARK OF 3M COMPANY.
FOR TECHNICAL, SALES OR ORDERING
INFORMATION CALL 800-225-5373

		E	95427	FEB 11,2021	JNC	FJR	
		D	28356	FEB 20,2017	JNC	DC	
		2-20-17 ADD 3M NOTE TO SHT2					
		7-7-15 REVISED & REDRAWN, 7-15-16 REVISED PCB LAYOUT					
DESIGN REFERENCE		REV	ECO	ISSUE DATE AND DESCRIPTION		DRFT	CHKD
NEXT ASSEMBLY		DRFT	CASTIGLIONE		DATE	MFG DATE	
		CHKD			DATE	APPR. DATE	
				B. CRONCH		JUL 07,2015	
DIVISION		DIVISION CODE					
DO NOT SCALE DRAWING	SCALE 1/1	TOLERANCES EXCEPT AS NOTED		 3M Center St. Paul, MN 55144			
THIRD ANGLE PROJECTION		INCHES .0 ±.1 .00 ±.01 .000 ±.005 .0000 ±.0002		© 3M COPYRIGHT 2021 This document and the information it contains are 3M property and may not be reproduced or further distributed without 3M permission, or used or disclosed other than for 3M authorized purposes. All rights reserved.			
INTERPRET PER ASME Y14.5 - 2018		MILLIMETERS 0 ±2 .0 ±.3 .00 ±.13 .000 ±.005		TITLE MINI D RIBBON (MDR) CONNECTOR, .050" STRADDLEMOUNT PLUG			
MAX SURFACE ROUGHNESS		ALL SURFACES		CAGE NUMBER D78-5100-0698-0		REV. E	
MARKED ONLY		ANGLES		MODEL 101XX		DET LISTS YES NO SHT 3 OF 3	

Mouser Electronics

Authorized Distributor

Click to View Pricing, Inventory, Delivery & Lifecycle Information:

[3M:](#)

[101A0-900APL](#) [101A0-900APC](#)