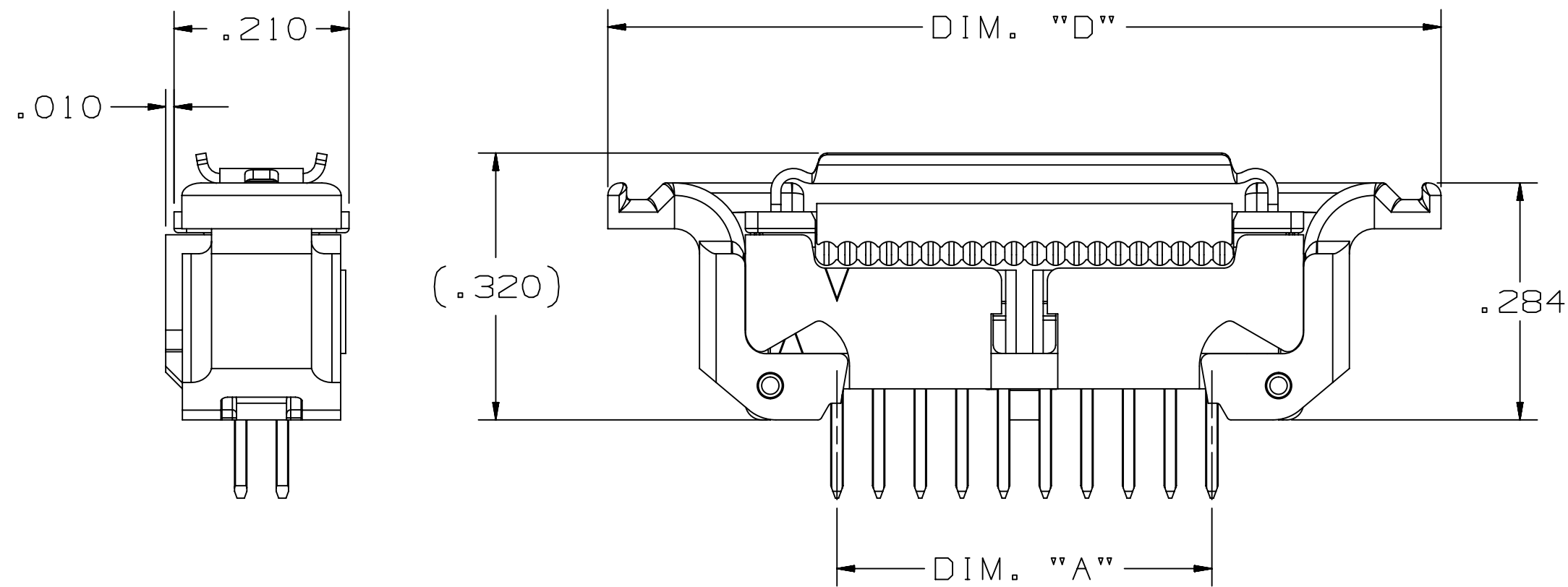
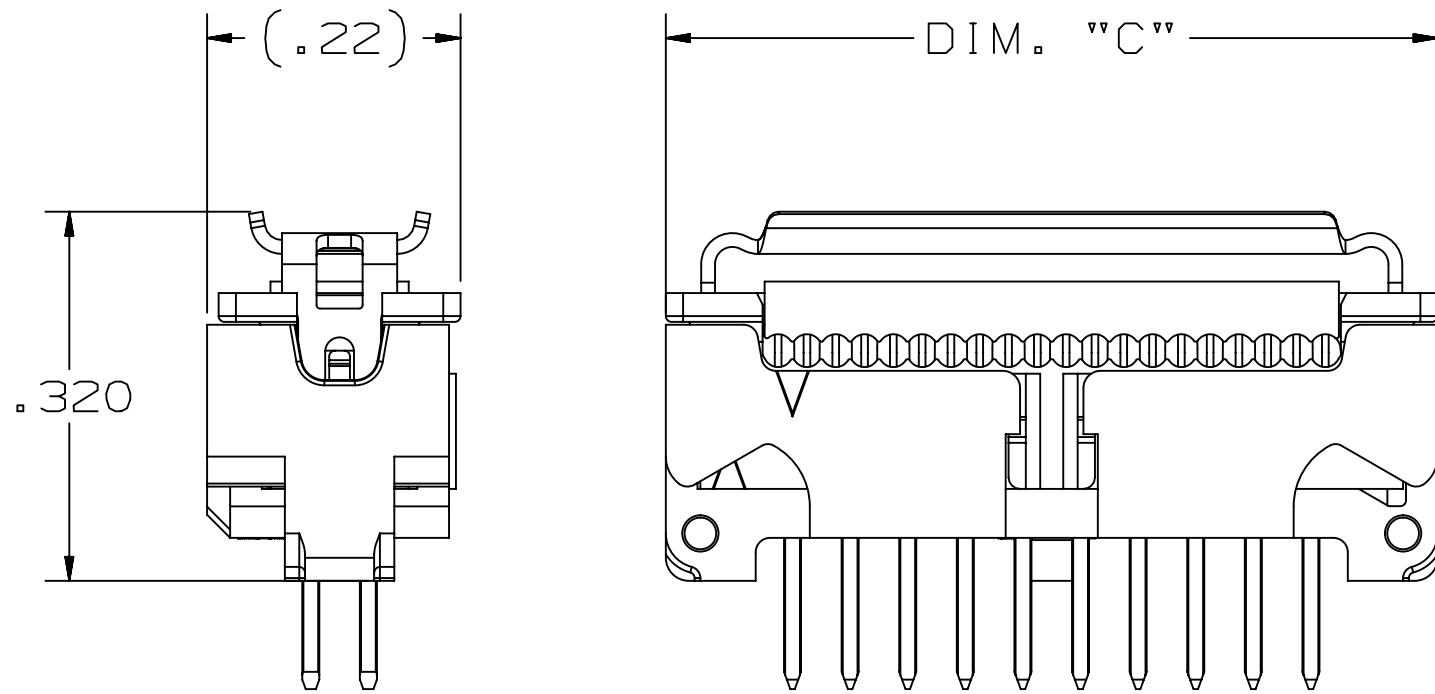


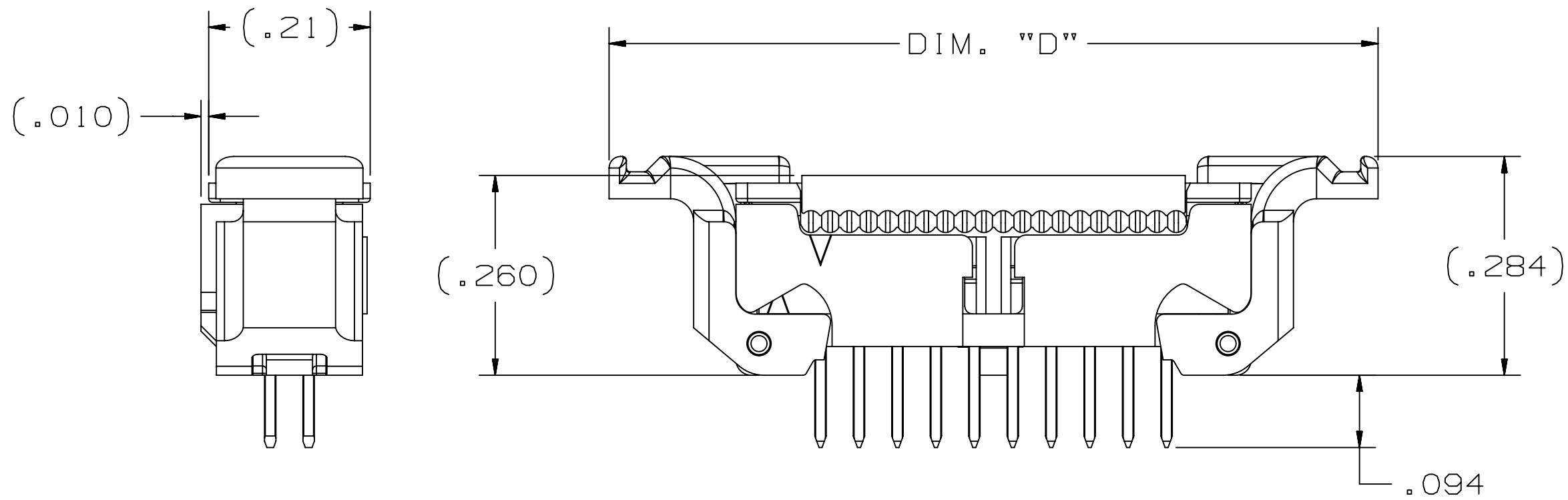
3M™ WIRE-TO-BOARD SYSTEM, 451 SOCKET AND 452 HEADER SERIES
1.27mm (0.050"), 450 SERIES MATED



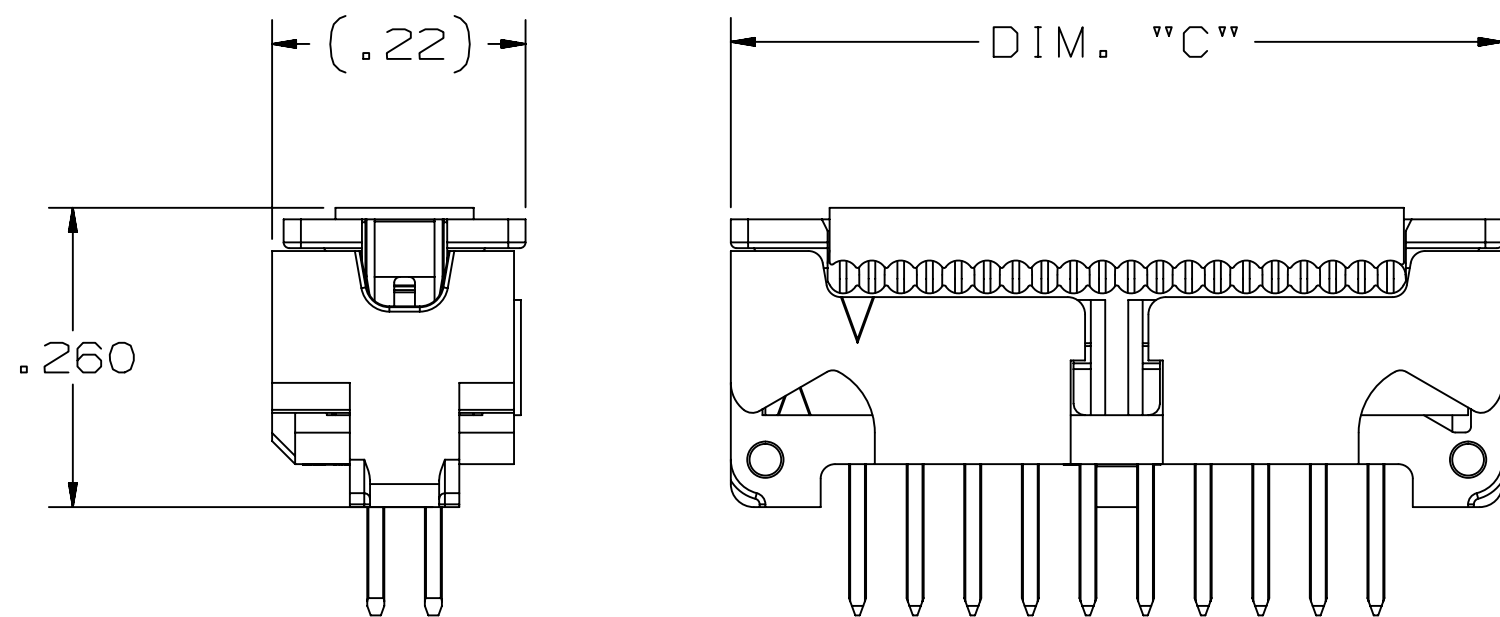
VERTICAL HEADER & SOCKET ASSEMBLY
WITH LOW PROFILE LATCHES & STRAIN RELIEF



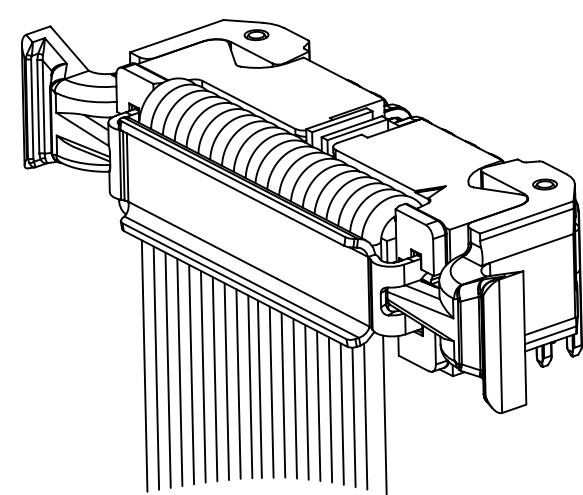
VERTICAL HEADER & SOCKET ASSEMBLY
NO LATCHES WITH STRAIN RELIEF



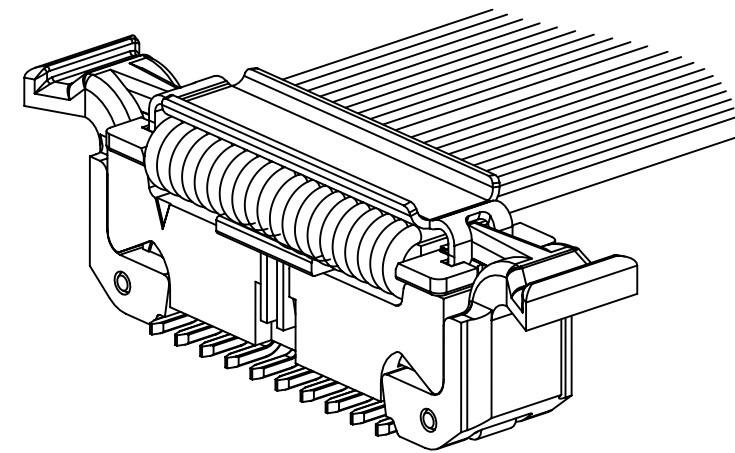
VERTICAL HEADER & SOCKET ASSEMBLY
WITH LATCHES NO STRAIN RELIEF



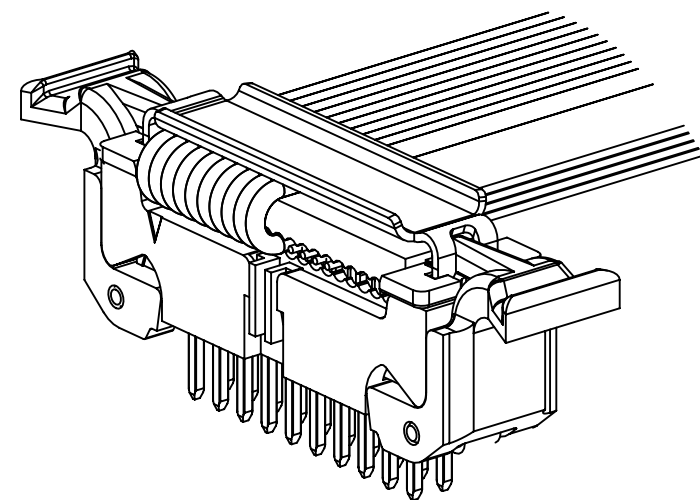
VERTICAL HEADER & SOCKET ASSEMBLY
NO LATCHES NO STRAIN RELIEF



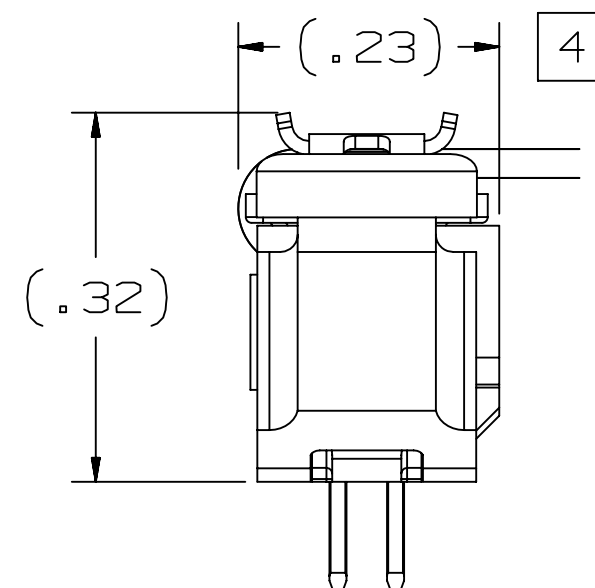
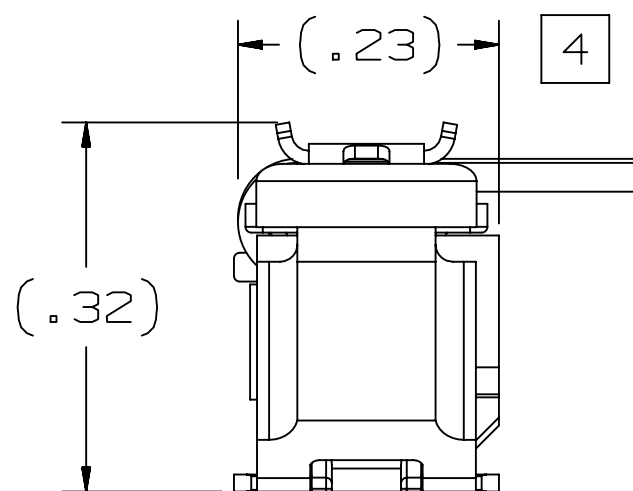
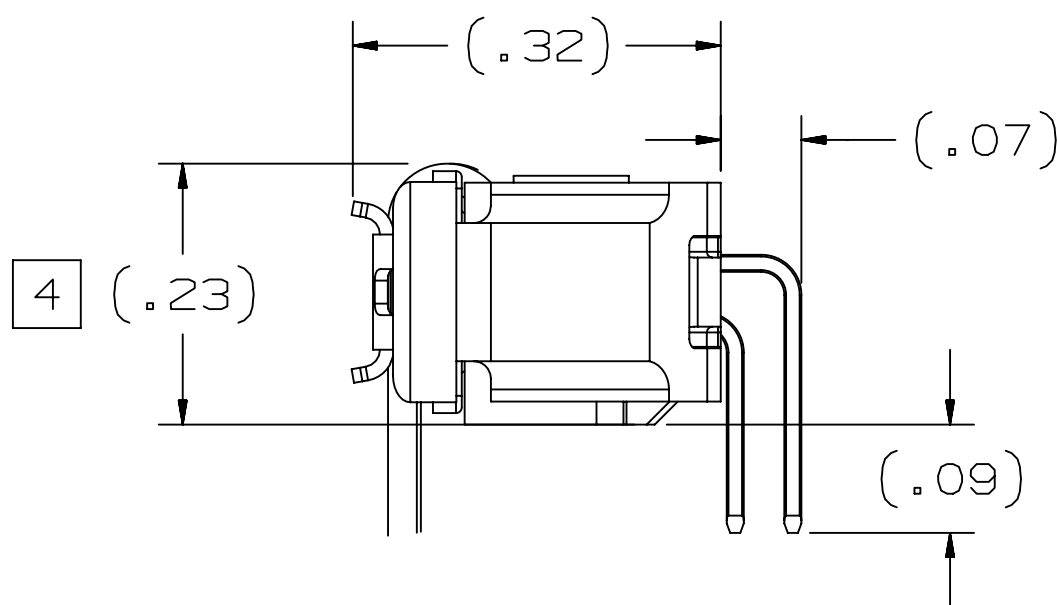
RIGHT ANGLE ASSEMBLY
452XX-5X02



SURFACE MOUNT ASSEMBLY
452XX-2X02



VERTICAL ASSEMBLY
452XX-6X02



No. Positions	Dim "A"	Dim "C"	Dim "D"
4	.050	.270	.600
6	.100	.320	.650
8	.150	.370	.700
10	.200	.420	.750
12	.250	.470	.800
14	.300	.520	.850
16	.350	.570	.900
20	.450	.670	1.00
26	.600	.820	1.150
30	.700	.920	1.250
40	.950	1.170	1.500
50	1.200	1.420	1.750

- NOTES
1. IN THE EVENT OF CONFLICT BETWEEN THIS DATA AND THAT CONTAINED IN THE PRODUCT SPECIFICATION, THE PRODUCT SPECIFICATION TAKES PRECEDENT.
 2. REGULATORY INFORMATION: VISIT 3M.com/regs
 3. OTHER PIN COUNTS AVAILABLE UPON REQUEST. CONTACT 3M.
 4. DIMENSIONS ARE TAKEN FROM EDGE OF CABLE TO SIDE OF CONNECTOR.
 5. MATING COMPATIBILITY:
3M™ (1.27mm [.050"])
TECH SHEETS:
451 SOCKET = TS-2436
452 HEADER = TS-2437

3M ELECTRONICS MATERIALS SOLUTIONS DIVISION
INTERCONNECT SOLUTIONS
<http://www.3M.com/interconnect>

3M IS A TRADEMARK OF 3M COMPANY.
FOR TECHNICAL, SALES OR ORDERING
INFORMATION CALL 800-225-5373

78-5100-2437-1
78-5100-2436-3

DESIGN REFERENCE

DESIGN CODES

DIVISION

DO NOT SCALE DRAWING

THIRD ANGLE PROJECTION

INTERPRET PER ASME Y14.5 - 2018

MAX. SURFACE ROUGHNESS

ALL SURFACES

MARKED ONLY

ANGLES

EMSD

TOLERANCES EXCEPT AS NOTED

INCHES

MILLIMETERS

REVISION

DATE

DATE

DATE

DATE

DATE

DATE

E	100200	OCT 19,2021	JNC	SAN
D	92270	AUG 19,2020	JNC	SAN
C	51884	JAN 08,2014	SJS	SAN
B	48635	JUL 12,2013	JNC	SN
A	46797	MAR 25,2013	JNC	SAN
REV	ECO	ISSUE DATE AND DESCRIPTION	DRFT	CHKD
DRFT	ARM	FEB 11,2011	MF9	DATE
CHKD	DATE	FEB 11,2011	APPR	DATE
			S. NEU	FEB 11,2011

© 3M COPYRIGHT 2021
This document and the information it contains are
3M property and may not be reproduced or further
distributed without 3M permission, or used or
disclosed other than for 3M authorized purposes.
All rights reserved.

WIRE TO BOARD SYSTEM,
.05 X .05, MATED
DIM'S, 450 SERIES

CAGE NUMBER	SIZE	DRAWING NO.	REV.
D	78-5100-2396-9	E	

MODEL 451 AND 452

LISTS YES NO SHT 1 OF 2

3M™ WIRE-TO-BOARD SYSTEM, 451 SOCKET AND 452 HEADER SERIES
1.27mm (0.050"), 450 SERIES MATED

Regulatory: For regulatory information about this product, visit 3M.com/regs or contact your 3M representative.


Technical Information: The technical information, recommendations and other statements contained in this document are based upon tests or experience that 3M believes are reliable, but the accuracy or completeness of such information is not guaranteed.

Product Use: Many factors beyond 3M's control and uniquely within user's control can affect the use and performance of a 3M product in a particular application. Given the variety of factors that can affect the use and performance of a 3M product, user is solely responsible for evaluating the 3M product and determining whether it is fit for a particular purpose and suitable for user's method of application.

Warranty, Limited Remedy, and Disclaimer: Unless an additional warranty is specifically stated on the applicable 3M product packaging or product literature, 3M warrants that each 3M product meets the applicable 3M product specification at the time 3M ships the product. 3M MAKES NO OTHER WARRANTIES OR CONDITIONS, EXPRESS OR IMPLIED, INCLUDING, BUT NOT LIMITED TO, ANY IMPLIED WARRANTY OR CONDITION OF MERCHANTABILITY OR FITNESS FOR A PARTICULAR PURPOSE OR ANY IMPLIED WARRANTY OR CONDITION ARISING OUT OF A COURSE OF DEALING, CUSTOM OR USAGE OR TRADE. If the 3M product does not conform to this warranty, then the sole and exclusive remedy is, at 3M's option, replacement of the 3M product or refund of the purchase price.

Limitation of Liability: Except where prohibited by law, 3M will not be liable for any loss or damage arising from the 3M product, whether direct, indirect, special, incidental or consequential, regardless of the legal theory asserted, including warranty, contract, negligence or strict liability.

3M Company
Electronics Materials Solutions Division
13011 McCallen Pass, Bldg. C
Austin, TX 78753-5380
1-800-225-5373
www.3M.com/interconnect

E	100200	OCT 19, 2021 ADD POS 26, 40, 50		JNC	SAN
D	92270	AUG 19, 2020 REVISE NOTES		JNC	SAN
C	51884	JAN 08, 2014 UPDATE TITLE, ADD DESIGN REFS		SJS	SAN
B	48635	JUL 12, 2013 MATCH TEXT FONTS & ADD NOTE 4		JNC	SN
A	46797	MAR 25, 2013 PRODUCTION RELEASE		JNC	SAN
REV	ECO	ISSUE DATE AND DESCRIPTION		DRFT	CHKD
78-5100-2437-1 78-5100-2436-3 DESIGN REFERENCE		NEXT ASSEMBLY			
ACCESS CODES		DRFT ARM		DATE FEB 11, 2011	
		CHKD		DATE	
		APPR		DATE FEB 11, 2011	
		S: NEU			
DIVISION		DIVISION CODE EMSD		© 3M COPYRIGHT 2021!	
DO NOT SCALE DRAWING		TOLERANCES EXCEPT AS NOTED		 3M Center St. Paul, MN 55144 This document and the information it contains are 3M property and may not be reproduced or further distributed without 3M permission, or used or disclosed other than for 3M authorized purposes. All rights reserved.	
THIRD ANGLE PROJECTION		INCHES .0 .00 ±.01 .000 ±.02 .0000 ±.010 .0000 ±.005		TITLE WIRE TO BOARD SYSTEM, .05 X .05, MATED DIM'S, 450 SERIES	
INTERPRET PER ASME Y14.5 - 2018		MILLIMETERS 0 ± .0 .00 ± .00 ± .000 ±		SIZE DRAWING NO. D 78-5100-2396-9	
MAX. SURFACE ROUGHNESS ALL SURFACES <input checked="" type="checkbox"/> MARKED ONLY		ANGLES ±		REV. E	
		MODEL 451 AND 452		DET. LISTS <input type="checkbox"/> YES <input type="checkbox"/> NO SHT 2 OF 2	

Mouser Electronics

Authorized Distributor

Click to View Pricing, Inventory, Delivery & Lifecycle Information:

3M:

[3448-45120](#) [3448-45104](#) [3448-45116](#) [3443-82-04](#) [3448-45112](#) [3448-45130](#) [45216-220230](#)