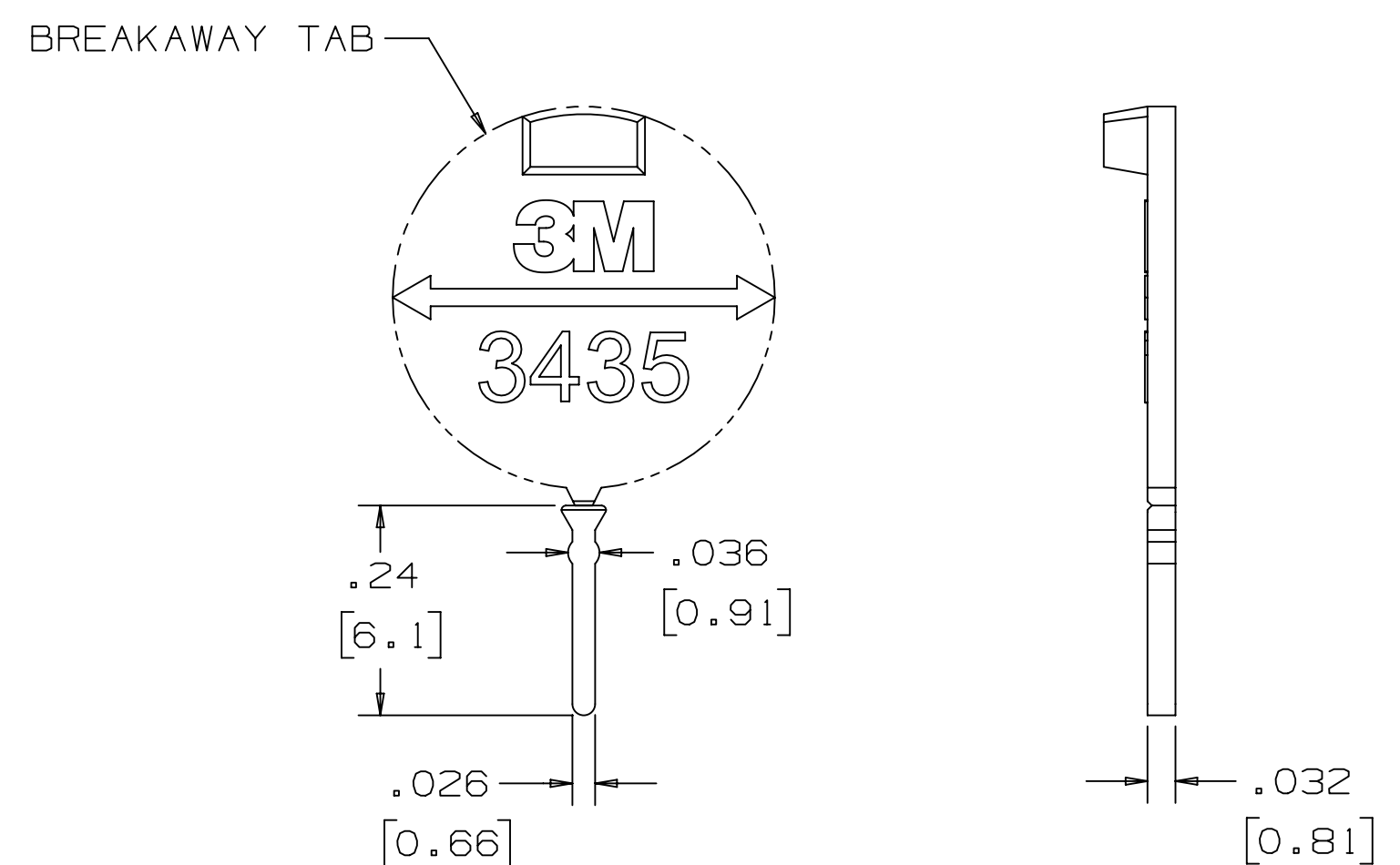
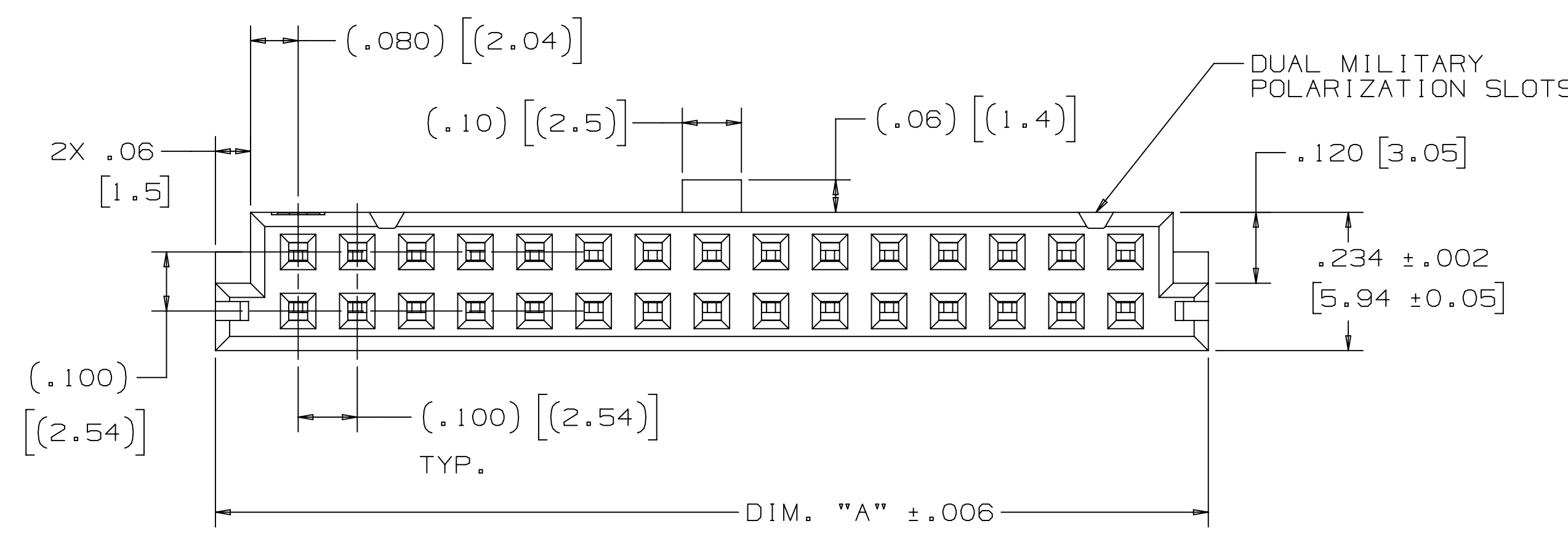
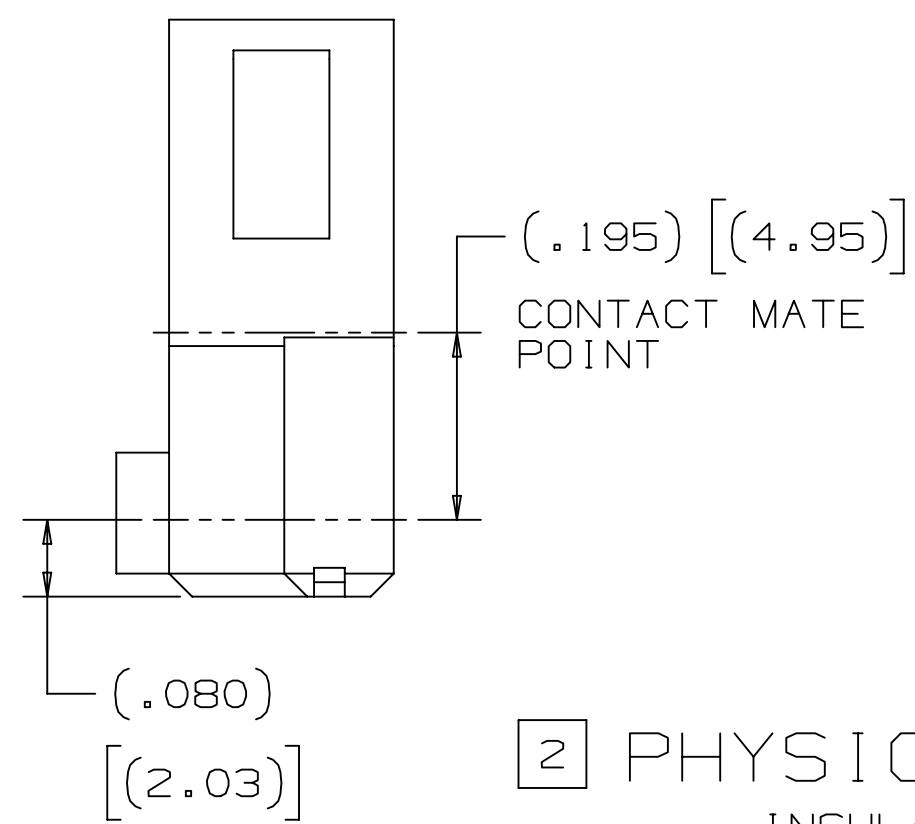
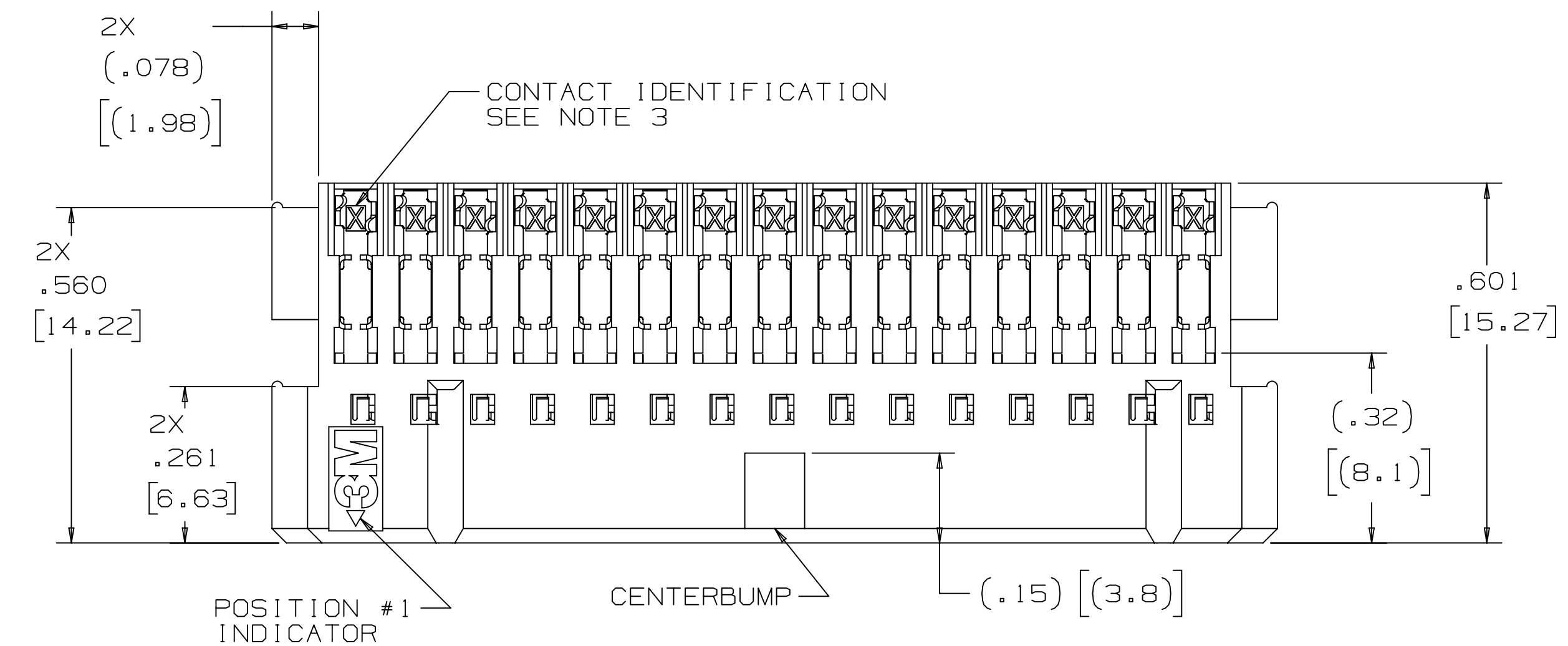


3M™ POLARIZED WIREMOUNT SOCKET, CHG SERIES

.100" X .100" TWO ROW FOR .100" PITCH NOTCHED FLAT CABLE OR DISCRETE WIRE

CONTACT QTY.	DIM. "A"
10	.680 [17.27]
14	.880 [22.35]
16	.980 [24.89]
20	1.180 [29.97]
24	1.380 [35.05]
26	1.480 [37.59]
30	1.680 [42.68]
34	1.880 [47.75]
40	2.180 [55.37]
50	2.680 [68.07]
60	3.180 [80.77]
64	3.380 [85.85]



ORDER SEPARATELY
OPTIONAL KEYING PLUG
3435-0

ORDERING INFORMATION

CHG-20XX-X01010-KXX

CONTACT QUANTITY: (SEE TABLE 1)

POLARIZATION OPTIONS:
J = WITH CENTERBUMP (STANDARD)
S = WITHOUT CENTERBUMP (SPECIAL ORDER)

WIRE SIZE OPTIONS:
C = 26 AND 28 AWG SOLID AND STRANDED
E = 22 AWG STRANDED AND 24 AWG SOLID OR STRANDED

- NOTES:
- APPLICATION TOOLS: FOR DISCRETE WIRE 3586-12 PISTOL GRIP AND 3624-42 ASSEMBLY.
 - FOR NOTCHED FLAT CABLE: 3335 PRESS (OR EQUIVALENT), 3739-CHGA LOCATOR PLATE.

- * MILITARY/DIN 41612 COMPATIBILITY.
- * TWO ROW, POLARIZED BODY.
- * MATES TO 3M™ LONG/EJECTOR HEADERS AND PLUGS.
- * 12 STANDARD SIZES, 10-64 POSITIONS.
- * TWIN SLOT IDC PROVIDES FOUR POINTS OF CONTACT.
- * EXCLUSIVE L/H 4-WIPE CONTACT.
- * 3435-0 KEYING PLUG IS OPTIONAL - ORDER SEPARATELY.
- * ACCEPTS DISCRETE WIRE OR NOTCHED RIBBON CABLE.

2 PHYSICAL :

INSULATION: GLASS FILLED POLYESTER (PBT)
 FLAMMABILITY: UL94V-0
 COLOR: GRAY OR BLACK
 CONTACT MATERIAL: COPPER ALLOY
 PLATING: OPTION P:
 FIRST WIPING AREA: 30μ" [0.76μm] GOLD
 SECOND WIPING AREA: 100μ" [2.54μm] NICKEL
 UNDER PLATING AND U-SLOT: 100μ" [2.54μm] NICKEL
 WIRE ACCOMMODATION: SEE ORDERING INFORMATION
 MARKINGS: 3M LOGO AND ORIENTATION TRIANGLE

2 ELECTRICAL :

CURRENT RATING:

	1 LINE	4 ADJACENT LINES	ALL LINES
22 AWG	4.50	3.00	1.50
24 AWG	3.75	2.50	1.25
26 AWG	3.50	2.00	1.00
28 AWG	3.50	2.00	1.00

RATING CONDITIONS: EIA-364-070 METHOD 2, 30°C MAXIMUM TEMPERATURE RISE, 20% DERATED. REFERENCE APPROPRIATE 3M PRODUCT SPECIFICATION FOR CURRENT DERATING CURVES.

INSULATION RESISTANCE: >1 X 10⁹Ω AT 500 V_{DC}
 WITHSTANDING VOLTAGE: 500V_{RMS} AT SEA LEVEL

2 ENVIRONMENTAL :

TEMPERATURE RATING: -55°C TO +105°C

- NOTES
- REGULATORY INFORMATION: VISIT 3M.com/regs
 - UNLESS OTHERWISE NOTED, REFERENCES TO INDUSTRY SPECIFICATIONS ARE INTENDED TO INDICATE SUBSTANTIAL COMPLIANCE TO THE MATERIAL ELEMENTS OF THE SPECIFICATION. SUCH REFERENCES SHOULD NOT BE CONSTRUED AS A GUARANTEE OF COMPLIANCE TO ALL REQUIREMENTS IN A GIVEN SPECIFICATION.
 - CONTACT IDENTIFICATION: "6" = 26 AND 28 AWG. "2" = 22 AND 24 AWG.
 - INSULATION O.D.: .054 [1.37] MAX.
 - RECOMMENDED TO BE MATED TO A .100" X .100" PIN STRIP HEADER WITH EITHER A .235 [5.97] OR A .318 [8.08] MATING PIN LENGTH: 3M™ 929 SERIES, 2400 SERIES AND 2300 SERIES.
 - OTHER SIZES, POLARIZATIONS AND PLATING OPTIONS ARE AVAILABLE AS A SPECIAL ORDER. HIGHER MINIMUM QUANTITIES AND LEAD TIMES WILL APPLY.

3M ELECTRONICS MATERIALS SOLUTIONS DIVISION
 INTERCONNECT SOLUTIONS
<http://www.3M.com/interconnect>

3M IS A TRADEMARK OF 3M COMPANY.
 FOR TECHNICAL, SALES OR ORDERING
 INFORMATION CALL 800-225-5373

UL FILE NO: E68080

DIMENSIONS: INCHES [MM]
 [MM] IS REF. ONLY

DESIGN REFERENCE	NEXT ASSEMBLY	REV	ECO	ISSUE DATE AND DESCRIPTION	DRFT	CHKD
		E	101677	JAN 17, 2022	JNC	FJR
				REVISED AND REDRAWN		
DRWING CODES	DIVISION CODE	DRFT	DATE	DATE	DATE	DATE
	EMAD	CASTIGLIONE	JAN 17, 2022	MFG		
		CHKD	DATE	DATE	DATE	DATE
				APPV		
				F. RODRIGUEZ		
				DATE		
				JAN 17, 2022		
DO NOT SCALE DRAWING		TOLERANCES EXCEPT AS NOTED				
THIRD ANGLE PROJECTION		INCHES		© 3M COPYRIGHT 2022 This document and the information it contains are 3M property and may not be reproduced or further distributed without 3M permission, or used or disclosed other than for 3M authorized purposes. All rights reserved.		
INTERPRET PER ASME Y14.5 - 2018		MILLIMETERS		TITLE WIREMOUNT SOCKET, POLARIZED, 2-ROW, .100" X .100", CHG		
MAX SURFACE ROUGHNESS		ALL SURFACES		CAGE NUMBER D 78-5100-0192-4		
<input checked="" type="checkbox"/> MARKED ONLY <input type="checkbox"/> UNMARKED ONLY		ANGLES		MODEL CHG		
				REV. NUMBER E		
				SHT 1 OF 2		

78-5100-0192-4

8 7 6 5 4 3 2 1

3M™ POLARIZED WIREMOUNT SOCKET, CHG SERIES
 .100" X .100" TWO ROW FOR .100" PITCH NOTCHED FLAT CABLE OR DISCRETE WIRE

Regulatory: For regulatory information about this product, visit 3M.com/regs or contact your 3M representative.


Technical Information: The technical information, recommendations and other statements contained in this document are based upon tests or experience that 3M believes are reliable, but the accuracy or completeness of such information is not guaranteed.

Product Use: Many factors beyond 3M's control and uniquely within user's control can affect the use and performance of a 3M product in a particular application. Given the variety of factors that can affect the use and performance of a 3M product, user is solely responsible for evaluating the 3M product and determining whether it is fit for a particular purpose and suitable for user's method of application.

Warranty, Limited Remedy, and Disclaimer: Unless an additional warranty is specifically stated on the applicable 3M product packaging or product literature, 3M warrants that each 3M product meets the applicable 3M product specification at the time 3M ships the product. 3M MAKES NO OTHER WARRANTIES OR CONDITIONS, EXPRESS OR IMPLIED, INCLUDING, BUT NOT LIMITED TO, ANY IMPLIED WARRANTY OR CONDITION OF MERCHANTABILITY OR FITNESS FOR A PARTICULAR PURPOSE OR ANY IMPLIED WARRANTY OR CONDITION ARISING OUT OF A COURSE OF DEALING, CUSTOM OR USAGE OR TRADE. If the 3M product does not conform to this warranty, then the sole and exclusive remedy is, at 3M's option, replacement of the 3M product or refund of the purchase price.

Limitation of Liability: Except where prohibited by law, 3M will not be liable for any loss or damage arising from the 3M product, whether direct, indirect, special, incidental or consequential, regardless of the legal theory asserted, including warranty, contract, negligence or strict liability.

3M Company
 Electronics Materials Solutions Division
 13011 McCallen Pass, Bldg. C
 Austin, TX 78753-5380
 1-800-225-5373
 www.3M.com/interconnect

DESIGN REFERENCE		NEXT ASSEMBLY		REV	ECO	ISSUE DATE AND DESCRIPTION	DRFT	CHKD
E 101677		JAN 17, 2022		JNC	FJR	REVISED AND REDRAWN		
DRFT		DATE		MFG		DATE		
CASTIGLIONE		JAN 17, 2022						
CHKD		DATE		APPR		DATE		
				F. RODRIGUEZ		JAN 17, 2022		
DIVISION		DIVISION CODE		 © 3M COPYRIGHT 2022 This document and the information it contains are 3M property and may not be reproduced or further distributed without 3M permission, or used or disclosed other than for 3M authorized purposes. All rights reserved.				
EMAD		EMAD		DO NOT SCALE DRAWING TOLERANCES EXCEPT AS NOTED INCHES .0 ± .1 .00 ± .01 .000 ± .005 .0000 ± .0002 MILLIMETERS 0 ± .0 ± .00 ± .000 ± ANGLES ±				
THIRD ANGLE PROJECTION		INTERPRET PER ASME Y14.5 - 2018		TITLE WIREMOUNT SOCKET, POLARIZED, 2-ROW, .100" X .100", CHG				
MAX SURFACE ROUGHNESS		MARKED ONLY		CAGE NUMBER		DRAWING NO.		REV.
.000 ±				D 78-5100-0192-4		E		
				MODEL		CHG		DET
						YES		SHT 2 OF 2

78-5100-0192-4 REVISION DRAWING NUMBER

Mouser Electronics

Authorized Distributor

Click to View Pricing, Inventory, Delivery & Lifecycle Information:

[3M:](#)

[CHG-2034-J01010-KCP](#) [CHG-2064-J01010-KEP](#) [CHG-2014-J01010-KEP](#) [CHG-2024-J01010-KEP](#) [CHG-2030-J01010-KEP](#) [CHG-2040-J01010-KEP](#) [CHG-2060-J01010-KEP](#) [CHG-2020-J01010-KEP](#) [CHG-2024-J01010-KCP](#) [CHG-2010-J01010-KEP](#) [CHG-2016-J01010-KEP](#) [CHG-2050-J01010-KEP](#) [CHG-2026-J01010-KEP](#) [CHG-2010-J01010-KCP](#) [CHG-2026-J01010-KCP](#) [CHG-2030-J01010-KCP](#) [CHG-2064-J01010-KCP](#) [7010319169](#) [7010396811](#) [7010398505](#)