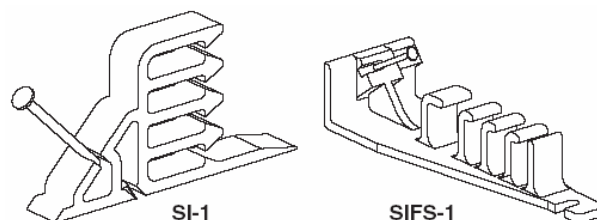


3M

Cable Stackers

SI-1 and SIFS-1



Data Sheet

January 2008

Application

The 3M™ Cable Stacker SI-1 and 3M™ Furring Strip Cable Stacker SIFS-1 are intended for use with NM and UF cables on framing members. SI-1 allows the installation of multiple NM or UF cables on one side of a 2 x 4 in vertical or horizontal raceways. SIFS-1 allows multiple cable installations on one side of a furring strip. The cable stackers address Article 300-4 (d) of the National Electrical Code (NEC) and the Canadian Electrical Code, Part 1, Section 12-516.

Construction

Material

Polypropylene, UL 94 HB

Color

Natural White

Application Temperatures:

10° to 120°F (-12° to 49°C)

Operating Temperatures:

-40° to 194°F (-40° to 90°C)



SI-1

Weight: 0.03 lbs. (13 grams)

| Wire Range/Capacity: UF or NM Cable – Flat | |
|-----------------------------------------------|---------------|
| Quantity | Size |
| 1 – 8 | 14 - 2 w./g** |
| 1 – 4 | 12 - 2 w/g |
| 1 – 4 | 10 - 2 w/g |
| 1 – 4 | 14 - 3 w/g |
| 1 – 2 | 12 - 3 w/g |
| UF or NM Cable - Round | |
| 1 – 2 | 14 - w/g |
| 1 – 2 | 12 - 3 w/g |
| Telephone, Signal, Cables, etc. | |
| 1 – 10 | RG -59 |
| 1 – 10 | RG - 8 |
| 1 – 12 | Cat - 5 |

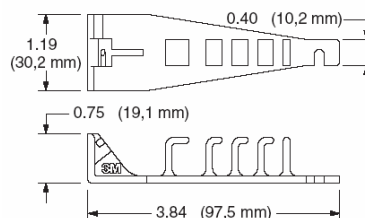
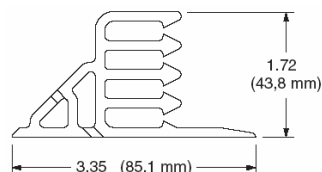

UL File E315730

**See Table on next page

SIFS-1

Weight: 0.02 lbs. (10 grams)

| Wire Range/Capacity: UF or NM Cable – Flat | |
|-----------------------------------------------|------------|
| Quantity | Size |
| 1 – 3 | 14 - 2 w/g |
| 1 – 3 | 12 - 2 w/g |
| 1 – 3 | 10 - 2 w/g |
| UF or NM Cable - Round | |
| 1 – 3 | 14 - 3 w/g |
| 1 | 12 - 3 w/g |
| 1 | 10 - 3 w/g |
| Telephone, Signal, Cables, etc. | |
| 1 – 6 | RG – 59 |
| 1 – 6 | RG – 8 |
| 1 – 6 | Cat – 5 |



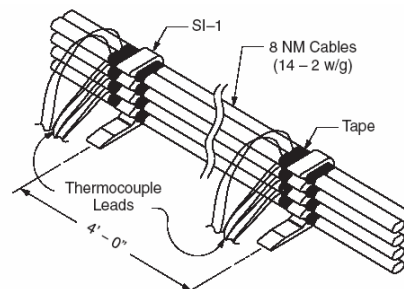
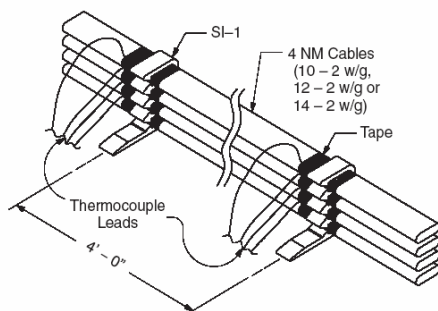
Test Method

- Two 3M™ Cable Stackers SI-1 were mounted 4 feet apart on standard construction wood 2 x 4's.
- Copper conductor NM cables were installed with thermocouples on the black circuit conductors. Each was located within the cable stacker.
- Black and white circuit conductors for each cable size were connected in series.
- Tests were conducted with the cable assemblies in both the horizontal and vertical positions.

Temperature Rise Test

| NW Flat Cable | Current* (Amps) | Ambient "C" | Average Stabilized Temp. °C |
|-----------------|-----------------|-------------|-----------------------------|
| 8 ea 14 - 2 w/g | 16.2 | 24.7 | 57.1** |
| 4 ea 14 - 2 w/g | 16.2 | 25.1 | 44.4 |
| 4 ea 14 - 2 w/g | 21.6 | 23.8 | 42.9 |
| 4 ea 10 - 2 w/g | 32.4 | 24.0 | 50.7 |

*Multiplication Factor of 1.08 from Table 310-16, 60°C column, 1990 NEC
 **If 5 to 8 # 14-2 w/g NM cables are installed in a SI-1 cable stacker, ampacity Derating should be considered.



Important Notice

All statements, technical information, and recommendations related to 3M's products are based on information believed to be reliable, but the accuracy or completeness is not guaranteed. Before using this product, you must evaluate it and determine if it is suitable for your intended application. You assume all risks and liability associated with such use. Any statements related to the product which are not contained in 3M's current publications, or any contrary statements contained on your purchase order shall have no force or effect unless expressly agreed upon, in writing, by an authorized officer of 3M.

Warranty; Limited Remedy; Limited Liability:

This product will be free from defects in material and manufacture at the time of purchase. **3M MAKES NO OTHER WARRANTIES INCLUDING, BUT NOT LIMITED TO, ANY IMPLIED WARRANTY OF MERCHANTABILITY OR FITNESS FOR A PARTICULAR PURPOSE.** If this product is defective within the warranty period stated above, your exclusive remedy shall be, at 3M's option, to replace or repair the 3M product or refund the purchase price of the 3M product. **Except where prohibited by law, 3M will not be liable for any indirect, special, incidental or consequential loss or damage arising from this 3M product, regardless of the legal theory asserted.**

3M is a trademark of 3M Company.

3M
 Electrical Markets Division
 6801 River Place Blvd.
 Austin, TX 78726-9000
 800 245 3573
 FAX 800 245 0329
 www.3M.com/electrical

Please recycle. Printed in U.S.A.
 © 3M 2008 All rights reserved.
 78-8131-7643-1_B

Mouser Electronics

Authorized Distributor

Click to View Pricing, Inventory, Delivery & Lifecycle Information:

[3M:](#)
[SIFS-1](#)