


## 3M Grounding Connector 512G



### Application:

The 3M Grounding Connector is a electrical spring connector designed for making ground connections and bonding non-metallic sheathed cable. The connector has a live action spring for strong reliable connections. It will electrically connect two or more solid copper conductors in a pigtail-feedthru application.

### Wire:

Solid copper conductors  
14 to 10 AWG ( 1,5mm to 4,0 mm )

2 to 5 # 14  
2 to 5 # 12  
2 to 3 # 10  
1 # 14 w/ 1 to 4 # 12  
2 # 14 w/ 1 to 3 # 12  
3 # 14 w/ 2 or 3 # 12  
4 # 14 w/ 1 # 12  
1 # 14 w/ 1 to 3 # 10  
2 # 14 w/ 1 or 2 # 10  
3 # 14 w/ 1 # 10  
1 # 12 w/ 1 or 2 # 10  
2 # 12 w/ 1 # 10

### Construction:

Spring	Spring Steel, Corrosion Resistant Plating
Insulator	Flame Retardant Nylon Color, Green

### Weight:

Each .006lbs. (2,7 gm )

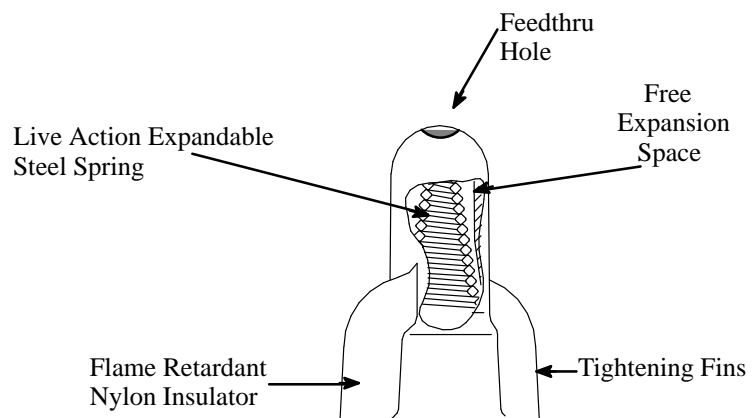
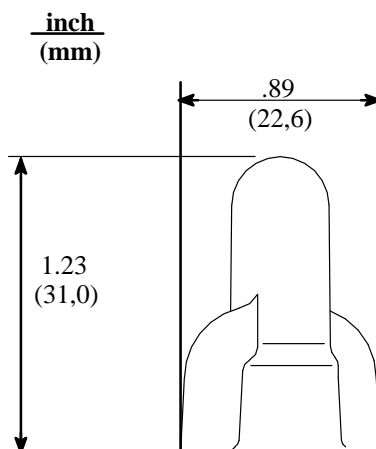
### Regulatory Agencies:

UL Listed and CSA Certified as a Pressure-Type Grounding wire connector.

UL Tested per UL 467  
File No. E23438

CSA Tested per C22.2 NO. 188-M1983  
File No. LR15503

Meets the intent of N.E.C. Article 250, 370 and 550: Grounding.



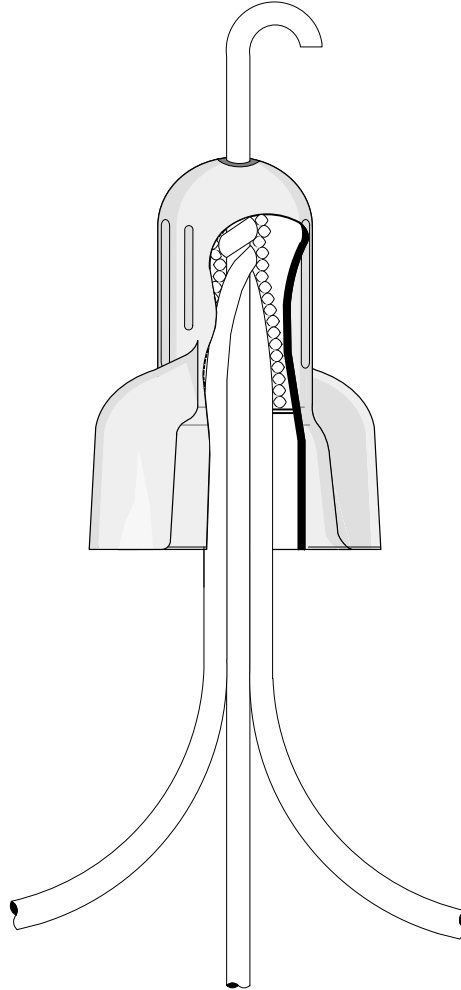
# USE FOR GROUNDING TERMINATION ONLY

## Installation Instructions:

## 3M Grounding Connector 512G

**Caution:** Turn power off before installing or removing connector. All electrical work should be done according to appropriate electrical codes.

1. Strip wires, if insulated, 5/8 inch.  
NOTE: "Through" wire must be stripped full length.
2. Place "Through" wire in connector first.
3. Insert other wires into the connector in normal manner.  
Wires may be twisted or untwisted.
4. Turn connector onto the wires in a clockwise direction until secure.
5. To remove, turn connector counter clockwise.



### IMPORTANT NOTICE TO PURCHASER:

All statements, technical information and recommendations related to the Seller's products are based on information believed to be reliable, but the accuracy or completeness thereof is not guaranteed. Before utilizing the product, the user should determine the suitability of the product for its intended use. The user assumes all risks and liability whatsoever in connection with such use.

All statements or recommendations of the seller which are not contained in the Seller's current publications shall have no force or effect unless contained in an agreement signed by an authorized officer of the Seller. The statements contained herein are made in lieu of all warranties expressed or implied, including but not limited to the implied warranties of merchantability and fitness for a particular purpose which warranties are hereby expressly disclaimed.

**SELLER SHALL NOT BE LIABLE TO THE USER OR ANY OTHER PERSON UNDER ANY LEGAL THEORY, INCLUDING BUT NOT LIMITED TO NEGLIGENCE OR STRICT LIABILITY, FOR ANY INJURY OR FOR ANY DIRECT OR CONSEQUENTIAL DAMAGES SUSTAINED OR INCURRED BY REASON OF THE USE OF ANY OF THE SELLER'S PRODUCTS.**

© 3M 1993

12 / 20 / 93

### 3M Electrical Products Division

6801 River Place Blvd.  
Austin, Texas 78726 – 9000



# Mouser Electronics

Authorized Distributor

Click to View Pricing, Inventory, Delivery & Lifecycle Information:

3M:

[512G](#) [512G-BOX](#) [512-KEG](#)