

3M™ Mini D Ribbon (MDR) Cable Assembly

.050" High Speed Digital Data Transmission System, 26 Position

1W226-TZLB-XXX-0LC



- Supports LVDS Channel Link™ signaling
- Supports Camera Link® Specification V1.0
- 11 shielded pairs (100 ohm) +4 grounds for high bandwidth applications
- High density 26 position MDR with rugged ribbon type contact
- Overmolded backshell
- Thumbscrew latching options
- Used for bulkhead connection, or rack IO panel connection
- Used to extend the length of a standard Camera Link® cable assembly
- RoHS* compliant

Date Modified: May 29, 2006

TS-2106-03
Sheet 1 of 3

Physical

Connector Contact Plating

Wiping Area: 30μ" [0.76μm] Min. Gold

Shell Color: Beige

Shell Material: Acrylonitrile Butadiene Styrene (ABS)

Cable Color: Beige

Cable Jacket Material: Polyvinyl Chloride (PVC)

Cable Flammability: AWM VW-1

Electrical

Voltage Rating: 30 V

Current Rating: 1 A

Insulation Resistance: $> 1 \times 10^8 \Omega$ at @100 Vdc

Withstanding Voltage: 350 Vrms for 1 minute

Individually Shielded Twisted Pairs

Characteristic Impedance: $100 \pm 10 \Omega$

Conductor Size: 28 AWG Stranded

Propagation Velocity: 1.25 ns/ft [4.1 ns/m]

Skew (within pair): 50 ps / meter maximum

Skew (channel skew per chipset): 50 ps / meter maximum

Environmental

Temperature Rating: -20°C to +75°C

*RoHS = Directive 2002/95/EC, Restriction of the Use of Certain Hazardous Substances in Electrical and Electronic Equipment
"RoHS compliant" means that the product or part does not contain any of the following substances in excess of the following maximum concentration values in any homogeneous material, unless the substance is in an application that is exempt under RoHS: (a) 0.1% (by weight) for lead, mercury, hexavalent chromium, polybrominated biphenyls or polybrominated diphenyl ethers; or (b) 0.01% (by weight) for cadmium. Unless otherwise stated by 3M in writing, this information represents 3M's knowledge and belief based upon information provided by third party suppliers to 3M.

UL File No.: E86982

Channel Link is a trademark of National Semiconductor.
Camera Link is a certification mark of Automated Imaging Association.



Interconnect Solutions

<http://www.3M.com/interconnects/>

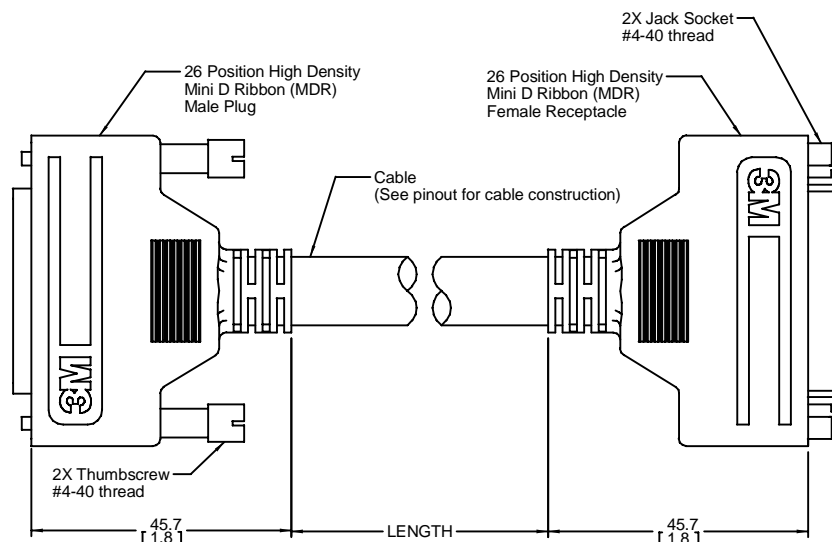
3M is a trademark of 3M Company.
For technical, sales or ordering information call

800-225-5373

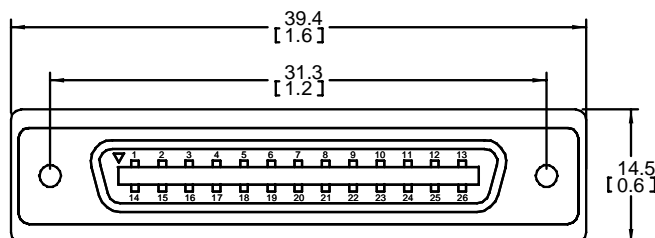
3M™ Mini D Ribbon (MDR) Cable Assembly

.050" High Speed Digital Data Transmission System, 26 Position

1W226-TZLB-XXX-0LC

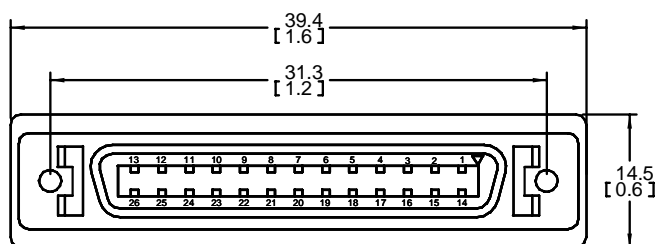


Over-molded #4-40 Thumbscrew



MDR 26 Position Plug
One End

Over-molded #4-40 Jack Socket



MDR 26 Position Receptacle
One End

mm
[Inch]

| Tolerance Unless Noted | | |
|------------------------|-----|------|
| | 0.0 | 0.00 |
| mm | ±.1 | ±.10 |

[] Dimensions for
Reference only

Assembly Length Tolerance

Cable Length:
0.5 to 1.5 meters -0 + .05 meters
2 to 10 meters -0 +3% of length

Ordering Information

1W226-TZLB-XXX-0LC

Length:
050 = .5 meters 450 = 4.5 meters
100 = 1 meters 500 = 5 meters
200 = 2 meters 600 = 6 meters
250 = 2.5 meters 700 = 7 meters
300 = 3 meters 800 = 8 meters
350 = 3.5 meters 900 = 9 meters
400 = 4 meters A00 = 10 meters

Note:

1. Use 3341-31 jacksocket for mounting receptacle to panel.

TS-2106-03
Sheet 2 of 3

3M™ Mini D Ribbon (MDR) Cable Assembly

.050" High Speed Digital Data Transmission System, 26 Position

1W226-TZLB-XXX-0LC

| MDR 26 Position Pinout | | | | | | |
|--|--------|----------|------|-------|--------|----------|
| P1 | | | | P2 | | |
| Pair | Signal | Position | | Pair | Signal | Position |
| shld | Ishld | 26 | | shld | Ishld | 26 |
| shld | Ishld | 13 | | shld | Ishld | 13 |
| 1 | Y0- | 25 | | 1 | Y0- | 25 |
| 1 | Y0+ | 12 | | 1 | Y0+ | 12 |
| 2 | Y1- | 24 | | 2 | Y1- | 24 |
| 2 | Y1+ | 11 | | 2 | Y1+ | 11 |
| 3 | Y2- | 23 | | 3 | Y2- | 23 |
| 3 | Y2+ | 10 | | 3 | Y2+ | 10 |
| 4 | Yelk- | 22 | | 4 | Yelk- | 22 |
| 4 | Yelk+ | 9 | | 4 | Yelk+ | 9 |
| 5 | Y3- | 21 | | 5 | Y3- | 21 |
| 5 | Y3+ | 8 | | 5 | Y3+ | 8 |
| 6 | 100Ohm | 20 | | 6 | 100Ohm | 20 |
| 6 | term | 7 | | 6 | term | 7 |
| 7 | Z0- | 19 | | 7 | Z0- | 19 |
| 7 | Z0+ | 6 | | 7 | Z0+ | 6 |
| 8 | Z1- | 18 | | 8 | Z1- | 18 |
| 8 | Z1+ | 5 | | 8 | Z1+ | 5 |
| 9 | Z2- | 17 | | 9 | Z2- | 17 |
| 9 | Z2+ | 4 | | 9 | Z2+ | 4 |
| 10 | Zelk- | 16 | | 10 | Zelk- | 16 |
| 10 | Zelk+ | 3 | | 10 | Zelk+ | 3 |
| 11 | Z3- | 15 | 11 | Z3- | 15 | |
| 11 | Z3+ | 2 | 11 | Z3+ | 2 | |
| shld | Ishld | 14 | shld | Ishld | 14 | |
| shld | Ishld | 1 | shld | Ishld | 1 | |
| Notes: | | | | | | |
| 1. All pairs are individually shielded with aluminum foil. | | | | | | |
| 2. Pair shields are wrapped Aluminum out and in contact with six internal drains (logic ground). | | | | | | |
| 3. Outer braid and foil (chassis ground) is isolated from inner drains (logic ground). | | | | | | |

TS-2106-03
Sheet 3 of 3



Interconnect Solutions

<http://www.3M.com/interconnects/>

3M is a trademark of 3M Company.

For technical, sales or ordering information call

800-225-5373

Important Notice

All statements, technical information, and recommendations related to 3M's products are based on information believed to be reliable, but the accuracy or completeness is not guaranteed. Before using this product, you must evaluate it and determine if it is suitable for your intended application. You assume all risks and liability associated with such use. Any statements related to the product which are not contained in 3M's current publications, or any contrary statements contained on your purchase order shall have no force or effect unless expressly agreed upon, in writing, by an authorized officer of 3M.



3M Electronics

6801 River Place Blvd.
Austin, TX 78726-9000
800/225-5373
www.3M.com/electronics

Warranty; Limited Remedy; Limited Liability.

This product will be free from defects in material and manufacture for a period of one (1) year from the time of purchase. **3M MAKES NO OTHER WARRANTIES INCLUDING, BUT NOT LIMITED TO, ANY IMPLIED WARRANTY OF MERCHANTABILITY OR FITNESS FOR A PARTICULAR PURPOSE.** If this product is defective within the warranty period stated above, your exclusive remedy shall be, at 3M's option, to replace or repair the 3M product or refund the purchase price of the 3M product. **Except where prohibited by law, 3M will not be liable for any indirect, special, incidental or consequential loss or damage arising from this 3M product, regardless of the legal theory asserted.**



Minimum 10%
Post-Consumer Fiber

Printed in USA.

© 3M 2006

Mouser Electronics

Authorized Distributor

Click to View Pricing, Inventory, Delivery & Lifecycle Information:

3M:

[1W226-TZLB-200-0LC](#)