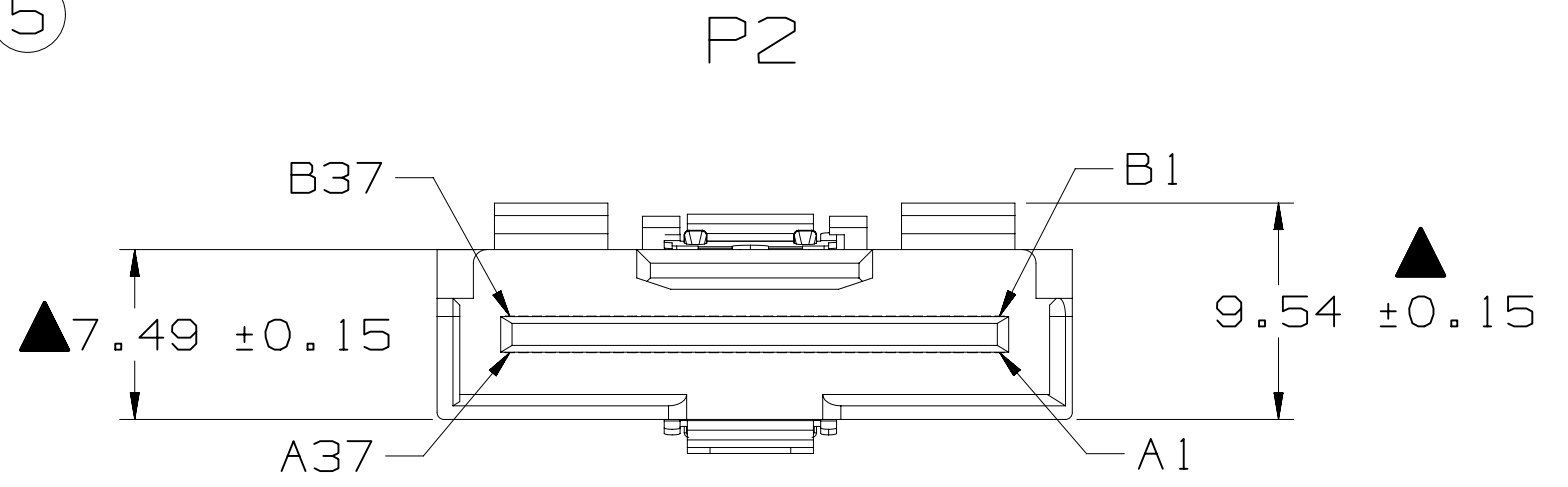
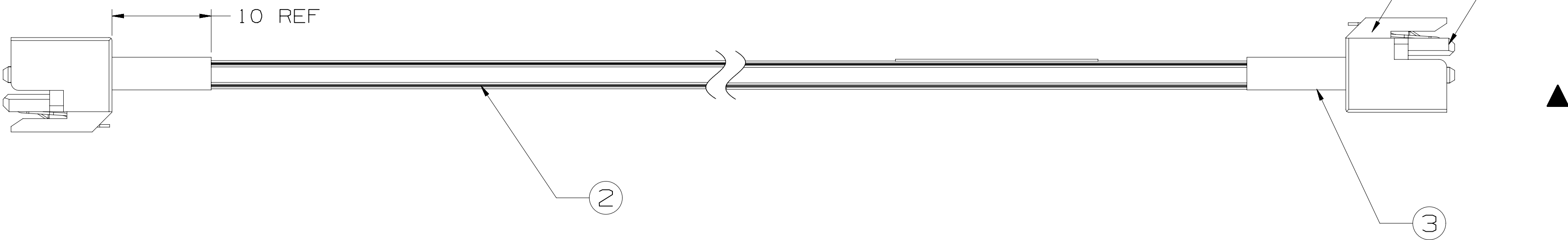
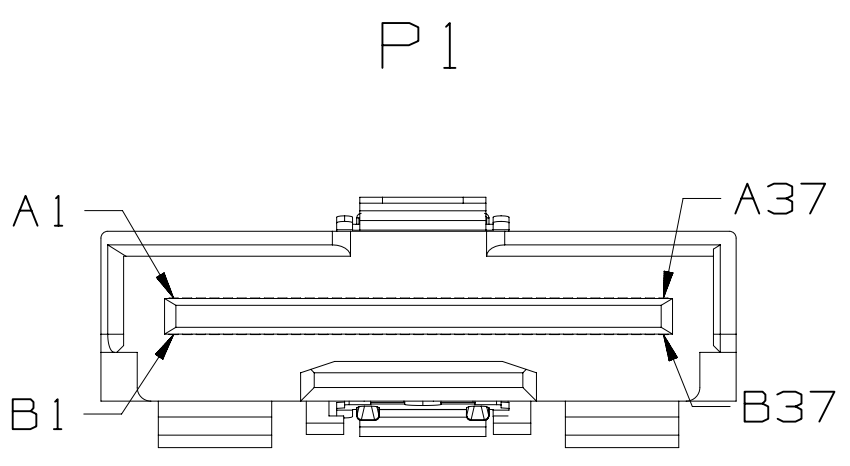
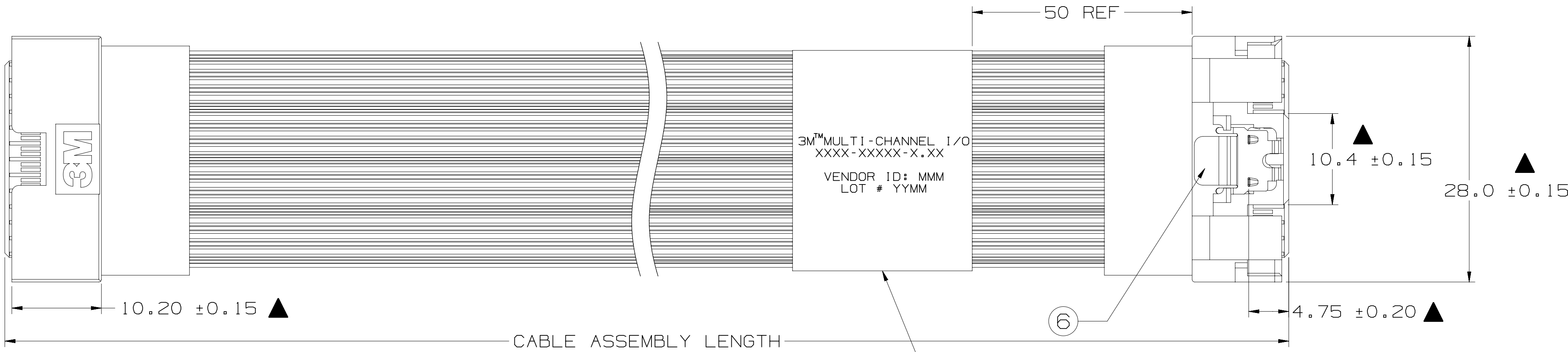


3M™ Multi-Channel I/O Twin Axial Cable Assembly



- NOTES:
- PADBLECARD PLATING:  
30μ" MIN. GOLD PLATING  
50μ" MIN. NICKEL UNDERPLATING.
  - UNLESS OTHERWISE NOTED, REFERENCES TO INDUSTRY SPECIFICATIONS ARE INTENDED TO INDICATE SUBSTANTIAL COMPLIANCE TO THE MATERIAL ELEMENTS OF THE SPECIFICATION. SUCH REFERENCE SHOULD NOT BE CONSTRUED AS A GUARANTEE OF COMPLIANCE TO ALL REQUIREMENTS IN A GIVEN SPECIFICATION,
  - CLOTH TAPE WRAPPED AROUND CABLE RIBBONS AT BACK OF EACH CONNECTOR. ALSO, UP TO TWO ADDITIONAL TAPE PIECES WILL BE WRAPPED AROUND THE TWO CABLE RIBBONS SPACED EQUIDISTANT FROM THE CONNECTOR ENDS AND EACH OTHER, DEPENDING ON ASS'Y LENGTH (L):  
L <=0.2M: NO ADDITIONAL TAPE  
0.2M < L <= 0.6M: 1 TAPE WRAP  
0.6M < L <= 1.0M: 2 TAPE WRAP
  - PRODUCT SPECIFICATION:  
78-5102-0346-2
  - TWO RIBBONS OF 3M™ RIBBON TWIN AXIAL CABLE.  
SL8802/24-CYEN5-00  
85 OHM, 31AWG, 12PR, HB
  - THIS CABLE CONSTRUCTION HAS A THIN ALUMINUM LAYER AT EACH EDGE. USER SHOULD EVALUATE ITS USE IN THEIR APPLICATION AND, IF NECESSARY, INSULATING TAPE MAY BE APPLIED TO COVER THE ALUMINUM LAYER, AS USER DEEMS APPROPRIATE.
  - LENGTH TOLERANCE:  
±6 MM FOR LENGTHS 0.125 TO 0.4 METERS,  
±10 MM FOR LENGTHS 0.4 TO 1.0 METERS.

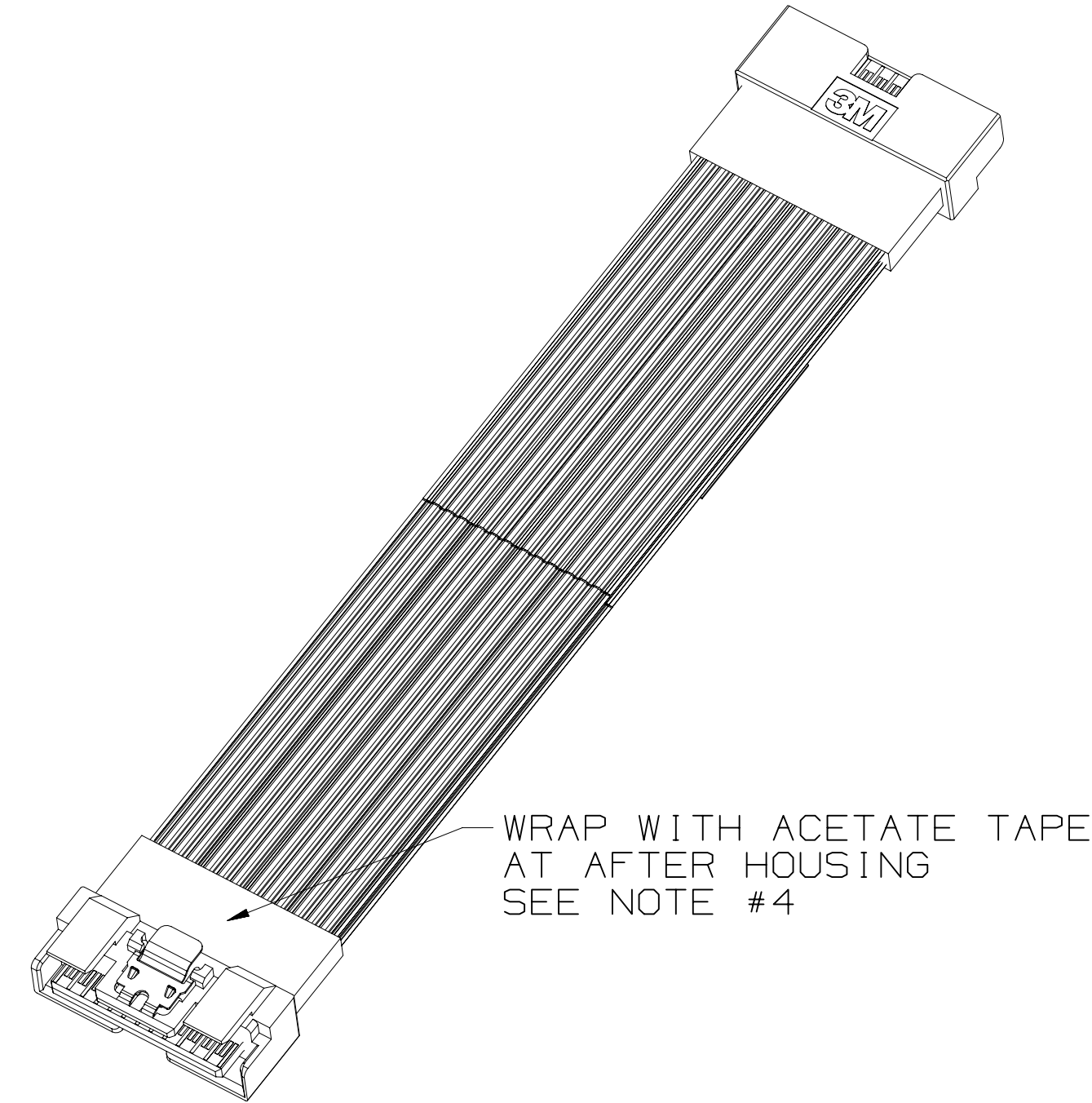
PART NUMBER DETAIL

ITEM	3M PART NUMBER	LENGTH "X.XX" meter
1	8MS8-1DG11-0.50	0.50
2	8MS8-1DG11-0.75	0.75
3	8MS8-1DG11-1.00	1.00
4	8MS8-1DG11-X.XX	OTHER LENGTH UPTO 1.0m, CONTACT 3M SALES

3M™MULTI-CHANNEL I/O  
XXXX-XXXXX-X.XX

VENDOR ID: MMM  
LOT # YYMM

LABEL DETAIL



DESIGN REFERENCE		NEXT ASSEMBLY		REV	ECO	ISSUE DATE AND DESCRIPTION		DRFT	CHKD
ACCESS CODES	US419a	50830a				DATE	YUNLONG	DATE	YUNLONG
DIVISION		DESIGN CODE		DATE	YUNLONG	DATE	YUNLONG	DATE	YUNLONG
DO NOT SCALE DRAWING		SCALE		TOLERANCES EXCEPT AS NOTED		INCHES			
THIRD ANGLE PROJECTION		INTERPRET PER ASME Y14.5 - 2018		MILLIMETERS		0 ±.1			
MAX SURFACE ROUGHNESS		125 /		ALL SURFACES		0.0 ±.2			
X MARKED ONLY		X MARKED ONLY		ANGLES		±3°			
TITLE		MULTI-CHANNEL I/O STD ASSY 12P 850HMS TS-2722		CAGE NUMBER		SIZE		DRAWING NO.	
MODEL		DET		LISTS		YES		NO	
SHT 1 OF 2		SHT 1 OF 2		SHT 1 OF 2		SHT 1 OF 2		SHT 1 OF 2	

3M™ Multi-Channel I/O Twin Axial Cable Assembly

BOM

6	METAL LATCH 78-9102-6483-3	2X
5	PCB 78-9102-7648-0	2X
4	LABEL , 40X30MM	1X
3	ACETATE TAPE	AS REQUIRED
2	TWIN AX CABLE , REFER TO NOTES	AS PER LENGTH
1	HIGH SPEED CABLE PLUG STRAIGHT OVER MOLD	2X
ITEM	SPECIFICATION	QUANTITY

Regulatory: For regulatory information about this product, visit 3M.com/regs or contact your 3M representative.

Technical Information: The technical information, recommendations and other statements contained in this document are based upon tests or experience that 3M believes are reliable, but the accuracy or completeness of such information is not guaranteed.

Product Use: Many factors beyond 3M's control and uniquely within user's control can affect the use and performance of a 3M product in a particular application. Given the variety of factors that can affect the use and performance of a 3M product, user is solely responsible for evaluating the 3M product and determining whether it is fit for a particular purpose and suitable for user's method of application.

Warranty, Limited Remedy, and Disclaimer: Unless an additional warranty is specifically stated on the applicable 3M product packaging or product literature, 3M warrants that each 3M product meets the applicable 3M product specification at the time 3M ships the product. 3M MAKES NO OTHER WARRANTIES OR CONDITIONS, EXPRESS OR IMPLIED, INCLUDING, BUT NOT LIMITED TO, ANY IMPLIED WARRANTY OR CONDITION OF MERCHANTABILITY OR FITNESS FOR A PARTICULAR PURPOSE OR ANY IMPLIED WARRANTY OR CONDITION ARISING OUT OF A COURSE OF DEALING, CUSTOM OR USAGE OR TRADE. If the 3M product does not conform to this warranty, then the sole and exclusive remedy is, at 3M's option, replacement of the 3M product or refund of the purchase price.

Limitation of Liability: Except where prohibited by law, 3M will not be liable for any loss or damage arising from the 3M product, whether direct, indirect, special, incidental or consequential, regardless of the legal theory asserted, including warranty, contract, negligence or strict liability.

3M Company  
Electronics Materials Solutions Division  
13011 McCallen Pass, Bldg. C  
Austin, TX 78753-5380  
1-800-225-5373  
www.3M.com/interconnect

PINOUT

P1 MCIO		P2 MCIO	P1 MCIO		P2 MCIO
A1	GND	B1	B1	GND	A1
A2	TX0+	B2	B2	RX0+	A2
A3	TX0-	B3	B3	RX0-	A3
A4	GND	B4	B4	GND	A4
A5	TX1+	B5	B5	RX1+	A5
A6	TX1-	B6	B6	RX1-	A6
A7	GND	B7	B7	GND	A7
A8	TX2+	B8	B8	RX2+	A8
A9	TX2-	B9	B9	RX2-	A9
A10	GND	B10	B10	GND	A10
A11	TX3+	B11	B11	RX3+	A11
A12	TX3-	B12	B12	RX3-	A12
A13	GND	B13	B13	GND	A13
A14	TX4+	B14	B14	RX4+	A14
A15	TX4-	B15	B15	RX4-	A15
A16	GND	B16	B16	GND	A16
A17	TX5+	B17	B17	RX5+	A17
A18	TX5-	B18	B18	RX5-	A18
A19	GND	B19	B19	GND	A19
A20	TX6+	B20	B20	RX6+	A20
A21	TX6-	B21	B21	RX6-	A21
A22	GND	B22	B22	GND	A22
A23	TX7+	B23	B23	RX7+	A23
A24	TX7-	B24	B24	RX7-	A24
A25	GND	B25	B25	GND	AA5
A26	TX8+	B26	B26	RX8+	A26
A27	TX8-	B27	B27	RX8-	A27
A28	GND	B28	B28	GND	A28
A29	TX9+	B29	B29	RX9+	A29
A30	TX9-	B30	B30	RX9-	A30
A31	GND	B31	B31	GND	A31
A32	TX10+	B32	B32	RX10+	A32
A33	TX10-	B33	B33	RX10-	A33
A34	GND	B34	B34	GND	A34
A35	TX11+	B35	B35	RX11+	A35
A36	TX11-	B36	B36	RX11-	A36
A37	GND	B37	B37	GND	A37

NOTE: ALL GND SIGNALS ARE TIED TOGETHER IN THE PADDLECARDS AT EACH END OF ASSEMBLY (A1, A4, A7, A13, A16, A19, A22, A25, A31, A334, A37, B1, B4, B7, B10, B13, B16, B19, B22, B25, B28, B31, B34, B37)

DESIGN REFERENCE		NEXT ASSEMBLY		A 94382		JAN 04,2021		YL	YL
ADDRESS CODES	US419a	50830a		DRP	YUNLONG	DATE	JAN 04,2021	MRP	UG LIU
				CHD	YUNLONG	DATE	JAN 04,2021	APPR	Saujit Bandhu
DIVISION				DIVISION CODE		© 3M COPYRIGHT 2021			
DO NOT SCALE DRAWING		SCALE		TOLERANCES EXCEPT AS NOTED		3M Center St. Paul, MN 55144			
		THIRD ANGLE PROJECTION		INTERPRET PER ASME Y14.5 - 2018		MULTI-CHANNEL I/O STD ASSY 12P 850HMS TS-2722			
MAX SURFACE ROUGHNESS 125		<input type="checkbox"/> ALL SURFACES <input checked="" type="checkbox"/> MARKED ONLY		MILLIMETERS 0 ± 1		CAGE NUMBER D 78-5100-2722-6			
				INCHES .0 ± .00 .002 ± .000 ± .0000 ±		REV. A			
				ANGLES ±3°		MODEL			
						DET. Lists			
						YES NO SHT 2 OF 2			

# Mouser Electronics

Authorized Distributor

Click to View Pricing, Inventory, Delivery & Lifecycle Information:

3M:

[8MS8-1DG11-0.50](#) [8MS8-1DG11-0.75](#) [8MS8-1DG11-1.00](#)