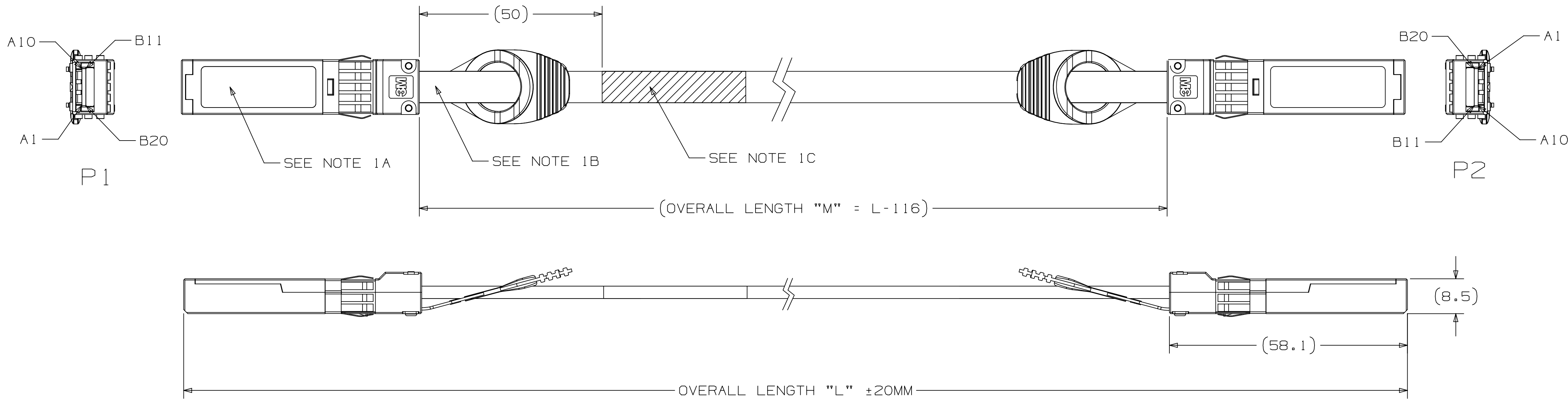


3M™ 25G SFP28 DIRECT ATTACH COPPER CABLE ASSEMBLIES, 1422/1423 SERIES



ORDERING INFORMATION

14XX-P XX-07-X.XX

22-UNIVERSAL PULL TAB (BOTTOM)
23-UNIVERSAL PULL TAB (TOP)

PASSIVE UNEQUALIZED

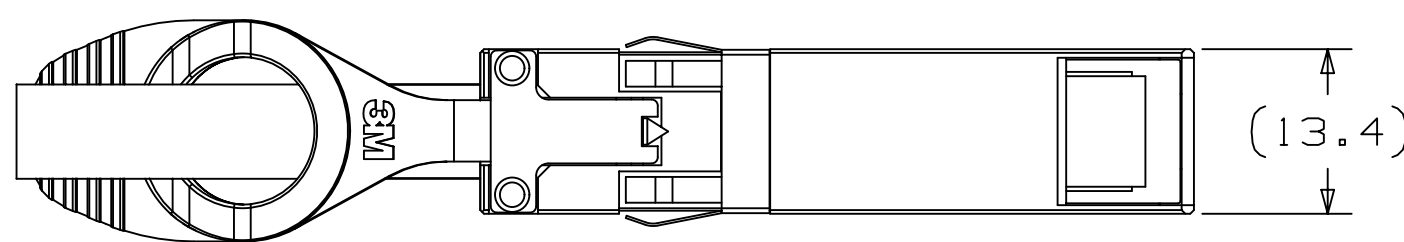
CODE	CABLE CONFIGURATION
24	30AWG UTJ PVC JACKET COLOR BLACK WITH SHIELD (UP TO 2 METERS)
34	26AWG UTJ PVC JACKET COLOR BLACK WITH SHIELD (2 METERS TO 4 METERS)
35	30AWG CL2 JACKET COLOR BLACK WITH SHIELD (UP TO 2 METERS)
40	26AWG CL2 JACKET COLOR BLACK WITH SHIELD (2 METERS TO 4.5 METERS)

NOTES:

- COMPONENTS:
 - A - SFP+ SHELL KIT, 2 PCS
 - B - HEAT SHRINKABLE TUBE BLACK (OPTIONAL), 2 PCS
 - C - LILONG LABEL=CLEAR/WHITE BACKGROUND WITH BLACK TEXT, TEXT H=2.00MM, ARIAL, L*W=40*30MM, "YYWW" IS DATE CODE, e.g YEAR=2007, WEEK=26, YYWW=0726
- JACKET FOR CABLE CONFIG 24 AND 34: PVC, COLOR: BLACK
JACKET FOR CABLE CONFIG 35 AND 40: HALOGEN-FREE* CL2, COLOR: BLACK
METAL SHELL: NICKEL PLATED ZINC ALLOY
PULL TAB: HALOGEN-FREE* THERMOPLASTIC, COLOR: BLACK
PCB: HALOGENATED FLAME RETARDANT
- THIS CABLE ASSEMBLY IS RoHS COMPLIANT.
- BULK CABLE IMPEDANCE: 100±5 OHMS (DIFFERENTIAL)
- DESIGN TO SFP STANDARD SFF-8431.
- UNLESS OTHERWISE NOTED, REFERENCES TO INDUSTRY SPECIFICATIONS ARE INTENDED TO INDICATE SUBSTANTIAL COMPLIANCE TO THE MATERIAL ELEMENTS OF THE SPECIFICATION. SUCH REFERENCES SHOULD NOT BE CONSTRUED AS A GUARANTEE OF COMPLIANCE TO ALL REQUIREMENTS IN A GIVEN SPECIFICATION.
- CABLE RETURN LOSS PERFORMANCE IS VALID FOR CABLE ASSEMBLIES OF A MINIMUM OF 1.00 METER IN LENGTH. CABLE ASSEMBLIES LESS THAN 1.00 METER IN LENGTH MAY NOT ACHIEVE THE RETURN LOSS PERFORMANCE IN IEEE802.3bJ. CABLE RETURN LOSS PERFORMANCE IS SUBJECT TO CHANGE WITH DIFFERENT CABLE ASSEMBLY LENGTHS. END USER WILL NEED TO DETERMINE WHETHER THIS PRODUCT IS SUITABLE FOR THEIR INTENDED APPLICATION.
- PRODUCT SPECIFICATION REFER TO 3M DOCUMENT: 78-5102-0262-1.
- * HALOGEN-FREE IS DEFINED AS BOTH (1) NO HALOGEN COMPOUNDS ARE INTENTIONALLY ADDED TO THE PRODUCT OR USED IN THE MANUFACTURING PROCESS FOR THE PRODUCT, AND (2) ANY IMPURITIES PRESENT ARE LESS THAN 900 PPM BROMINE, LESS THAN 900 PPM CHLORINE, AND/OR LESS THAN 1500 PPM TOTAL BROMINE AND CHLORINE.

3M ELECTRONICS MATERIALS SOLUTIONS DIVISION
INTERCONNECT SOLUTIONS
<http://www.3M.com/interconnect>

3M IS A TRADEMARK OF 3M COMPANY.
FOR TECHNICAL, SALES OR ORDERING
INFORMATION CALL 800-225-5373



P1/P2	
PIN NO.	SYMBOL
1	VeeT
2	Tx_Fault
3	Tx_Disable
4	SDA
5	SCL
6	Mod_ABS
7	RS0
8	Rx_LOS
9	RS1
10	VeeR

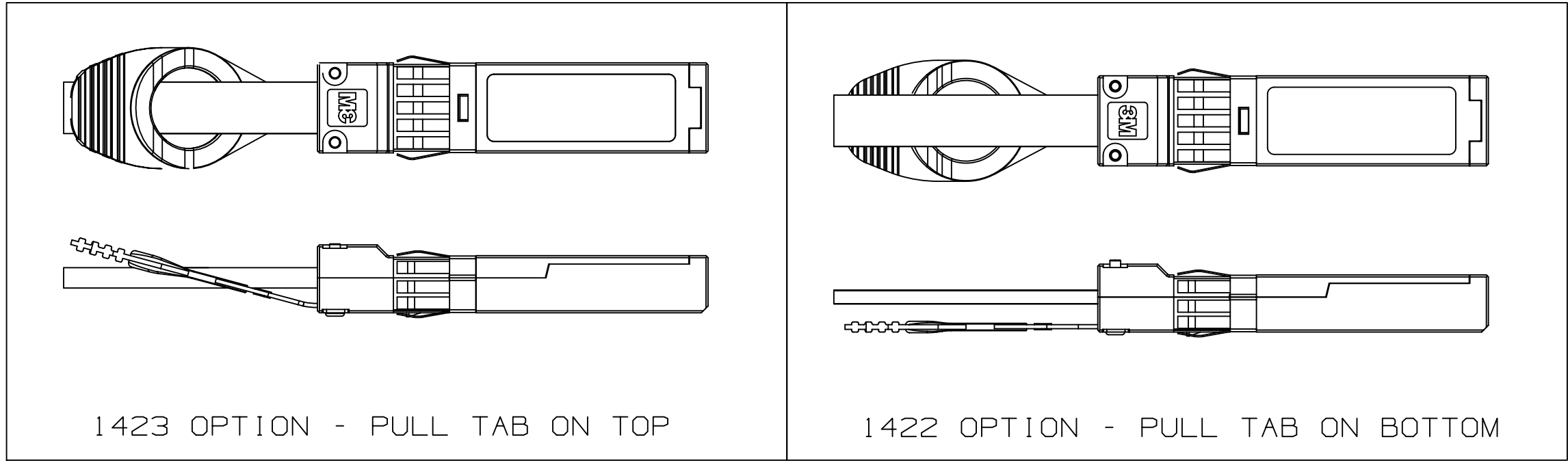
ASSEMBLY PINOUT

P1		P2	
B11	GND	B20	GND
B12	Rx-	B19	Tx-
B13	Rx+	B18	Tx+
B14	GND	B17	GND
B15	-	B16	-
B16	-	B15	-
B17	GND	B14	GND
B18	Tx+	B13	Rx+
B19	Tx-	B12	Rx-
B20	GND	B11	GND

DESIGN REFERENCE	NEXT ASSEMBLY
DESIGN CODES	DESIGN CODES
DIVISION EMSD	DIVISION CODE
DO NOT SCALE DRAWING	SCALE
THIRD ANGLE PROJECTION	TOLERANCES EXCEPT AS NOTED
INTERPRET PER ASME Y14.5 - 2009	INCHES
MAX SURFACE ROUGHNESS	MILLIMETERS
MARKED ONLY	ANGLES ±1°

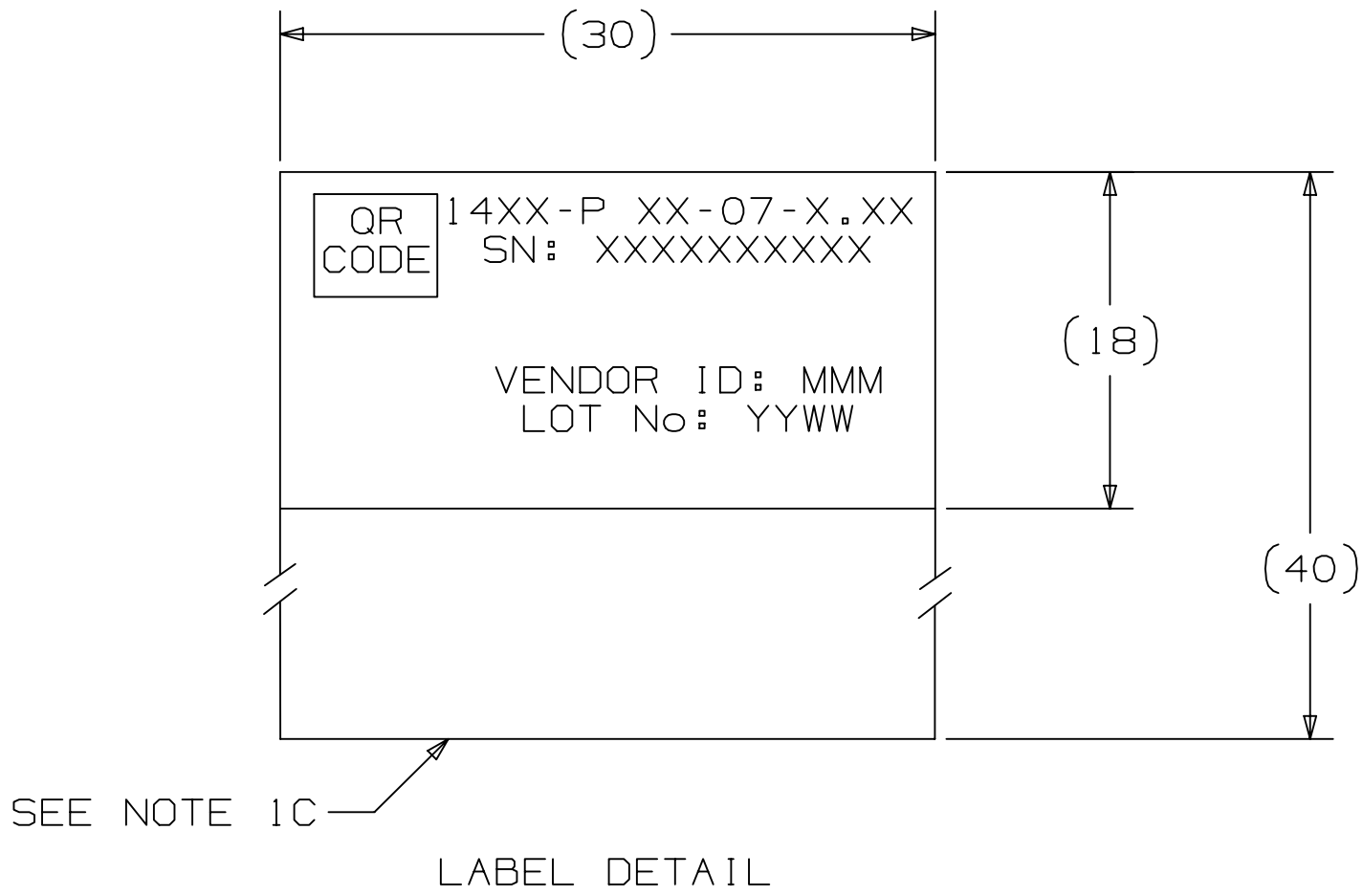
E	86392	SEP 24, 2019	JNC	DLG
D	84769	JUL 17, 2019	JNC	DD
C	78965	MAY 03, 2019	YL	YL
REV	ECO	ISSUE DATE AND DESCRIPTION	DRFT	CHKD
DRFT	YUNLONG	DATE JUL 12, 2017	DATE JUL 12, 2017	DATE JUL 12, 2017
CHKD	YUNLONG	DATE JUL 12, 2017	DATE JUL 12, 2017	DATE JUL 12, 2017
© 3M COPYRIGHT 2019				
This document and the information it contains are 3M property and may not be reproduced or further distributed without 3M permission, or used or disclosed other than for 3M authorized purposes. All rights reserved.				
3M 25G SFP28 DIRECT ATTACH CABLE ASS'Y 1422/1423 SERIES				
CAGE NUMBER	SIZE	DRAWING NO.	REV.	
D	78-5100-2664-0	E		
MODEL	SFP28	DET	LISTS	YES
NO	SHT	1	OF	2

3M™ 25G SFP28 DIRECT ATTACH COPPER CABLE ASSEMBLIES, 1422/1423 SERIES



EXAMPLE - PART NUMBER ORDER DETAIL

3M PART NUMBER	CABLE OPTIONS	AWG	TOTAL LENGTH "L"	PULL TAB OPTIONS
1422-P24-07-0.50	UTJ PVC, BLACK WITH COPPER FOIL	30	0.5	BOTTOM
1422-P24-07-1.00	UTJ PVC, BLACK WITH COPPER FOIL	30	1.0	BOTTOM
1422-P24-07-2.00	UTJ PVC, BLACK WITH COPPER FOIL	30	2.0	BOTTOM
1422-P34-07-2.00	UTJ PVC, BLACK WITH COPPER FOIL	26	2.0	BOTTOM
1422-P34-07-3.00	UTJ PVC, BLACK WITH COPPER FOIL	26	3.0	BOTTOM
1422-P34-07-4.00	UTJ PVC, BLACK WITH COPPER FOIL	26	4.0	BOTTOM
1422-P35-07-1.00	CL2, BLACK WITH COPPER FOIL	30	1.0	BOTTOM
1422-P40-07-3.00	CL2, BLACK WITH COPPER FOIL	26	3.0	BOTTOM



Regulatory: For regulatory information about this product, visit 3M.com/regs or contact your 3M representative.

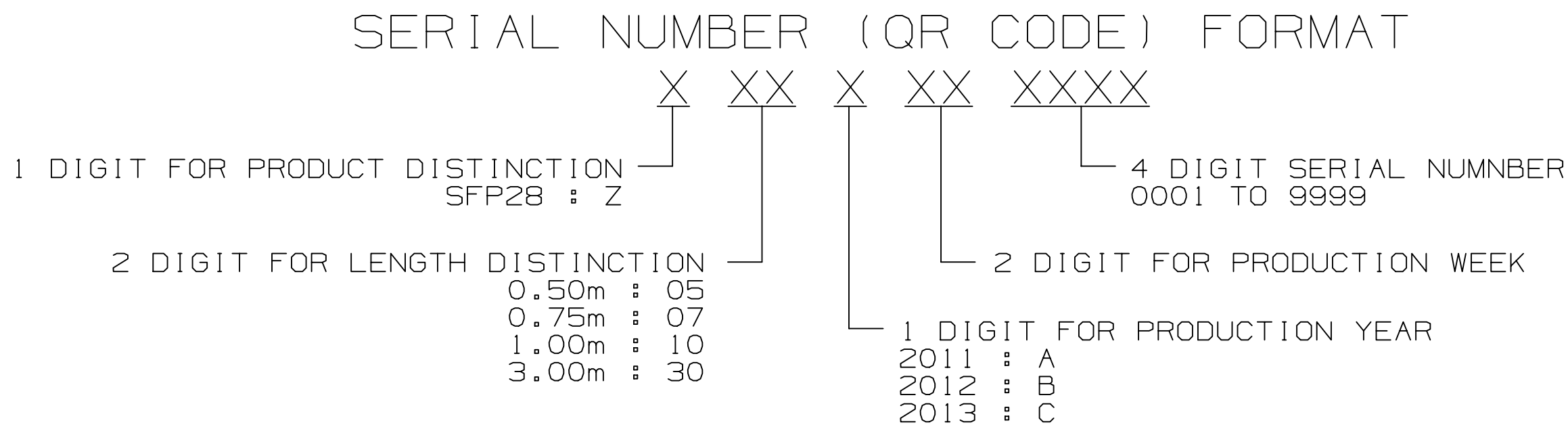
Technical Information: The technical information, recommendations and other statements contained in this document are based upon tests or experience that 3M believes are reliable, but the accuracy or completeness of such information is not guaranteed.

Product Use: Many factors beyond 3M's control and uniquely within user's control can affect the use and performance of a 3M product in a particular application. Given the variety of factors that can affect the use and performance of a 3M product, user is solely responsible for evaluating the 3M product and determining whether it is fit for a particular purpose and suitable for user's method of application.

Warranty, Limited Remedy, and Disclaimer: Unless an additional warranty is specifically stated on the applicable 3M product packaging or product literature, 3M warrants that each 3M product meets the applicable 3M product specification at the time 3M ships the product. 3M MAKES NO OTHER WARRANTIES OR CONDITIONS, EXPRESS OR IMPLIED, INCLUDING, BUT NOT LIMITED TO, ANY IMPLIED WARRANTY OR CONDITION OF MERCHANTABILITY OR FITNESS FOR A PARTICULAR PURPOSE OR ANY IMPLIED WARRANTY OR CONDITION ARISING OUT OF A COURSE OF DEALING, CUSTOM OR USAGE OR TRADE. If the 3M product does not conform to this warranty, then the sole and exclusive remedy is, at 3M's option, replacement of the 3M product or refund of the purchase price.

Limitation of Liability: Except where prohibited by law, 3M will not be liable for any loss or damage arising from the 3M product, whether direct, indirect, special, incidental or consequential, regardless of the legal theory asserted, including warranty, contract, negligence or strict liability.

3M Business Center
Electronics Materials Solutions Division
13011 McCallen Pass, Bldg. C
Austin, TX 78753-5380
1-800-225-5373
www.3M.com/interconnect



3M ELECTRONICS MATERIALS SOLUTIONS DIVISION
INTERCONNECT SOLUTIONS
http://www.3M.com/interconnect

3M IS A TRADEMARK OF 3M COMPANY.
FOR TECHNICAL, SALES OR ORDERING
INFORMATION CALL 800-225-5373

E	86392	SEP 24,2019	JNC	DLD
D	84769	JUL 17,2019	JNC	DD
C	78965	MAY 03,2019	YL	YL
REV	ECO	ISSUE DATE AND DESCRIPTION	DRFT	CHKD
DRFT	YUNLONG	DATE JUL 12,2017	WFO EDDIE	DATE JUL 12,2017
CHKD	YUNLONG	DATE JUL 12,2017	APPL SAJIT BANDHU	DATE JUL 12,2017
© 3M COPYRIGHT 2019 This document and the information it contains are 3M property and may not be reproduced or further distributed without 3M permission, or used or disclosed other than for 3M authorized purposes. All rights reserved.				
3M Center St. Paul, MN 55144				
TITLE 3M 25G SFP28 DIRECT ATTACH CABLE ASS'Y 1422/1423 SERIES				
CAGE NUMBER	SIZE	DRAWING NO.	REV.	
D	78-5100	2664-0	E	
MODEL	SFP28	DET	LISTS	YES <input checked="" type="checkbox"/> NO <input type="checkbox"/> SHT 2 OF 2

Mouser Electronics

Authorized Distributor

Click to View Pricing, Inventory, Delivery & Lifecycle Information:

3M:

[1422-P24-07-0.50](#) [1422-P24-07-1.00](#) [1422-P24-07-2.00](#) [1422-P34-07-4.00](#) [1422-P35-07-1.00](#) [1422-P40-07-3.00](#)