

WIREMOUNT CONNECTOR, JUNCTION TYPE



3M IS A TRADEMARK OF 3M COMPANY.  
FOR TECHNICAL, SALES OR ORDERING  
INFORMATION CALL 800-225-5373

- \* ENABLES DIRECT CONNECTION FROM SENSOR WIRES TO NETWORK CABLES.
- \* PROVIDES BRANCHING FROM MAIN BUS LINE TO SENSORS VIA 3M MINI-CLAMP CONNECTOR.
- \* ENABLES SIMPLER SYSTEMS WITH DIRECT-TO-NETWORK CONNECTOR WITH LESS CABLE AND LOWER LETENCY.
- \* COMPATIBLE WITH NETWORK CABLE 16 TO 22AWG.
- \* EASY, LABOR SAVING AND RELIABLE IDC TERMINATION.
- \* EASY FIELD TERMINATION WITH NO SPECIAL WIRE PREPARATION, NO STRIPPING, TINNING OR SPECIAL TOOLING.
- \* CAN TERMINATE WITH A CONNOR PAIR OF PLIERS.
- \* LATCHING MECHANISM MAINTAINS A RELIABLE INTERCONNECTION IN DEMANDING FIELD APPLICATIONS.
- \* HIGH NUMBER OF MATING CYCLES.

```

INSULATION:
  BODY: PBT/PBT PLASTIC
  COVER: TOP (PC), BOTTOM (NYLON)
FLAMMABILITY: UL94V-0
  COLOR:
  BODY: BLACK, GRAY OR RED
  COVER: BLACK
CONTACT:
MATERIAL: COPPER ALLOY
PLATING:
UNDER PLATING: NICKEL
  WIPING AREA: 0.2um MIN. GOLD
  MARKINGS: 3M LOGO, POSITION INDICATOR, WIRE GAUGE AND
            INSULATOR MATERIAL

```

CURRENT RATING: 3.0 AMPS  
INSULATION RESISTANCE:  $>1 \times 10^9 \Omega$  AT 500 V<sub>DC</sub>  
WITHSTANDING VOLTAGE: 1,000V<sub>RMS</sub> AT SEA LEVEL  
VOLTAGE RATING: 32 VOLTS

TEMPERATURE RATING: 20°C TO +85°C AMBIENT (1.0A MAX.)  
 -20°C TO +75°C AMBIENT (2.0A MAX.)  
 -20°C TO +60°C AMBIENT (3.0A MAX.)

38A04 - 00XX - X00 FL

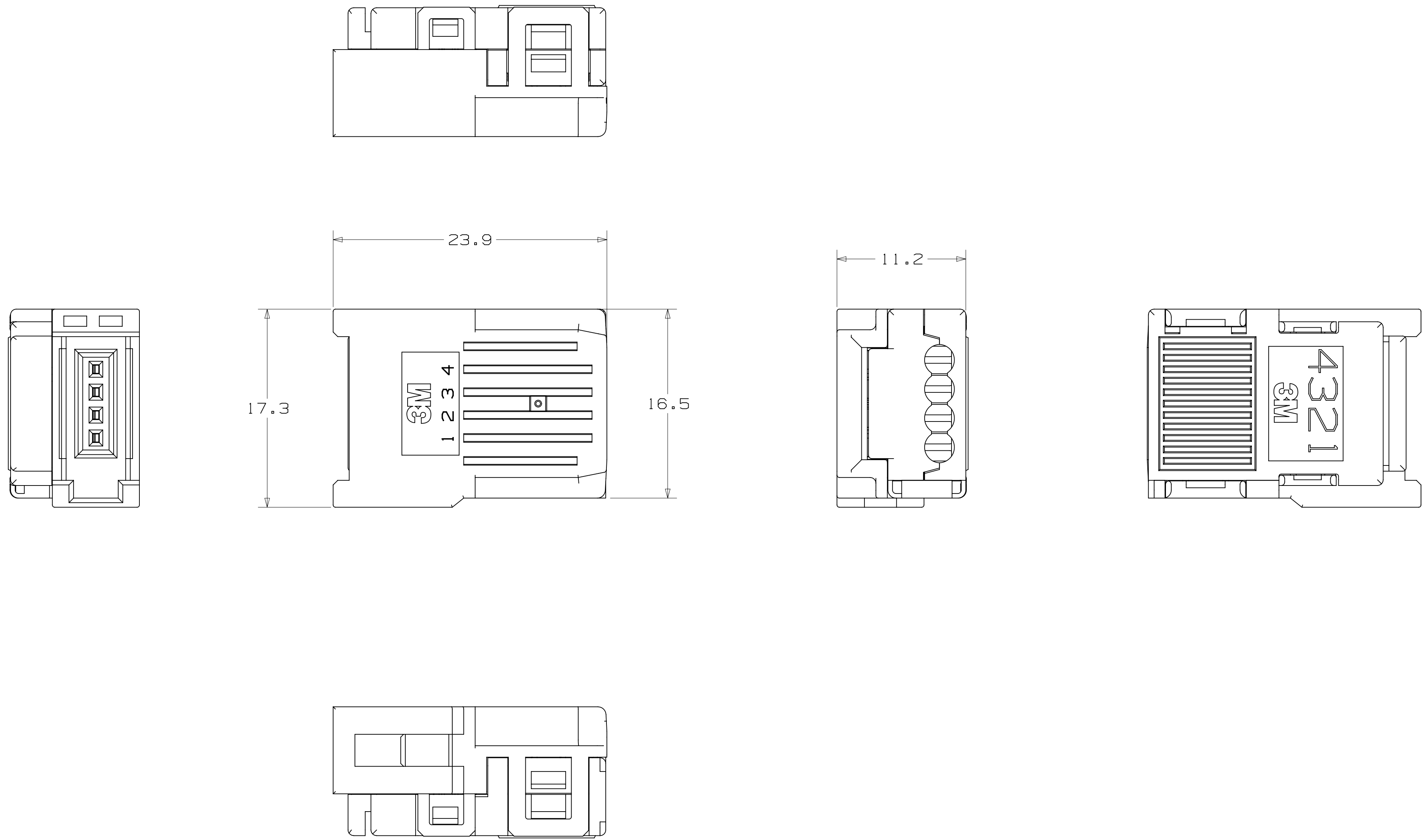
- PLATING SUFFIX

BODY AND COVER COLOR:  
0: BODY (BLACK), COVER (BLACK)  
1: BODY (GRAY), COVER (BLACK)  
2: BODY (RED), COVER (BLACK)

MM		
TOLERANCE - UNLESS NOTED		
	X.X	X.XX
MM	±0.1	±0.10

DESIGN REFERENCE NEXT ASSEMBLY		A 88853		FEB 13, 2020		JNC		JCR	
REV ECO		ISSUE DATE AND DESCRIPTION DEC 11, 2019		DRFT CHKD		DATE DATE		DATE DATE	
APPROV CODES		DESIGNED CASTIGLIONE		MFG DEC 11, 2019		DATE DEC 11, 2019		DATE DEC 11, 2019	
DIVISION		DIVISION CODE EMSD		3M 3M Center St. Paul, MN 55144		© 3M COPYRIGHT 2020 This document and the information it contains are 3M property and may not be reproduced or further distributed without the express written permission of 3M. All rights reserved.			
DO NOT SCALE DRAWING		SCALE 4 1		TOLERANCES EXCEPT AS NOTED		TITLE BRANCH MINI-CLAMP LINK CONN., 38A SERIES			
THIRD ANGLE PROJECTION		INCHES .0 .00 .000 .0000		MILLIMETERS 0 .0 .00 .000		CASE NUMBER D 78-5100-2697-0			
MAX SURFACE ROUGHNESS ALL SURFACES MARKED ONLY		INTERPRET PER ASME Y14.5 - 2009		SIZE D		DRAWING NO. 78-5100-2697-0			
MODEL 38A04		ANGLE 30°		REV. A		DET LISTS YES NO			
SHT 1 OF 4		SHT 1 OF 4		SHT 1 OF 4		SHT 1 OF 4			

3M™ BRANCH MINI-CLAMP LINK CONNECTOR, 38A SERIES  
WIREMOUNT CONNECTOR, JUNCTION TYPE

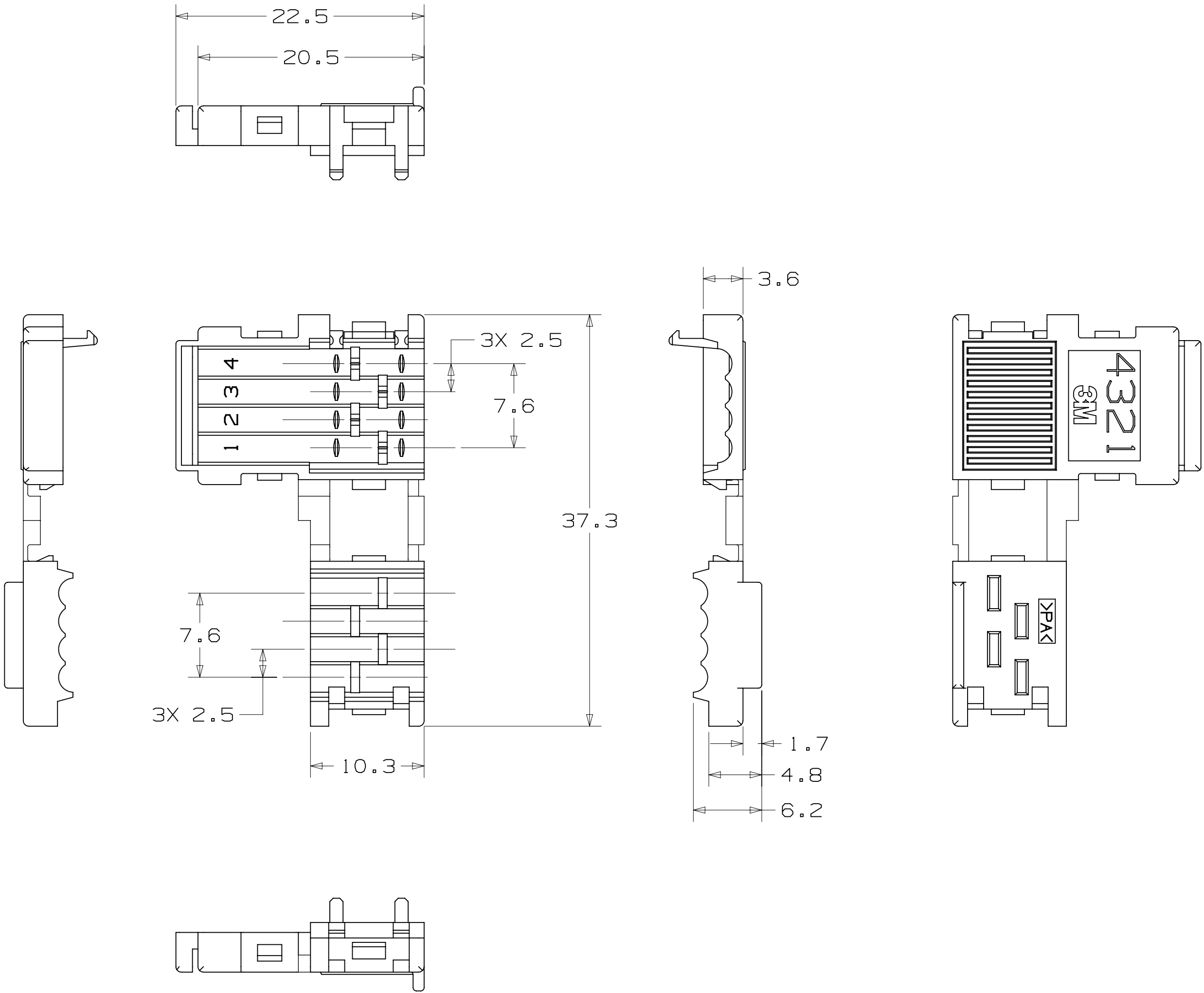


3M ELECTRONICS MATERIALS SOLUTIONS DIVISION  
INTERCONNECT SOLUTIONS  
<http://www.3M.com/interconnect>

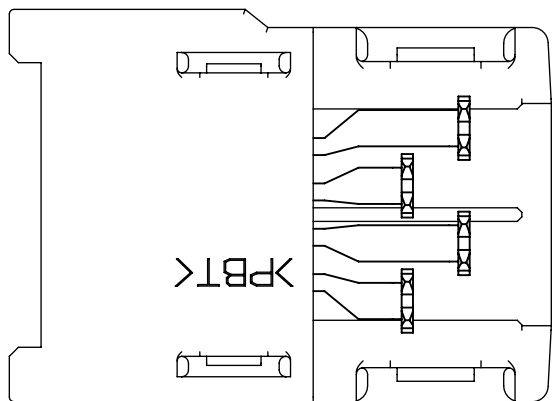
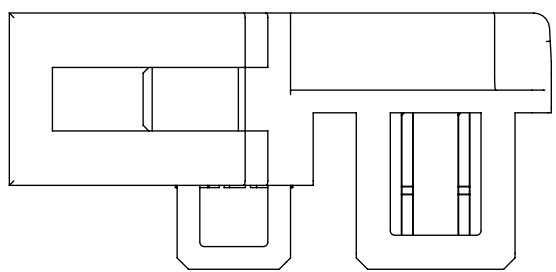
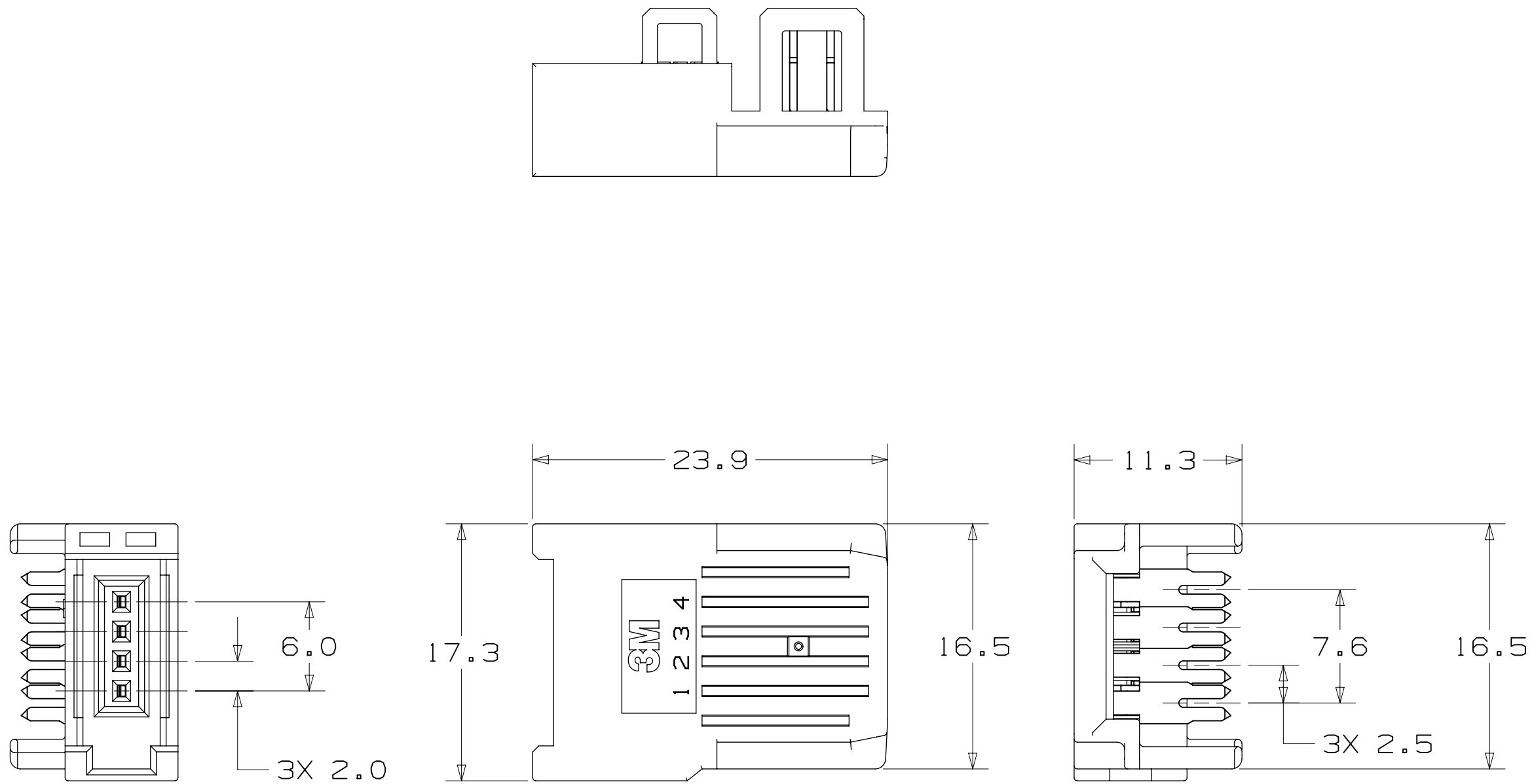
3M IS A TRADEMARK OF 3M COMPANY.  
FOR TECHNICAL, SALES OR ORDERING  
INFORMATION CALL 800-225-5373

DESIGN REFERENCE NEXT ASSEMBLY		A   8853   FEB 13, 2020   JNC   FJR	
REV   ECO   ISSUE DATE AND DESCRIPTION   DRFT   CHKD		DATE   DATE   DATE   DATE	
ACCTG CODES		DRFT CASTIGLIONE   DATE DEC 11, 2019   MFG   DATE	
DIVISION		CHRD   DATE   APPR. F. RODRIGUEZ   DATE DEC 11, 2019	
DO NOT SCALE DRAWING		SCALE 4/1 TOLERANCES EXCEPT AS NOTED	
THIRD ANGLE PROJECTION		INCHES .00 ± .000 ± .0000 ±	
INTERPRET PER ASME Y14.5 - 2009		MILLIMETERS 0 ± .00 ± .000 ±	
MAX SURFACE ROUGHNESS 1.6 μm SURFACES 3.2 μm MARKED ONLY		ANGLES 90°	
3M Center St. Paul, MN 55144		© 3M COPYRIGHT 2020 This document and the information it contains are 3M property and may not be reproduced or further distributed without 3M permission, or used or disclosed otherwise for 3M authorized purposes. All rights reserved.	
TITLE		BRANCH MINI-CLAMP LINK CONN., 38A SERIES	
CASE NUMBER		[SIZE] DRAWING NO.	
D 78-5100-2697-0		A	
MODEL 38A04		DET LISTS <input type="checkbox"/> YES <input checked="" type="checkbox"/> NO	
SHT 2 OF 2		SHT 2 OF 2	

3M™ BRANCH MINI-CLAMP LINK CONNECTOR, 38A SERIES  
WIREMOUNT CONNECTOR, JUNCTION TYPE



COVER



BODY

3M ELECTRONICS MATERIALS SOLUTIONS DIVISION  
INTERCONNECT SOLUTIONS  
<http://www.3M.com/interconnect>

3M IS A TRADEMARK OF 3M COMPANY.  
FOR TECHNICAL, SALES OR ORDERING  
INFORMATION CALL 800-225-5373

DESIGN REFERENCE		NEXT ASSEMBLY		REV		ECO		ISSUE DATE AND DESCRIPTION		DRFT		CHKD	
XREF		DIVISION CODE		CHKD		DATE		DATE		DATE		DATE	
DIVISION		DIVISION CODE		CHKD		DATE		DATE		DATE		DATE	
DO NOT SCALE DRAWING		SCALE		TOLERANCES EXCEPT AS NOTED		INCHES		MILLIMETERS		THIRD ANGLE PROJECTION		INTERPRET PER ASME Y14.5 - 2009	
MAX SURFACE ROUGHNESS		SURFACES		MARKED ONLY		ANGLES		CAGE NUMBER		SIZE		DRAWING NO.	
REV		ECO		ISSUE DATE AND DESCRIPTION		DRFT		CHKD		DATE		DATE	
A		88853		FEB 13, 2020		JNC		FJR		PRODUCTION RELEASE		REV	
3M		3M Center St. Paul, MN 55144		© 3M COPYRIGHT 2020		This document and the information it contains are 3M property and may not be reproduced or further distributed without 3M permission, or used or disclosed other than for 3M authorized purposes. All rights reserved.		CAGE NUMBER		SIZE		DRAWING NO.	
D		78-5100-2697-0		REV		A		MODEL		38A04		DET	
YES		NO		SHT		3		OF		4		REV	

Regulatory: For regulatory information about this product, visit [3M.com/regs](http://3M.com/regs) or contact your 3M representative.



Technical Information: The technical information, recommendations and other statements contained in this document are based upon tests or experience that 3M believes are reliable, but the accuracy or completeness of such information is not guaranteed.

**Product Use:** Many factors beyond 3M's control and uniquely within user's control can affect the use and performance of a 3M product in a particular application. Given the variety of factors that can affect the use and performance of a 3M product, user is solely responsible for evaluating the 3M product and determining whether it is fit for a particular purpose and suitable for user's method of application.

**Warranty, Limited Remedy, and Disclaimer:** Unless an additional warranty is specifically stated on the applicable 3M product packaging or product literature, 3M warrants that each 3M product meets the applicable 3M product specification at the time 3M ships the product. 3M MAKES NO OTHER WARRANTIES OR CONDITIONS, EXPRESS OR IMPLIED, INCLUDING, BUT NOT LIMITED TO, ANY IMPLIED WARRANTY OR CONDITION OF MERCHANTABILITY OR FITNESS FOR A PARTICULAR PURPOSE OR ANY IMPLIED WARRANTY OR CONDITION ARISING OUT OF A COURSE OF DEALING, CUSTOM OR USAGE OR TRADE. If the 3M product does not conform to this warranty, then the sole and exclusive remedy is, at 3M's option, replacement of the 3M product or refund of the purchase price.

**Limitation of Liability:** Except where prohibited by law, 3M will not be liable for any loss or damage arising from the 3M product, whether direct, indirect, special, incidental or consequential, regardless of the legal theory asserted, including warranty, contract, negligence or strict liability.

3M Company  
Electronics Materials Solutions Division  
13011 McCallen Pass, Bldg. C  
Austin, TX 78753-5380  
1-800-225-5373  
[www.3M.com/interconnect](http://www.3M.com/interconnect)

						A	88853	FEB 13, 2020	JNC	FJR	
						PRODUCTION RELEASE					
DESIGN REFERENCE		NEXT ASSEMBLY		REV	ECO	ISSUE DATE AND DESCRIPTION			DRAFT	CHKD	
CODES				DRFT	CASTIGLIONE	DATE DEC 11, 2019			INFO	DATE	
				CHRD		DATE			APPRV.	DATE	
									R. RODRIGUEZ	DEC 11, 2019	
DIVISION				DIVISION CODE EMSD				© 3M COPYRIGHT 2020			
DO NOT SCALE DRAWING		SCALE $\frac{4}{1}$		TOLERANCES EXCEPT AS NOTED		St. Paul, MN 55144		This document and the information it contains are 3M property and may not be reproduced or further distributed without written permission, or used or disclosed other than for 3M authorized purposes. All rights reserved.			
		THIRD ANGLE PROJECTION		INCHES .0 .00 .000 .0000 ±		TITLE BRANCH MINI-CLAMP LINK CONN., 38A SERIES					
INTERPRET PER ASME Y14.5 - 2009		WILL METERS 0 .0 .00 .000 ±		CAGE NUMBER D		SIZE DRAWING NO. 578-5100-2697-0		REV. A			
MAX SURFACE ROUGHNESS UNFINISHED SURFACES <input checked="" type="checkbox"/> MARKED ONLY		ANGLE		MODEL 38A04		DET. LISTS		<input checked="" type="checkbox"/> YES <input checked="" type="checkbox"/> NO			
								SHT 4 OF 4			

# Mouser Electronics

Authorized Distributor

Click to View Pricing, Inventory, Delivery & Lifecycle Information:

3M:

[38A04-0016-200 FL](#) [38A04-0018-000 FL](#) [38A04-0020-100 FL](#) [7100190120](#) [7100190121](#) [7100226320](#)