




ZW-06-10-G-T-450-230



HW-14-08-S-S-400-100



DW-12-12-L-Q-400



# BOARD STACKER DW, EW, ZW & HW SERIES



**Mates with:**  
SSW, SSQ, ESW, ESQ, CES, SLW, BSW, BCS, SSM, IDSS, IDSD, HLE

## SPECIFICATIONS

For complete specifications see [www.samtec.com?DW](http://www.samtec.com?DW), [www.samtec.com?EW](http://www.samtec.com?EW) or [www.samtec.com?ZW](http://www.samtec.com?ZW)

**Insulator Material:**  
Black Glass Filled Polyester



**Terminal Material:**  
Phosphor Bronze



**Operating Temp Range:**  
-65°C to +125°C with Gold  
-65°C to +105°C with Tin

**Plating:**  
Au or Sn over 50µ" (1.27µm) Ni

### TYPE STRIP

### NO. PINS PER ROW

### LEAD STYLE

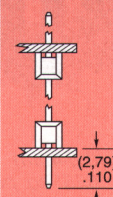
### PLATING OPTION

### ROW OPTION

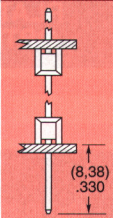
### STACKER HEIGHT

### OTHER OPTIONS

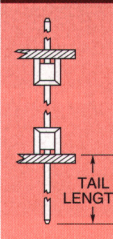
**DW**  
= (2,79mm)  
.110" Tail



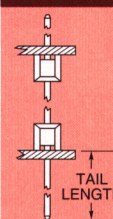
**EW**  
= (8,38mm)  
.330" Tail



**ZW**  
= Custom Tail



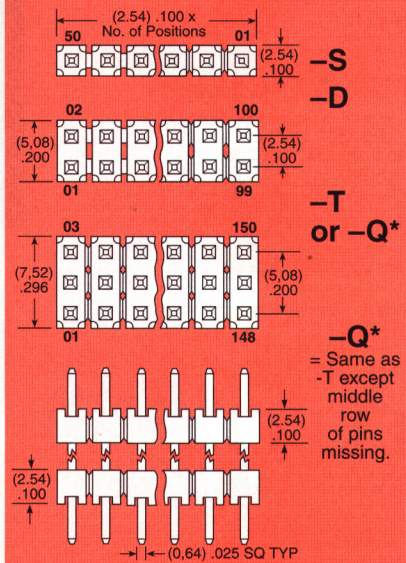
**HW**  
= High Temp Custom Tail



## Specify LEAD STYLE from chart

LEAD STYLE	OAL
-07	(10,92) .430
-08	(13,46) .530
-09	(18,54) .730
-10	(21,08) .830
-11	(23,62) .930
-12	(26,16) 1.030
-13	(31,24) 1.230
-14	(36,32) 1.430
-15	(16,00) .630
-16	(11,30) .445
-17	(12,19) .480
-19	(33,78) 1.330
-20	(28,70) 1.130

## 01 thru 50



**-Q\***  
= Same as -T except middle row of pins missing.

**-S**  
= Single Row

**-D**  
= Double Row

**-T**  
= Triple Row

**-Q**  
= Double Row .200" (5,08mm) row space

**-G**  
= 10µ" (0,25µm) Gold on contact area of longer tail, Gold flash on balance

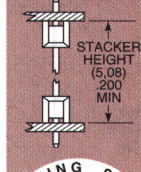
**-F**  
= Gold flash on contact, Tin on tail

**-L**  
= 10µ" (0,25µm) Gold on contact area of longer tail, Tin on tail

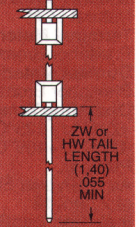
**-S**  
= 30µ" (0,76µm) Gold on contact area of longer tail, Tin on tail

**-T**  
= Tin

**"XXX"**  
= Stacker Height

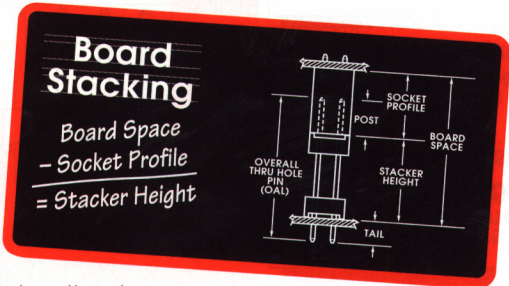


**"XXX"**  
= ZW or HW Tail Length



**-LL**  
= Locking Lead (Shortest dimension between the tail and the post is the end that will be crimped. Available on tails from (2,29) .090" to (10,16) .400" only.)  
Single row, 01 & 02 positions & -Q row not available

**"XXX"**  
= Polarized  
Specify omitted pin position



Due to technical progress, all designs, specifications and components are subject to change without notice.

[WWW.SAMTEC.COM](http://WWW.SAMTEC.COM)