SYMBOL DEFINITION			MISSING SYMBOLS
A DIMENSION WITHOUT AN INSPECTION REPORT SYMBOL (□) DOES NOT REQUIRE INSPECTION. IT MAY BE CONTROLLED ON THE INDIVIDUAL COMPONENT DRAWING.	TOTAL NO OF INSPECTIONS REQUIRED	34	NO MISSING SYMBOL NUMBER
	LAST NO. USED	8	

DWG STATUS					ZONE	REVISION HISTORY	AUTH	DR	APVD	APVD
DATE	STS	REV	N/P	CHG					1	2
12MR99	R	01	-	-		CLEARED REV COLUMN: 12034397 - REVISED INDENTING RIB	190296	HDR	CMP	JR
12MR99	R	02	-	-		ALL PARTS - REVISED NOTE 3	191594	HDR	CMP	JR
22SE04	R	03	-	-		PROCESS SENSITIVE DIMENSION WAS 4-27	258665	MJM	MJM	TM
22AP05	R	04	-	-		ALL PARTS - REMOVED ASSEMBLY PART NUMBER FROM BASE CONNECTOR	267455	FRB	FRB	MGR
25SE06	R	05	-	-		13603238 - RELEASED	284871	CCV	JAA	PYP
10OC06	R	06	-	-		ALL PARTS - ADDED NOTE 7 & 8	285156	RTV	AUG	BDG
23OC06	R	07	-	-		ALL PARTS - IN NOTE 4: BOLT WAS 12034235 & RETAINER WAS 12034236	285730	RTV	AUG	BDG

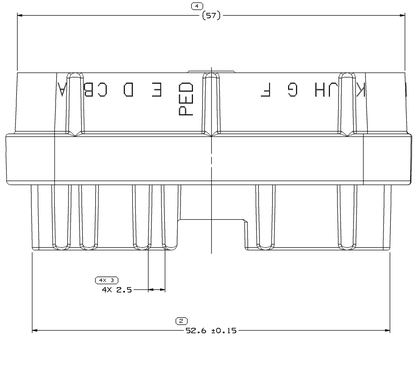

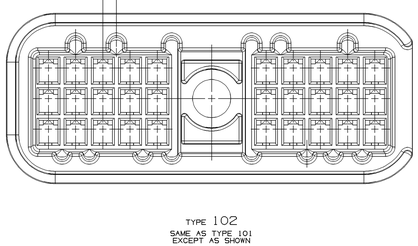

TYPE 102
SAME AS TYPE 101
EXCEPT AS SHOWN

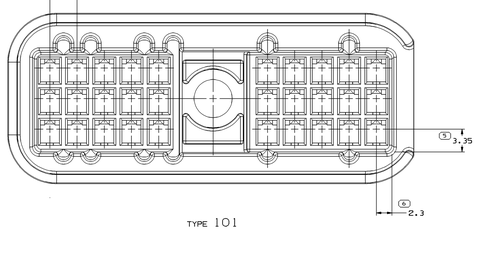

TYPE 101

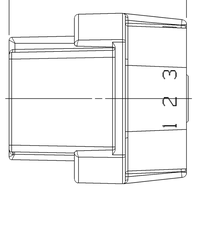

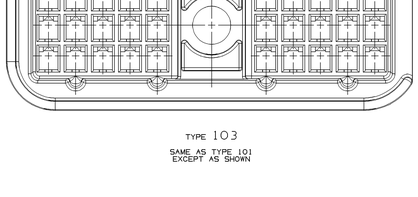

TYPE 103
SAME AS TYPE 101
EXCEPT AS SHOWN

NOTES

1. UNLESS OTHERWISE SPECIFIED AND/OR INDICATED:

   DIMENSIONS ARE TO FACE OF VIEW SHOWN AND AUTOMATICALLY ROUNDED BY COMPUTER FOR INSPECTION (SEE MATH MODEL FOR PRECISE DIMENSIONS). FOR ALL OTHER DIMENSIONS NOT SHOWN BUT REQUIRED FOR TOOL BUILD, SEE MATH MODEL FOR PRECISE TOOL PATH DATA. LIKE CAVITIES ARE IDENTICAL.

2. THIS PART IS NOT CONTROLLED FOR AUTOMATIC FEEDING.

3. REFERENCE MATING COMPONENTS OR EQUIVALENT:

   CONNECTOR SEE CHART
   CABLE SEAL 12040879 (2 REQ'D)

4. THIS PART ACCEPTS THE FOLLOWING COMPONENTS OR EQUIVALENT:

   CAVITIES TO ACCEPT 12047680 TERMINAL OR EQUIVALENT.
   CAVITIES TO ACCEPT MAX CABLE O.D. OF 2.4 MM
   BOLT 15492534
   RETAINER 15492535

5. MATERIAL RECYCLING CODE PER ISO 11469. (2)X(0.1) RAISED CHARACTERS AS SHOWN TO BE LOCATED ON ANY EXTERIOR SURFACE. OPTIONAL CONSTRUCTION TO BE NO MATERIAL RECYCLING CODE.

6. (2)X(0.1) RAISED DELPHI CORPORATE BRAND TO BE LOCATED ON ANY EXTERIOR SURFACE, PREFERABLY VISIBLE AT FINAL ASSEMBLY. OPTIONAL CONSTRUCTION TO BE "PEDI" OR NO LOGO.

7. REFERENCE TAXI 15404892 FOR ASSEMBLY PART NUMBERS.

8. IF STRAIN RELIEF IS REQUIRED REFERENCE:
   STRAIN RELIEF COVER 12110546
   BOLT 15492602
   RETAINER 15492535

PART NO	REV	N/P	STATUS	TYPE	MATERIAL SPECIFICATION AND COLOR	MATING CONN	VOL CM³
13603238	01	AB	-	103	M22700002 PET GF30 BLK	12034401	13.459
12048454	B9	-	-	102	M22700003 PET GF30 GRA	12048452	13.453
12034403	F10	-	-	103	M22700001 PET GF30 NAT	12034401	13.459
12034397	E10	-	-	101	M22700002 PET GF30 BLK	12034395	13.396

DRAWING NUMBER						
12065539						
SIZE	SCALE	FORMAT NO	SHEET	NO SHEETS	REV	N/P
A1x3	5:1	2	0F 2	1 OF 2	R	07 -

(2) PROCESS SENSITIVE DIMENSION

DIMENSIONS ENCLOSED IN () INDICATE REFERENCE DIMENSIONS, NO GD TOLERANCE LIMITS ARE ESTABLISHED

| DIMENSIONAL RANGE (MM) | | | | | |