DO NOT SCALE

PART NO 1212 9597

DATE	SYM	REVISION RECORD	AUTH	DR	CK
28MR94	—	12146464 AND 12146467			
		RELEASED TO REV "A"	940005	JK	JK
03JN94	—	ALL PARTS - REVISED			
		GRAPHICS - NO REV UPDATE			
		REQ'D	160692	JK	JK
07FE95	—	12146464 - REVISED			
		GRAPHICS - NO REV UPDATE			
		REQ'D	163254	JVM	SMP
29AP97	—	15326162 & 15326163 -			
		RELEASED TO REV "A"	970005	CRM	RPO
29OC97	—	ALL PARTS - REVISED TAB			
		LOOSE PIECE - NO REV			
		UPDATE REQ'D	183262	ELO	RMM
09FE98	—	12146464 & 12146467 -			
		REVISED MAT'L SPEC -			
		NO REV UPDATE REQ'D	184771	ROM	JHV

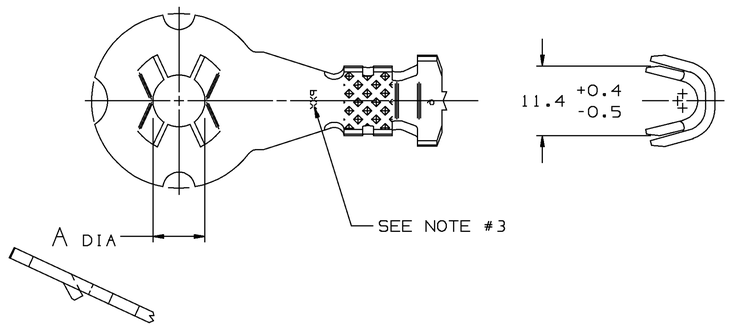

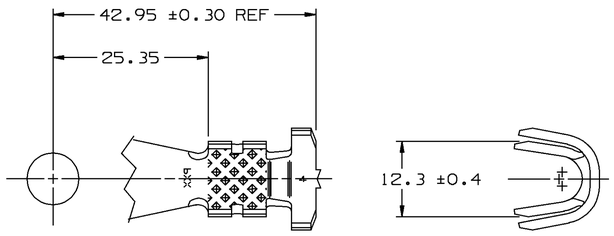

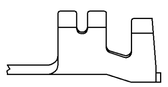

(13 MM²)

TYPE 601

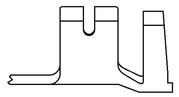

(19 MM²)

TYPE 611

SAME AS TYPE 601
EXCEPT AS SHOWN

NOTES:

1. FOR SOLDERABILITY REQUIREMENTS, SEE ESO-1503.
2. FOR ALTERNATIVE CABLE APPLICATIONS, SEE ESA-605.
3. "P.X.X." INDICATES "P" PLUS LAST TWO DIGITS OF MAKE DIE SERIES NUMBER. (P01, P02 & ETC.)
4. UNLESS OTHERWISE SPECIFIED AND/OR INDICATED: DIMENSIONS ARE TO FACE OF VIEW SHOWN AND AUTOMATICALLY ROUNDED BY COMPUTER FOR INSPECTION. (SEE MATH MODEL FOR PRECISE DIMENSION) FOR ALL OTHER DIMENSIONS NOT SHOWN BUT REQUIRED FOR TOOL BUILD, SEE MATH MODEL FOR PRECISE TOOL PATH DATA.
5. DIMENSIONS MARKED "REF" ARE FOR REFERENCE ONLY AND NO TOLERANCE LIMITS ARE ESTABLISHED.

9.90±0.13	3/8	M10
A DIA	STANDARD	METRIC
	SCREW/STUD SIZE	

PART NO 1212 9597

CONSULT ESA-605 FOR CABLE SIZE AND COMBINATIONS USED WITH EACH TERMINAL

FLAT PART NO	REV	STATUS	SPEC	SIZE	CABLE SIZE (MM²)	CABLE DIA	GAGE	TYPE	DEDUCT
15326163	A		PM001573-170 260 CART BRS 1/2 HD SN PLTD	1.52 X 33.32			19	611	25.35
15326162	A		PM001573-170 260 CART BRS 1/2 HD SN PLTD	1.52 X 33.32			13	601	25.35
12146467	A		PM001598-170 210 GILDING EX SPR SN PLTD	1.52 X 33.32			19	611	25.35
12146464	A		PM001598-170 210 GILDING EX SPR SN PLTD	1.52 X 33.32			13	601	25.35

DELPHI PACKARD ELECTRIC SYSTEMS
WARREN, OHIO 44486

DRAWING TYPE PID	OTHER DRAWINGS AVAILABLE DETAIL/CPAD
Uligraphics II	METRIC DIMENSIONS ARE IN MILLIMETERS UNLESS OTHERWISE SPECIFIED
THIRD ANGLE PROJECTION	TOLERANCE UNLESS OTHERWISE SPECIFIED DECIMAL: ONE PLACE ±0.3 TWO PLACE ±0.15 ANGULAR ±2°
CODE NO 6900 / QC	DES
DWG DATE 10FE92	DR J. KENNEDY 28MR94
SCALE 2:1	CK J. KENNEDY 28MR94
REFERENCE NO	APPR R. STANG 30MR94
	VOL CM³
MATERIAL SPEC SEE CHART	
NAME TAXI TERM BATT STRGHT RING	
PART NUMBER 1212 9597 SHEET 6	SIZE A1