Alle Rechte vorbehalten/ All rights reserved

Y
Lochbild
board drillings

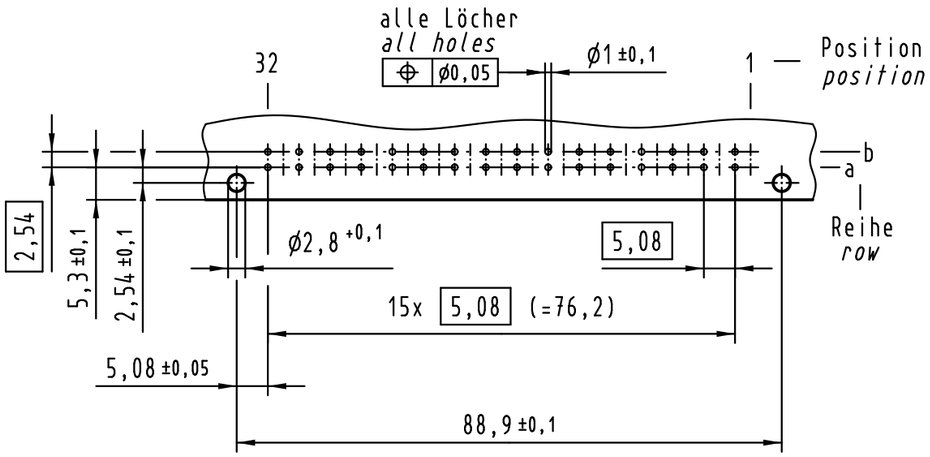

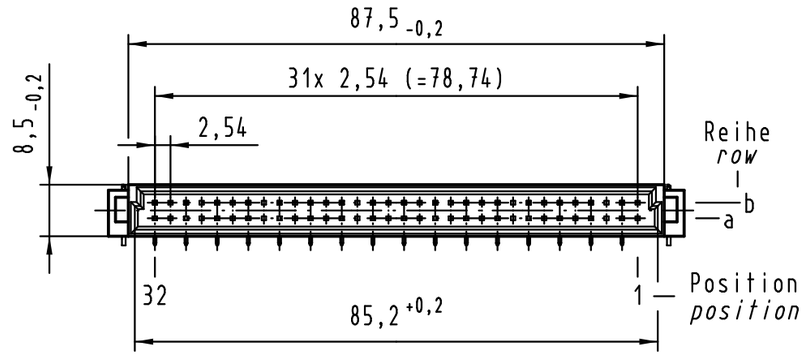

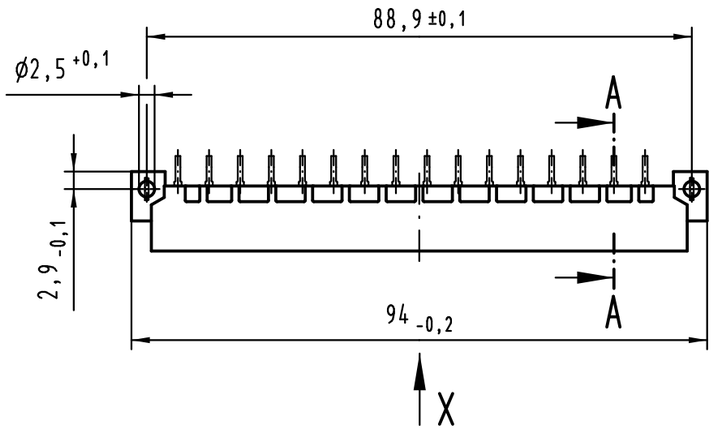

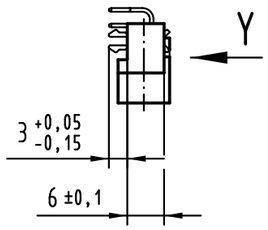

A-A (2:1)

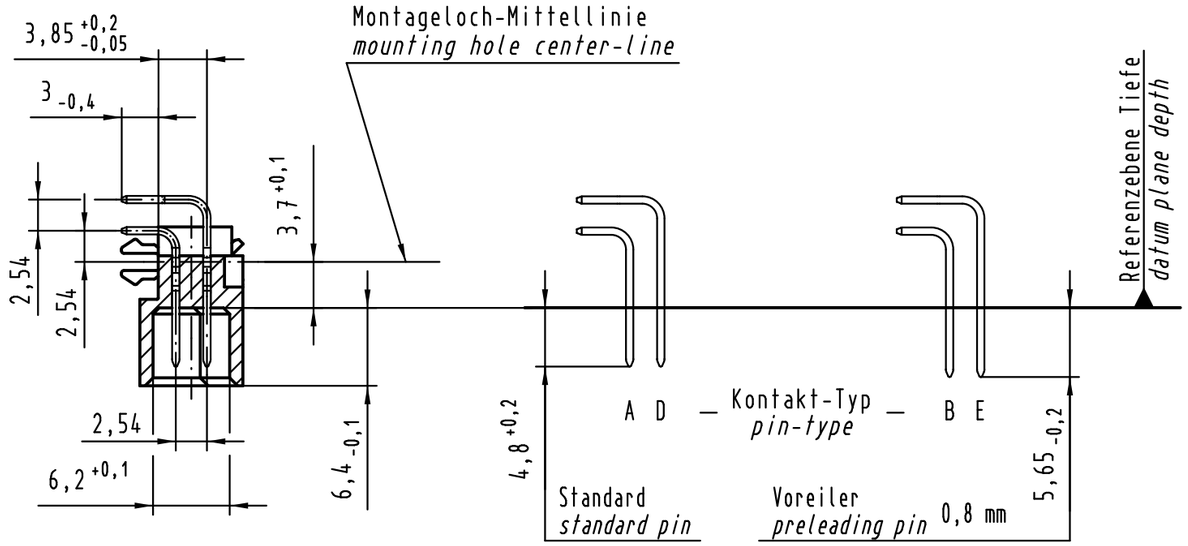

X
Kontaktbelegung
contact loading

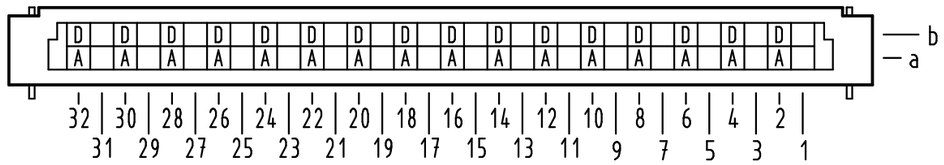

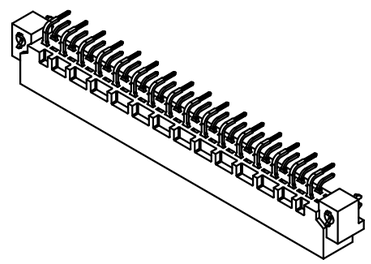

(1) weitere Informationen siehe: DS 09 03 120 02 01
further information see: DS 09 03 120 02 01

09 02 332 6921	2
Bestell-Nr. *part-no.*	Anforderungsstufe *performance level* (1)

All Dimensions in mm
Original Size DIN A 3

Mod.	Dat.	Name
36467	19.12.11	Hage.
35345	10.10.08	Hage.
34650	25.10.07	Hage.
28027		

Techn. Character.

	Dat.	Name
Detail.	18.07.00	Rie.
Insp.	18.07.00	Pa.
Stand.		

Maßstab/*Scale* 1:1

HARTING Electronics GmbH & Co. KG
D-32339 ESPELKAMP

Nicht tolerierte Maße/ *Free size tolerances*
IEC 60603-2

Bauform / *type* B
Messerleiste Einlöt mit Clip 32-polig
male connector solder with clip 32-pole

TB 09 02 332 x921

Blatt/ *page* /

Sub.