SYMBOL DEFINITION		
A DIMENSION WITHOUT AN INSPECTION REPORT SYMBOL (7) DOES NOT REQUIRE INSPECTION. IT MAY BE CONTROLLED ON THE INDIVIDUAL COMPONENT DRAWING.	TOTAL NO OF INSPECTIONS REQUIRED	11
	LAST NO. USED	11

MISSING SYMBOL
NO MISSING SYMBOL NUMBER

DWG STATUS DATE	STA	REC	N/P	CHG	ZONE	REVISION HISTORY	AUTH	DR	AP-01	AP-02	AP-03
12JL05	R	01	-	-		ALL ACTIVE PARTS - REDRAWN TO PD AND UPDATED MAT'L SPEC	269828	AMB	AMB		ET
21AU05	R	02	-	-		02962967 - MATERIAL SPEC WAS M0592202	271562	PCP	PCP		ET
18SE07	R	03	-	-		02962967 - OBSOLETE; 02973872 - MAT'L SPEC WAS MD0410022. ADDED APPLICATION DATA & APPEARANCE ITEM NOTES, REMOVED MATING COMPONENTS NOTE AND REVISED MAT'L CALLOUT TO GENERIC CALLOUT	402367	RTV	JVW	JCC	
16SE08	R	04	-	-		02962967 - REINSTATED	406104	TMF	EPM	JCC	

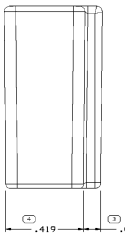

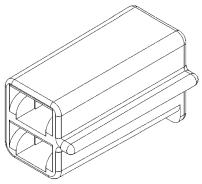

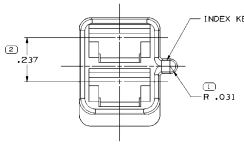

MATING END

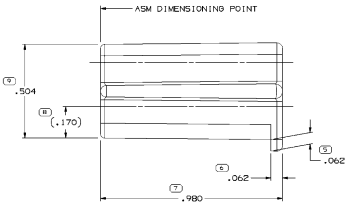

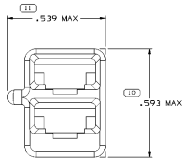

CABLE END

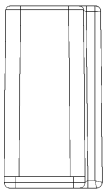

NOTES

1. UNLESS OTHERWISE SPECIFIED AND/OR INDICATED:

   DIMENSIONS ARE TO FACE OF VIEW SHOWN AND AUTOMATICALLY ROUNDED BY COMPUTER FOR INSPECTION (SEE MATH MODEL FOR PRECISE DIMENSIONS). FOR ALL OTHER DIMENSIONS NOT SHOWN BUT REQUIRED FOR TOOL BUILD, SEE MATH MODEL FOR PRECISE TOOL PATH DATA.

2. MATERIAL RECYCLING CODE PER ISO 11469. (.1001X(.0101 RAISED CHARACTERS AS SHOWN TO BE LOCATED ON ANY EXTERIOR SURFACE. OPTIONAL CONSTRUCTION TO BE NO MATERIAL RECYCLING CODE.

3. (.1001X(.0101 RAISED DELPHI CORPORATE BRAND TO BE LOCATED ON ANY EXTERIOR SURFACE, PREFERABLY VISIBLE AT FINAL ASSEMBLY. OPTIONAL CONSTRUCTION TO BE "PED" OR NO LOGO.

4. THIS PRODUCT IS NOT CATEGORIZED AS AN APPEARANCE ITEM. MINOR IMPERFECTIONS INCLUDING, BUT NOT LIMITED TO, FLOW MARKS, COLOR BLEMISHES, GATE VESTIGE, AND SOFT FLASH THAT DO NOT AFFECT THE FIT, FORM, OR FUNCTION OF THE PART ARE PERMISSIBLE PER NAP 4.10-18.

5. FOR APPLICATION DATA SEE THE INDIVIDUAL APPLICATION DRAWINGS.

PART NO	REV	N/P	STATUS	MATERIAL SPECIFICATION AND COLOR	VOLUME CM³
08900322	D4	-	OBSOLETE	POLYAMIDE COMPOUND LT GRAY	-
02973872	05	-		POLYAMIDE COMPOUND BLACK	1.823
02962967	D8	-		ABS COMPOUND NATURAL	1.823

(7) PROCESS SENSITIVE DIMENSION

DIMENSIONS ENCLOSED IN A 2 DECIMAL BOX ARE CRITICAL TO FUNCTION AND MUST BE CONTROLLED

DIMENSIONS	FRACTION	DECIMAL	ANGULAR	MICRO
FROM	0	0.00	±0.50°	±0.00
TO	36	2.00	2.00	4.00	±1.000

TOLERANCE UNLESS OTHERWISE SPECIFIED

±.005	±.010	±.020	±.04	±.005

ANGULAR TOLERANCE ±1°

DWG TYPE: PART DRAWING

TITLE

VOLUME CONT: SEE CHART

SCALE CODE

UNLESS OTHERWISE SPECIFIED

DATA CONTAINED IN IN ACCORDANCE WITH ANSI Y14.5M-1994 ELIGIBLE FOR ELECTRONIC TRANSMISSION USE. ALL DIMENSIONS ARE NOMINAL UNLESS OTHERWISE SPECIFIED. PATTERNS ARE NOT DRAWN SEPARATELY. PREPARATION OF SYSTEM REFERENCES.

ALL DIMENSIONS ARE IN INCHES

REFERENCE

THIRD ANGLE PROJECTION

DO NOT SCALE

USE MATH DATA

NX

DELPHI

DELPHI PACKARD ELECTRICAL/ELECTRONIC ARCHITECTURE WARREN, OH

		DATE
DR		
AP-01	ANDRES MENDEZ	12JL05
AP-02	ANDRES MENDEZ	12JL05
AP-03	ERIC TRACEY	15JL05
AP-04		
AP-05		

SUBSTANCES OF CONCERN AND RECYCLED CONTENT PER DELPHI. (394960)

MATERIAL: SEE CHART

DRAWING NAME: TAXI CONN F 56 SERIES

DRAWING NUMBER: 02973874

SIZE	SCALE	FRAME NO	SHEET NO	REV	REQ	NXP
A1	5:1	1 OF 1	1 OF 1	R	D4	-