| SYMBOL DEFINITION | | |
|---|---|---|
| A DIMENSION WITHOUT AN INSPECTION REPORT SYMBOL ( ) DOES NOT REQUIRE INSPECTION. IT MAY BE CONTROLLED ON THE INDIVIDUAL COMPONENT DRAWING. | TOTAL NO OF INSPECTIONS REQUIRED | 46 |
| | LAST NO. USED | 16 |

MISSING SYMBOLS

NO MISSING SYMBOL NUMBER

| DWG STATUS | | | | | ZONE | REVISION HISTORY | AUTH | DR | APVD 1 | APVD 2 |
|---|---|---|---|---|---|---|---|---|---|---|
| DATE | STG | REV | N/P | CHG | | | | | | |
| 210C05 | R | 01 | - | - | | WAS PE134403,REVISED AND RELEASED | 267570 | END | END | MP |
| 09JA06 | R | 02 | - | - | | REVISED GRAPHICS | 275387 | LMB | LMB | MP |
| 21MR06 | R | 02 | AA | - | | REMOVED 13551534 FROM NOTE 4 | 278643 | TLD | TLD | MP |
| 23MR06 | R | 02 | AB | - | | PROCESS SENSITIVE DIM # 2 WAS # 16 | 278878 | PCP | PCP | MP |

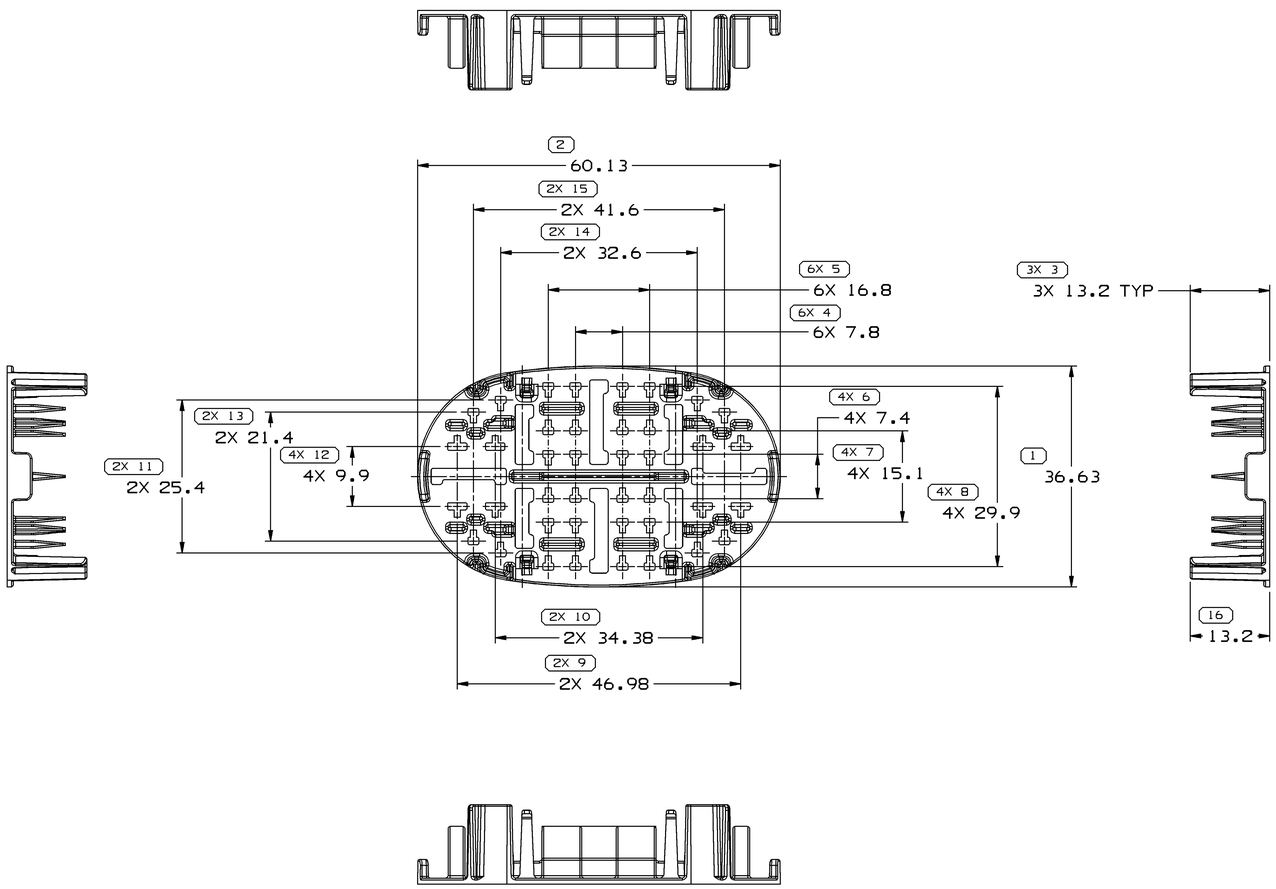


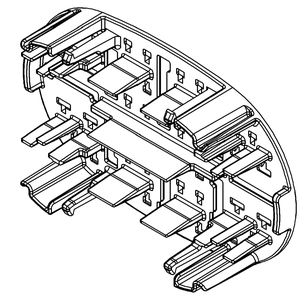

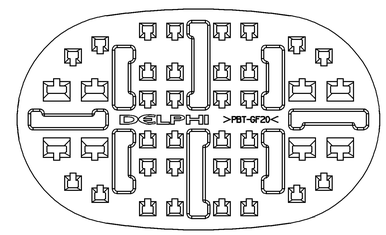


NOTES

1. UNLESS OTHERWISE SPECIFIED AND/OR INDICATED: DIMENSIONS ARE TO FACE OF VIEW SHOWN AND AUTOMATICALLY ROUNDED BY COMPUTER FOR INSPECTION (SEE MATH MODEL FOR PRECISE DIMENSIONS). FOR ALL OTHER DIMENSIONS NOT SHOWN BUT REQUIRED FOR TOOL BUILD, SEE MATH MODEL FOR PRECISE TOOL PATH DATA.
2. MATERIAL RECYCLING CODE PER ISO 11469. (2.3)X(0.05) CHARACTERS AS SHOWN TO BE LOCATED ON ANY EXTERIOR SURFACE.
3. (2.3)X(0.05) DELPHI CORPORATE BRAND TO BE LOCATED ON ANY EXTERIOR SURFACE, PREFERABLY VISIBLE AT FINAL ASSEMBLY. OPTIONAL CONSTRUCTION TO BE "PED".
4. REFERENCE MATING COMPONENTS OR EQUIVALENTS:

   CONNECTOR FEMALE 13551533

( 2 ) PROCESS SENSITIVE DIMENSION

DIMENSIONS ENCLOSED IN ( ) INDICATE REFERENCE DIMENSIONS AND NO TOLERANCE LIMITS ARE ESTABLISHED

| DIMENSIONAL RANGE (MM) | | | | | | | | | CHART E1 |
|---|---|---|---|---|---|---|---|---|---|
| FROM | > 0 | > 20 | > 30 | > 70 | >100 | >150 | >200 | >250 | >300 |
| TO | 20 | 30 | 70 | 100 | 150 | 200 | 250 | 300 | 400 |
| TOLERANCE UNLESS OTHERWISE SPECIFIED | | | | | | | | | |
| | ±0.15 | ±0.2 | ±0.3 | ±0.4 | ±0.5 | ±0.6 | ±0.8 | ±1 | ±1.2 |
| ANGULAR TOLERANCE ±2° | | | | | | | | | |

DWG TYPE: PART DRAWING

STYLE

VOLUME (CM³): 2.881

DISTR CODE

UNLESS OTHERWISE SPECIFIED

THIS DOCUMENT IS IN ACCORDANCE WITH ASME Y14.5M-1994 AS AMENDED BY THE GM GLOBAL DIMENSIONING AND TOLERANCING ADDENDUM-2001. SEPARATE PATTERNS OF FEATURES MAY BE GAGED SEPARATELY REGARDLESS OF DATUM REFERENCES.

ALL DIMENSIONS ARE IN MILLIMETERS

REFERENCE

THIRD ANGLE PROJECTION

DO NOT SCALE

USE MATH DATA

UNIGRAPHICS

DELPHI

DELPHI PACKARD ELECTRIC SYSTEMS
WARREN, OH

| | | DATE |
|---|---|---|
| DR | | |
| APVD1 | E.NEAL DUNHAMN | 210C05 |
| APVD2 | E.NEAL DUNHAM | 210C05 |
| APVD3 | M. PENN | 210C05 |
| APVD4 | | |
| APVD5 | | |

SUBSTANCES OF CONCERN AND RECYCLED CONTENT PER DELPHI 10949001

MATERIAL: M4629001 PBT GF20 NAT

DRAWING NAME: MOUN SPACER

DRAWING NUMBER: 13551543

| SIZE | SCALE | FRAME NO | SHEET NO | STG | REV | N/P |
|---|---|---|---|---|---|---|
| A1 | 2:1 | 1 OF 1 | 1 OF 1 | R | 02 | AB |

User: XZGXTJ
Part: 13551543-CUS01-S01
Message:
Date: 03-Apr-06 Time: 09:26