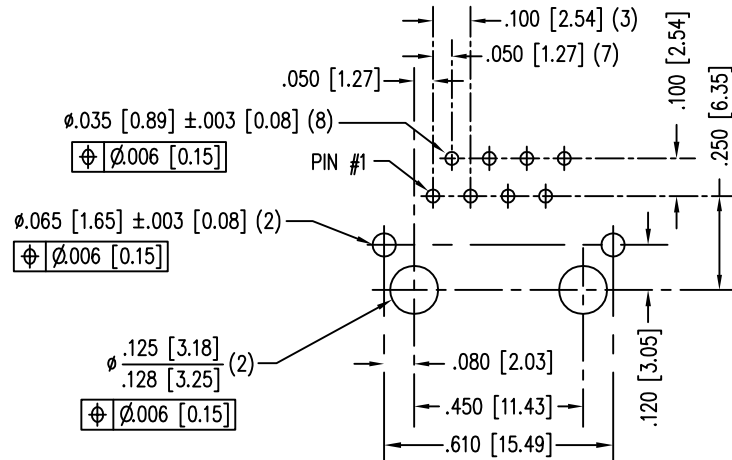
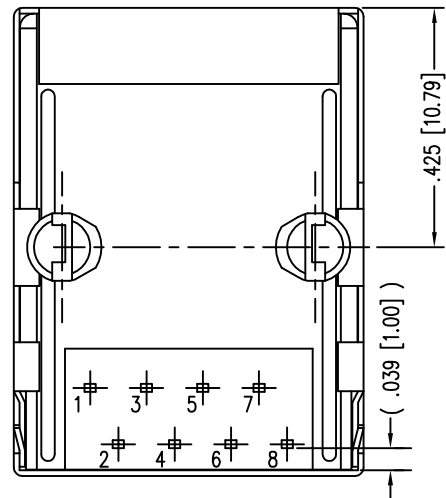
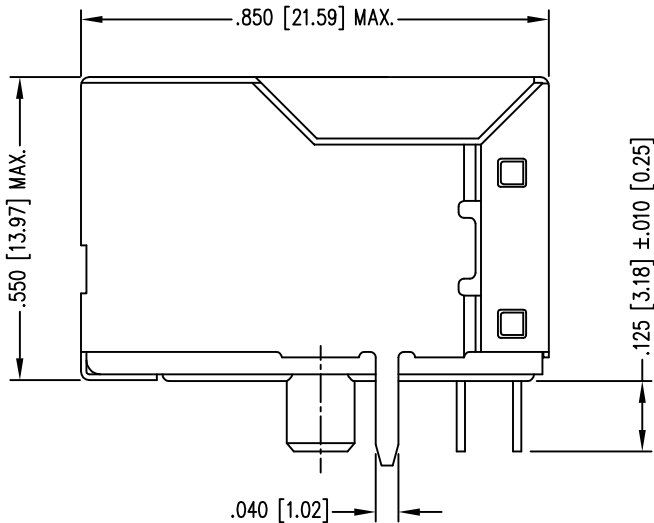
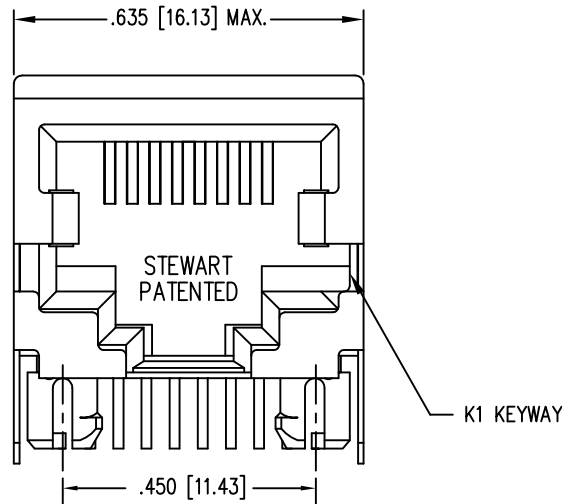


DATE	REV	ECN	APP'D. BY
1-13-15	A4	10188	TRM
3-8-16	A5	10594	TRM

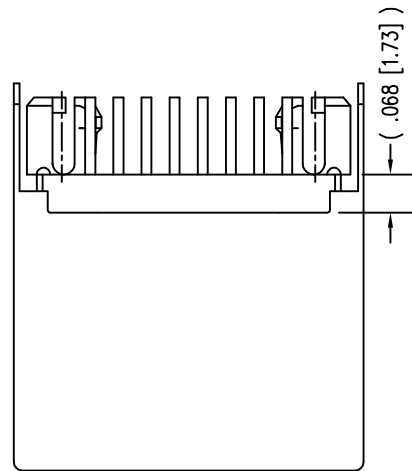
B



- NOTES:
- CONNECTOR MATERIALS:  
HOUSING: THERMOPLASTIC UL94 V-0  
CONTACTS/SHIELD: COPPER ALLOY  
SHIELD PLATING: NICKEL OR TIN  
CONTACT PLATING: SELECTIVE GOLD IN CONTACT AREA  
SEE CHART FOR PART NUMBER
  - FOR PRODUCT SPECIFICATION SEE PR022-01
  - DIMENSIONS AND TOLERANCES COMPLY WITH TIA-1096 STANDARD.

50 MICRO-INCHES [1.27um]	SS64800-041F
30 MICRO-INCHES [0.76um]	SS64800-040F
CONTACT PLATING IN MATING AREA	PART NUMBER

A



RoHS



B

A

THIRD ANGLE PROJECTION 	<b>stewart</b> CONNECTOR a bel group	11118 Susquehanna Trail South Glen Rock, PA 17327-9199 (717) 235-7512 <a href="http://www.stewartconnector.com">http://www.stewartconnector.com</a>
DO NOT SCALE DRAWING DRAWING IS SUBJECT TO CHANGE WITHOUT NOTICE	TITLE: EIGHT CONTACT, EIGHT POSITION, SHIELDED JACK, NON-FLANGED WITH K1 KEYING OPTION	
DIMENSIONS: INCHES [METRIC]	THIS DRAWING AND THE SUBJECT MATTER SHOWN THEREON ARE CONFIDENTIAL AND THE PROPRIETARY PROPERTY OF STEWART CONNECTOR AND SHALL NOT BE REPRODUCED, COPIED, OR USED IN ANY MANNER WITHOUT PRIOR WRITTEN CONSENT OF STEWART CONNECTOR. ONE OR MORE U.S. PATENTS MAY APPLY TO THIS PRODUCT. FOR DETAILS, PLEASE VISIT: <a href="http://BELFUSE.COM/STEWART/STEWART_PATENTS/">HTTP://BELFUSE.COM/STEWART/STEWART_PATENTS/</a>	
UNLESS OTHERWISE SPECIFIED TOLERANCES ARE ±.005 [0.13] ANGLES ARE ± 1°	DRN BY: RVO	DATE 03-22-05
SHEET NO. 1 OF 1	APPD BY: RGC	DATE 03-22-05
	DWG NO. CT640099F	REV. A5