



| Photo | Dimensions | Mounting Hole Dimensions | Circuit Diagram | Packing Specifications |

| Soldering Conditions |

PRINT

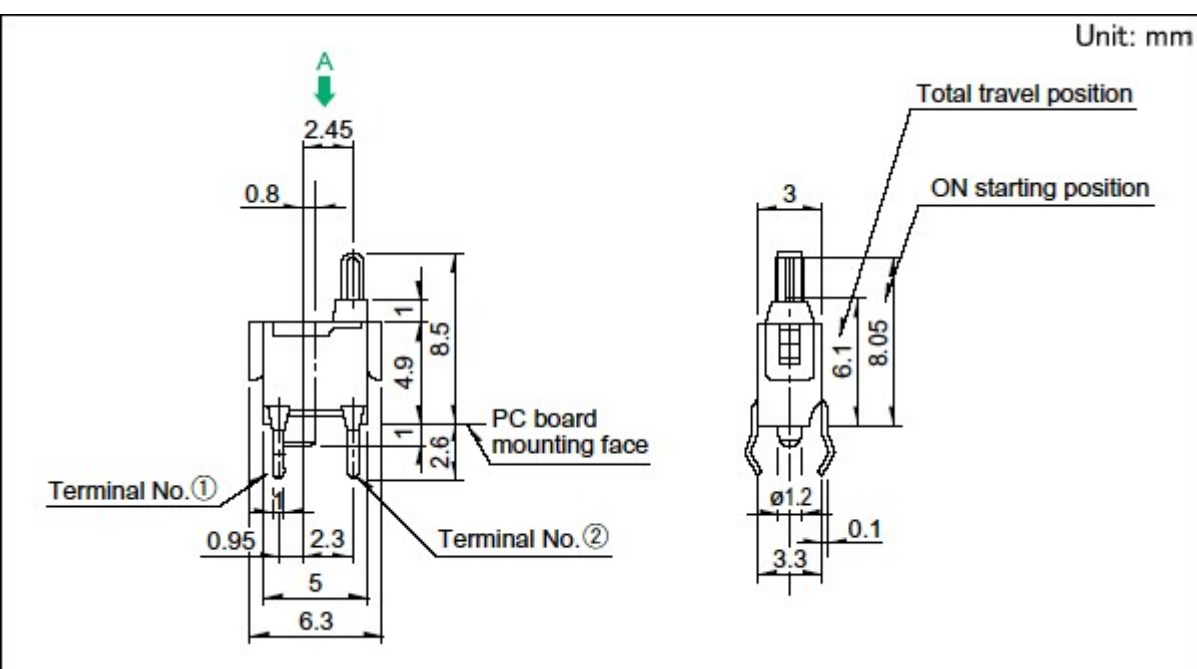
Part number		SPPB512300
Operating direction		Vertical
Poles		1
Positions		1
Operation part shape		Push
Terminal type		For PC board (Dip)
Operating force		0.35N max.
Packaging style		Bulk
Operating temperature range		-40℃ to +85℃
Rating (max.)/(min.) (Resistive load)		0.1A 30V DC/50μA 3V DC
Electrical performance	Contact resistance (Initial/After operating life)	1Ω max./2Ω max.
	Insulation resistance	100MΩ min. 100V DC
	Voltage proof	100V AC for 1 minute
Mechanical performance	Terminal strength	3N for 1 minute
	Actuator strength	10N
Durability	Operating life without load	50,000 cycles 2Ω max.
	Operating life with load Rating (max.) (Resistive load)	50,000 cycles 2Ω max.
Environmental performance	Cold	-40℃ 500h
	Dry heat	85℃ 500h
	Damp heat	60℃, 90 to 95%RH 500h

Minimum order unit (pcs.)	Japan	200
	Export	20,000
3D CAD (STEP) 		
Certificate of Compliance to RoHS regulations 		

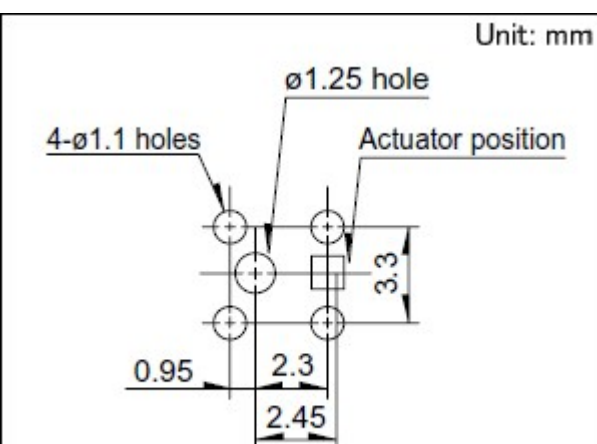
## Photo



## Dimensions

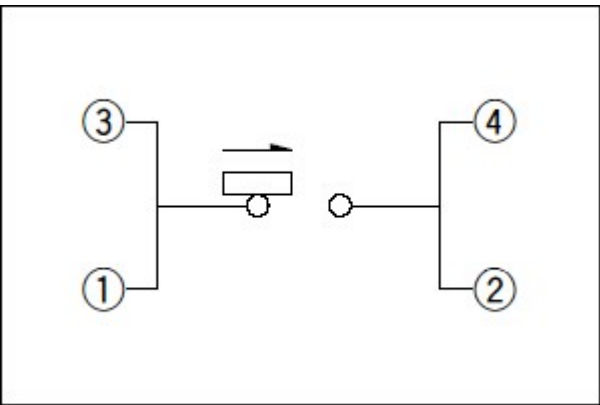


## Mounting Hole Dimensions



Viewed from direction A in the dimensions.

Circuit Diagram



Packing Specifications

Bulk		
Number of packages (pcs.)	1 case / Japan	4,000
	1 case / export packing	20,000
Export package measurements (mm)		400×270×290

Soldering Conditions

Reference for Dip Soldering		
Items	Preheating temperature	100℃max.
	Preheating time	60s max.
Dip soldering	Soldering temperature	255±5℃
	Duration of immersion	5±1s
Reference for Hand Soldering		
Soldering temperature		350±5℃
Soldering time		5s max.

Notes are common to this series/models.

1. This site catalog shows only outline specifications. When using the products, please obtain formal specifications for supply.
2. Please place purchase orders per minimum order unit (integer).
3. This products can be used in vehicles.  
Although these products are designed to perform over a wide operating temperature range, please

ensure that you receive and read the formal delivery specifications before use.

## Inquiries about Products

 **Inquiry**

---

COPYRIGHT© 2017 ALPS ELECTRIC CO., LTD