

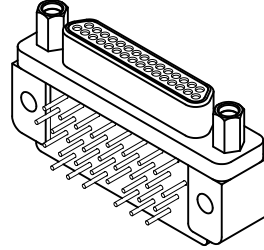


Right Angle Boardmount (Narrow Footprint)

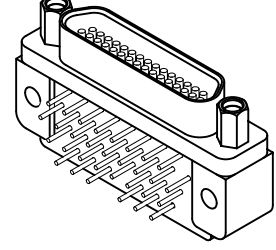
.050"
9 thru 100 Contacts

MK, ML

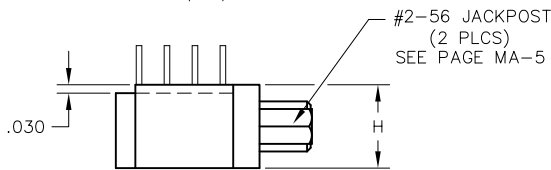
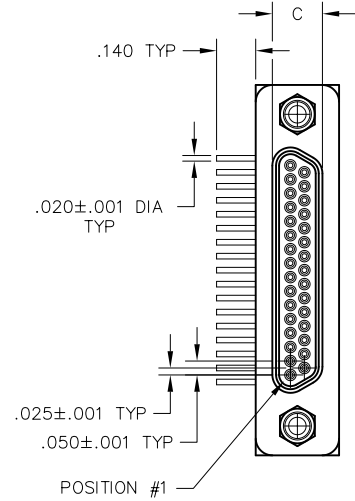
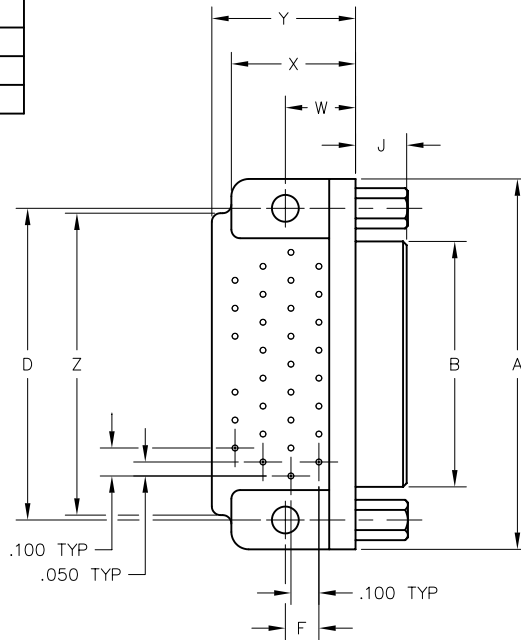
MK-252-031-335-220S (PLUG)



MK-262-031-445-220S (RCPT)



MATING MATRIX	
CONNECTOR	MATES WITH
MK-25...	MK, ML, MM, MN receptacles
ML-25...	MK, ML, MM, MN receptacles
MK-26..	MK, ML, MM, MN plugs
ML-26..	MK, ML, MM, MN plugs



(PLUG SHOWN)

DIMENSIONS																			
SIZE	CONTACT ROWS	A	B		C		D	F	H	J		W	X MAX	Y MAX	Z	HARDWARE	MOUNTING HOLE		
			PLUG MAX	RCPT MAX	PLUG MAX	RCPT MAX				PLUG	RCPT								
9	2	.775	.334	.400	.185	.251	.565	.020	.298	.183	.195	.250	.420	.420	.775	#2-56 UNC THD	.096 DIA OR #2-56 UNC THREADED INSERT		
15		.925	.484	.550			.715											1.075	.925
21		1.075	.634	.700			.865											1.175	1.075
25		1.175	.734	.800			.965											1.325	1.175
31		1.325	.884	.950			1.115											1.475	1.325
37		1.475	1.034	1.100			1.265												1.180
51	3	1.425	.984	1.050	.228	.294	1.215	.150	.341	.300	.430	.650	1.220	.755	1.450	#4-40 UNC THD	.125 DIA #2-56 UNC INSERT #4-40 UNC INSERT		
69		1.725	1.284	1.350			1.515											1.450	
100		2.160	1.384	1.508			.271											.394	1.800

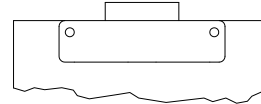


Recommended PC Board Layout

Right Angle, Narrow Footprint
Standard Polarization

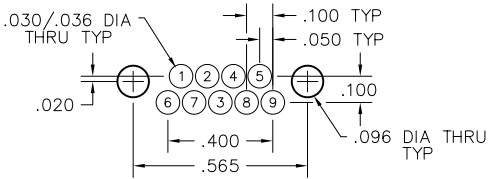


CONNECTOR MATING FACE

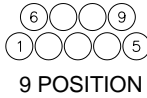


PC BOARD LAYOUT
COMPONENT SIDE

PLUG
PC BOARD LAYOUT
COMPONENT SIDE

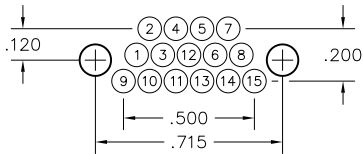
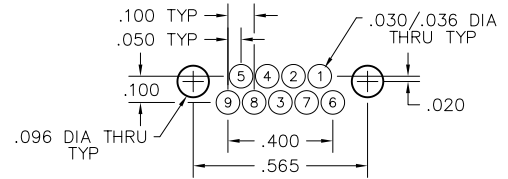


CONNECTOR
MATING FACE*
(RECEPTACLE)

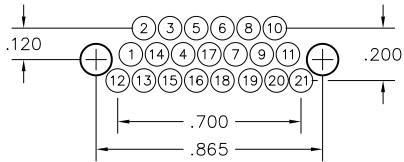
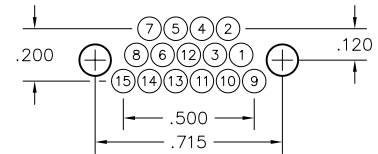


9 POSITION

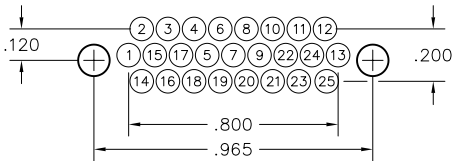
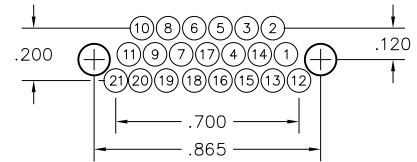
RECEPTACLE
PC BOARD LAYOUT
COMPONENT SIDE



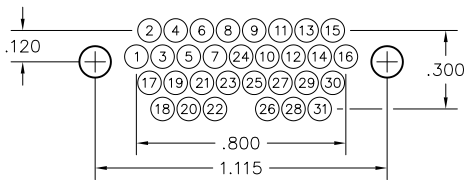
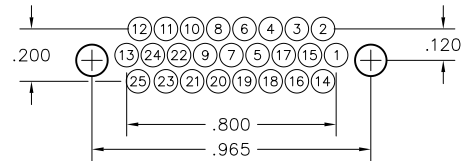
15 POSITION



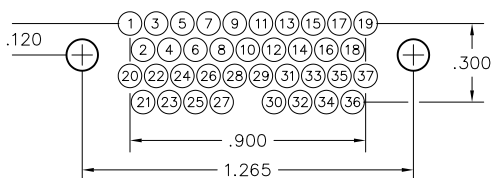
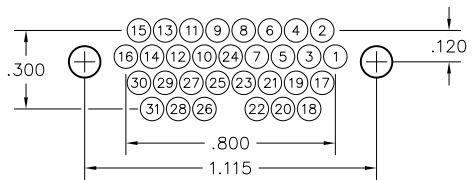
21 POSITION



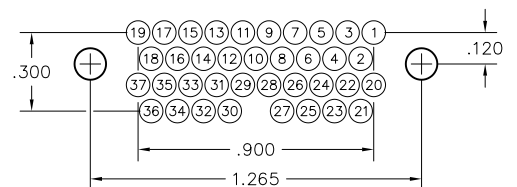
25 POSITION



31 POSITION

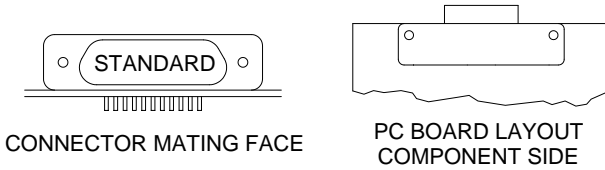


37 POSITION

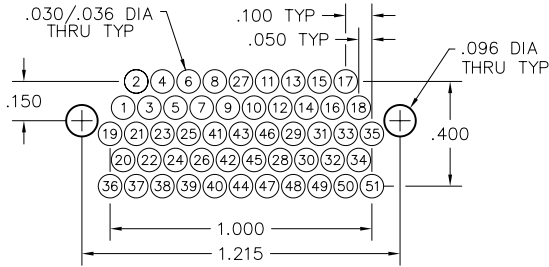


Recommended PC Board Layout

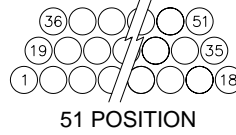
Right Angle, Narrow Footprint
Standard Polarization



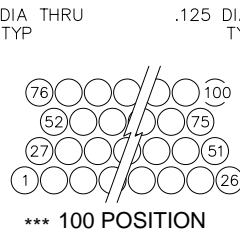
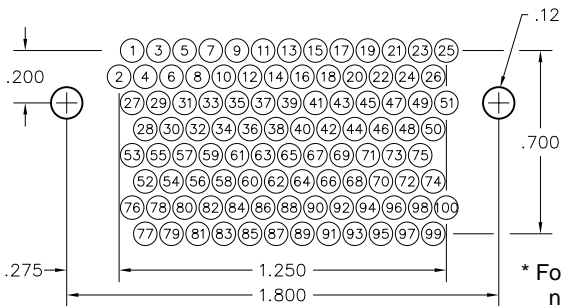
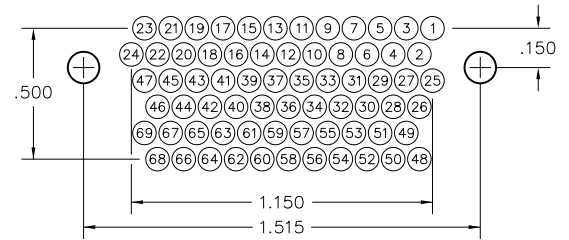
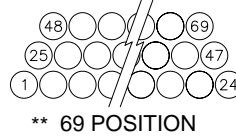
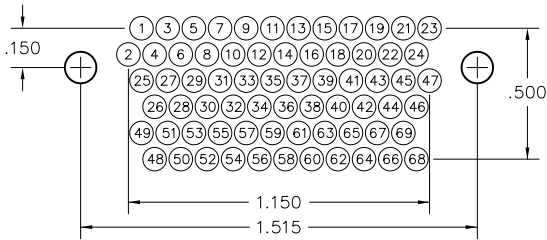
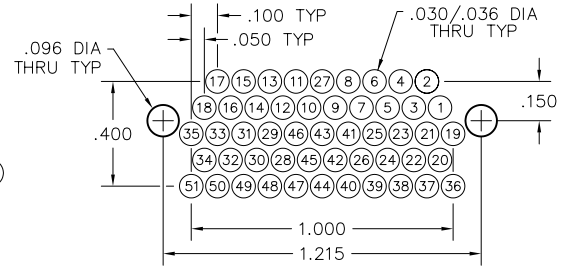
**PLUG
PC BOARD LAYOUT
COMPONENT SIDE**



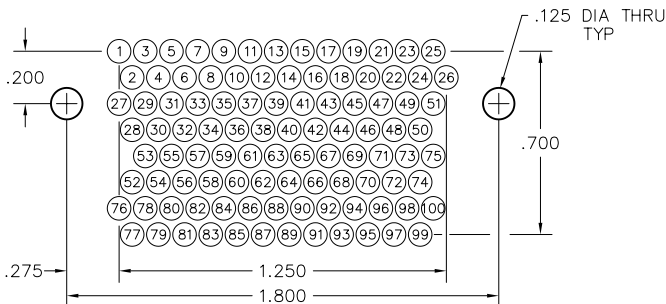
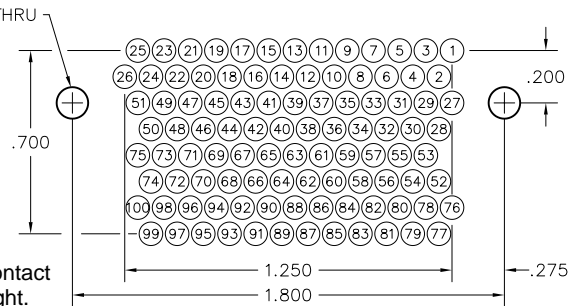
**CONNECTOR
MATING FACE*
(RECEPTACLE)**



**RECEPTACLE
PC BOARD LAYOUT
COMPONENT SIDE**



* For pin (plug) connectors, the contact numbers are reversed left to right.



Mil-Spec Footprint

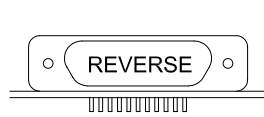
For Mil-Spec footprint, use "Option" -94P

- ** = 69 and 100 positions not available in low profile (MS, MR)
- *** = 100 position not available in thru-cut body style (R, S)

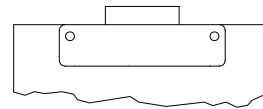


Recommended PC Board Layout

Right Angle, Narrow Footprint
Reverse Polarization

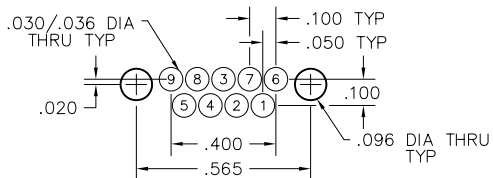


CONNECTOR MATING FACE

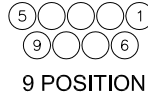


PC BOARD LAYOUT COMPONENT SIDE

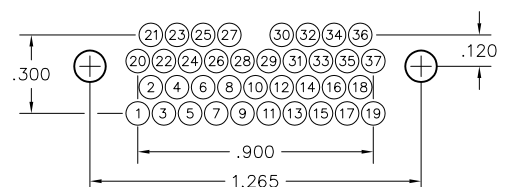
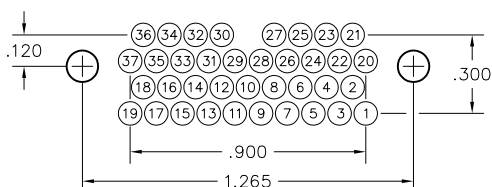
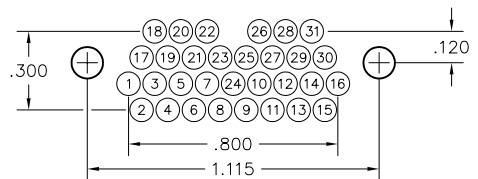
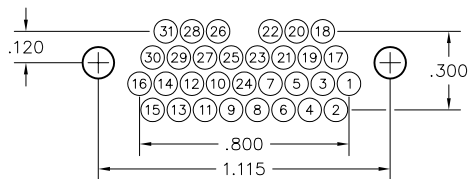
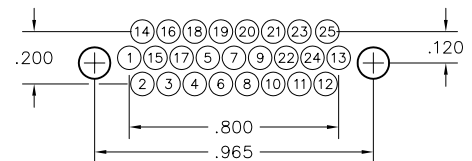
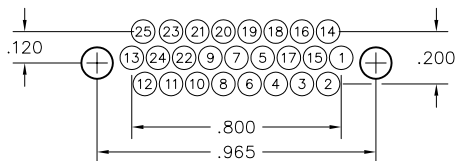
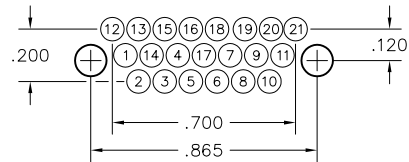
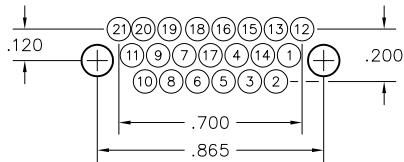
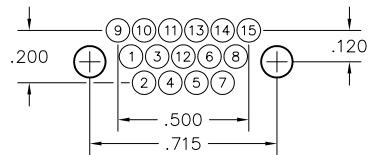
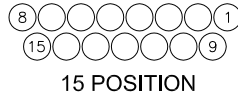
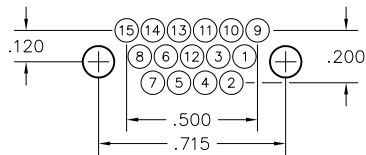
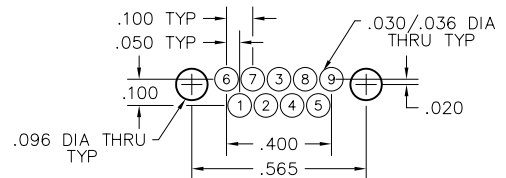
PLUG
PC BOARD LAYOUT
COMPONENT SIDE

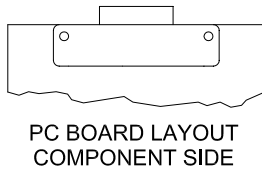
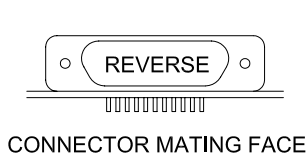


CONNECTOR
MATING FACE*
(RECEPTACLE)

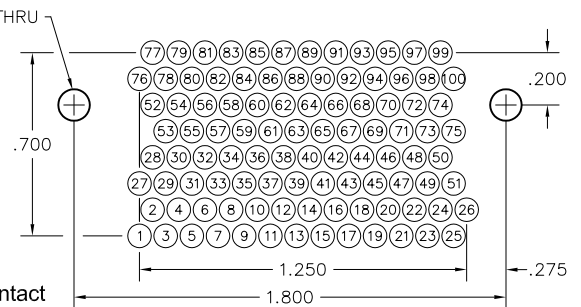
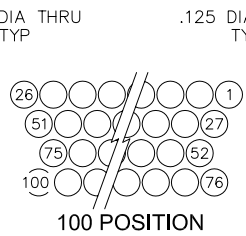
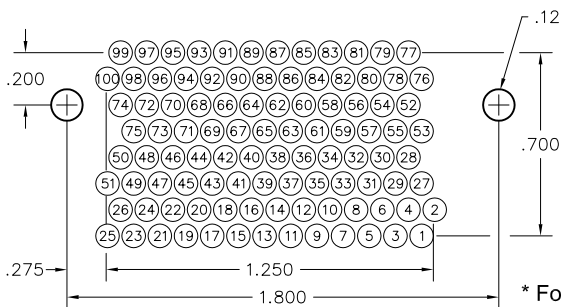
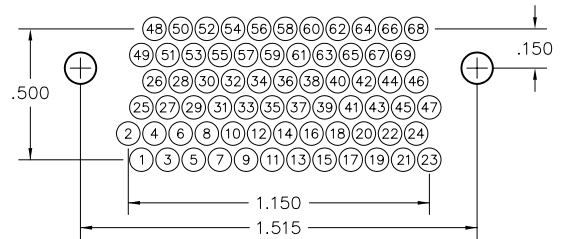

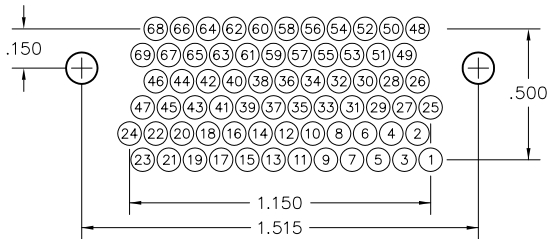
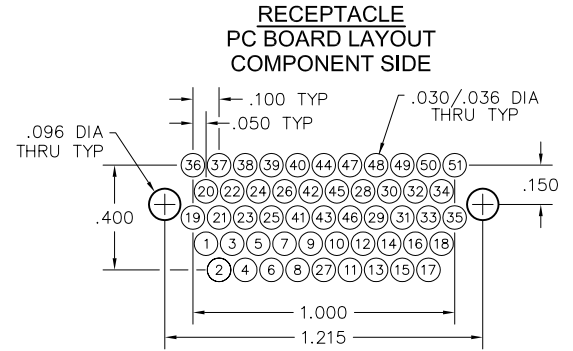
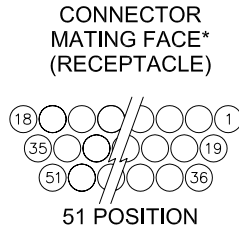
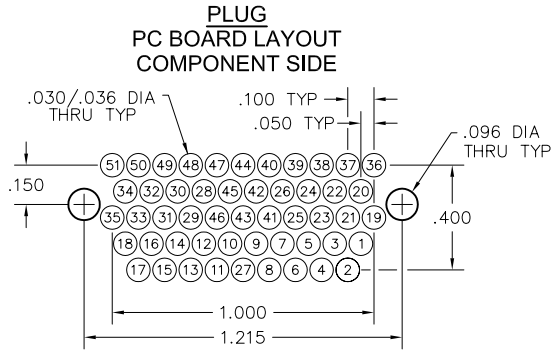


RECEPTACLE
PC BOARD LAYOUT
COMPONENT SIDE





AirBorn
Recommended PC Board Layout
 Right Angle, Narrow Footprint
 Reverse Polarization



* For pin (plug) connectors, the contact numbers are reversed left to right.

PLUG: MK-252-031-335-220S
RECEPTACLE: MK-262-031-445-220S
 XX-XXX-XXX-XXX-XXXX-XXX
 | | | | |
 BODY CONTACTS OPTIONS
 SERIES SIZE HARDWARE

PLUG

RECEPTACLE

SERIES

MK .050" Rugged Metal PC Board Mount Connector
 ML .050" Rugged Plastic PC Board Mount Connector
 (MK & ML mate with MK, ML, MM, MN, receptacles)

BODY

- 2 2-Row (Sizes 9 thru 37)
 - 3 3-Row (Size 51 & 69***)
 - 4 4-Row (Size 100)
- BODY STYLE:
- 5 Plug, right angle, narrow footprint, w/ mounting holes
- BODY MATERIAL:
- 1 Polyphenylene Sulfide (ML only)
 - 2 Electroless nickel shell w/ PPS insulator
 - 3 Electrodeposited cadmium shell w/ PPS insulator
 - 4 Hard anodized black shell w/ PPS insulator
 - 5 Stainless steel shell w/ PPS insulator

SIZE

XXX 009, 015, 021, 025, 031, 037, 051, 069***, 100

CONTACTS

- TYPE CONTACTS/TERMINATIONS:
- 32 Pin, right angle, PCB leads, .109"
 - 33 Pin, right angle, PCB leads, .140"
 - 34 Pin, right angle, PCB leads, .172"

- PLATING OPTIONS:
- 3 50 μ" Au contacts: Au terminations
 - 5 50 μ" Au contacts: Sn/Pb alloy terminations
 - 7 50 μ" Au contacts: SAC305 terminations

HARDWARE

- STYLE OF HARDWARE:
- 00 None
 - 22 Two fixed jacknuts (62*)
 - 41 Two turning jackscrews, allen head, retaining ring****(81*)
 - 99 Keying hardware, see options below (Body material 2, 3 and 4 only)
- POLARIZATION / WIRING:
- 0R Reversed body polarization
 - 0S Standard body polarization

OPTIONS

- KPXX Two fixed jacknuts (KN*)
- 94P Mil-Spec footprint (size 100 only), standard body polarization
- 0B7 #2-56 threaded inserts, standard body polarization
- 0BJ Mil-Spec footprint (size 100 only) with #2-56 threaded inserts, standard body polarization
- 0H7 #4-40 threaded inserts (size 100 only), standard body polarization
- 0H6 Mil-Spec footprint (size 100 only) with #4-40 threaded inserts, standard body polarization

NOTES

- See page MA-6 for keying options
- * = Use numbers in parenthesis when ordering size 100.
 - *** = 69 position connectors are available in metal only.
 - **** = Connector body has no mounting holes.
 - = Option not RoHS compliant

SERIES

MK .050" Rugged Metal PC Board Mount Connector
 ML .050" Rugged Plastic PC Board Mount Connector
 (MK & ML mate with MK, ML, MM, MN plugs)

BODY

- 2 2-Row (Sizes 9 thru 37)
 - 3 3-Row (Size 51 & 69***)
 - 4 4-Row (Size 100)
- BODY STYLE:
- 6 Receptacle, right angle, narrow footprint, w/ mounting holes
- BODY MATERIAL:
- 1 Polyphenylene Sulfide (ML only)
 - 2 Electroless nickel shell w/ PPS insulator
 - 3 Electrodeposited cadmium shell w/ PPS insulator
 - 4 Hard anodized black shell w/ PPS insulator
 - 5 Stainless steel shell w/ PPS insulator

SIZE

XXX 009, 015, 021, 025, 031, 037, 051, 069***, 100

CONTACTS

- TYPE CONTACTS/TERMINATIONS:
- 43 Socket, right angle, PCB leads, .109"
 - 44 Socket, right angle, PCB leads, .140"
 - 45 Socket, right angle, PCB leads, .172"

- PLATING OPTIONS:
- 3 50 μ" Au contacts: Au terminations
 - 5 50 μ" Au contacts: Sn/Pb alloy terminations
 - 7 50, u" Au contacts: SAC305 terminations

HARDWARE

- STYLE OF HARDWARE:
- 00 None
 - 22 Two fixed jacknuts (62*)
 - 41 Two turning jackscrews, allen head, retaining ring****(81*)
 - 99 Keying hardware, see options below (Body material 2, 3 and 4 only)
- POLARIZATION / WIRING:
- 0R Reversed body polarization
 - 0S Standard body polarization

OPTIONS

- KPXX Two fixed jacknuts (KN*) and interfacial sealing gasket.
- 900 Interfacial sealing gasket
- 0B7 #2-56 Threaded inserts and interfacial sealing gasket standard body polarization
- 0H7 #4-40 threaded inserts (size 100 only), and interfacial sealing gasket, standard body polarization

NOTES

- See page MA-6 for keying options
- * = Use numbers in parenthesis when ordering size 100.
 - *** = 69 position connectors are available in metal only.
 - **** = Connector body has no mounting holes.
 - = Option not RoHS compliant