DATA CONTAINED IN THIS DOCUMENT IS PROPRIETARY TO TROMPETER ELECTRONICS INC. AND SHALL NOT BE DISCLOSED, COPIED OR USED FOR PROCUREMENT OR MANUFACTURE WITHOUT EXPRESS WRITTEN PERMISSION OF TROMPETER ELECTRONICS INC.

| REVISIONS | | 22-01 | SH 1 |
|---|---|---|---|
| REV | DESCRIPTION | DATE | APPROVED |
| K | REVISED PER ECO 15124 | 7/23/03 | WSB |

TABLE 1

| P2 CONN TYPE | A DIM 7 | FIG NO | P1 CONN TYPE: BJ77 /8 | | | | | | | BJ77TL | | | | | | BJ77FL | | | | | | BJ377 | | | | | | BJ77RG (REVERCE GENDER) /8 | | | | | | BJ377RG (REVERCE GENDER) /8 | | | | | |
|---|---|---|---|---|---|---|---|---|---|---|---|---|---|---|---|---|---|---|---|---|---|---|---|---|---|---|---|---|---|---|---|---|---|---|---|---|---|---|---|
| | | | SCHEMATICS | | | | | | | | | | | | | | | | | | | | | | | | | | | | | | | | | | | | |
| | | | E1 | E2 | E3 | E4 | E5 | E6 | E7 | E1 | E2 | E3 | E4 | E5 | E6 | E1 | E2 | E3 | E4 | E5 | E6 | E1 | E2 | E3 | E4 | E5 | E6 | E1 | E2 | E3 | E4 | E5 | E6 | E1 | E2 | E3 | E4 | E5 | E6 |
| | | | DASH NO | | | | | | | | | | | | | | | | | | | | | | | | | | | | | | | | | | | | |
| CJ20 | 1.844 | 1 | -1 | -4 | -7 | -19 | -25 | -181 | | -41 | -49 | -57 | -65 | -73 | -196 | -81 | -89 | -97 | -105 | -113 | -211 | -121 | -129 | -137 | -145 | -153 | -226 | | | | | | | | | | | | |
| UCJ20 | | | -U1 | -U4 | -U7 | -U19 | -U25 | -182 | | -U41 | -U49 | -U57 | -U65 | -U73 | -197 | -U81 | -U89 | -U97 | -U105 | -U113 | -212 | -U121 | -U129 | -U137 | -U145 | -U153 | -227 | | | | | | | | | | | | |
| PL20 | 1.778 | 2 | -2 | -5 | -8 | -20 | -26 | -183 | -265 | -42 | -50 | -58 | -66 | -74 | -198 | -82 | -90 | -98 | -106 | -114 | -213 | -122 | -130 | -138 | -146 | -154 | -228 | -241 | -243 | -245 | -247 | -249 | -251 | -253 | -255 | -257 | -259 | -261 | -263 |
| UPL20 | | | -U2 | -U5 | -U8 | -U20 | -U26 | -184 | | -U42 | -U50 | -U58 | -U66 | -U74 | -199 | -U82 | -U90 | -U98 | -U106 | -U114 | -214 | -U122 | -U130 | -U138 | -U146 | -U154 | -229 | -242 | -244 | -246 | -248 | -250 | -252 | -254 | -256 | -258 | -260 | -262 | -264 |
| BJ29 | 1.847 | 3 | -3 | -6 | -9 | -21 | -27 | -185 | | -43 | -51 | -59 | -67 | -75 | -200 | -83 | -91 | -99 | -107 | -115 | -215 | -123 | -131 | -139 | -147 | -155 | -230 | | | | | | | | | | | | |
| UBJ29 | | | -U3 | -U6 | -U9 | -U21 | -U27 | -186 | | -U43 | -U51 | -U59 | -U67 | -U75 | -201 | -U83 | -U91 | -U99 | -U107 | -U115 | -216 | -U123 | -U131 | -U139 | -U147 | -U155 | -231 | | | | | | | | | | | | |
| CJ40 | 1.844 | 1A | -10 | -13 | -16 | -22 | -28 | -187 | | -44 | -52 | -60 | -68 | -76 | -202 | -84 | -92 | -100 | -108 | -116 | -217 | -124 | -132 | -140 | -148 | -156 | -232 | | | | | | | | | | | | |
| UCJ40 | | | -U10 | -U13 | -U16 | -U22 | -U28 | -188 | | -U44 | -U52 | -U60 | -U68 | -U76 | -203 | -U84 | -U92 | -U100 | -U108 | -U116 | -218 | -U124 | -U132 | -U140 | -U148 | -U156 | -233 | | | | | | | | | | | | |
| PL40 | 1.778 | 2A | -11 | -14 | -17 | -23 | -29 | -189 | | -45 | -53 | -61 | -69 | -77 | -204 | -85 | -93 | -101 | -109 | -117 | -219 | -125 | -133 | -141 | -149 | -157 | -234 | | | | | | | | | | | | |
| UPL40 | | | -U11 | -U14 | -U17 | -U23 | -U29 | -190 | | -U45 | -U53 | -U61 | -U69 | -U77 | -205 | -U85 | -U93 | -U101 | -U109 | -U117 | -220 | -U125 | -U133 | -U141 | -U149 | -U157 | -235 | | | | | | | | | | | | |
| BJ49 | 1.847 | 3A | -12 | -15 | -18 | -24 | -30 | -191 | | -46 | -54 | -62 | -70 | -78 | -206 | -86 | -94 | -102 | -110 | -118 | -221 | -126 | -134 | -142 | -150 | -158 | -236 | | | | | | | | | | | | |
| UBJ49 | | | -U12 | -U15 | -U18 | -U24 | -U30 | -192 | | -U46 | -U54 | -U62 | -U70 | -U78 | -207 | -U86 | -U94 | -U102 | -U110 | -U118 | -222 | -U126 | -U134 | -U142 | -U150 | -U158 | -237 | | | | | | | | | | | | |
| PL40P | 1.778 | 2A | -31 | -32 | -33 | -34 | -35 | -193 | | -47 | -55 | -63 | -71 | -79 | -208 | -87 | -95 | -103 | -111 | -119 | -223 | -127 | -135 | -143 | -151 | -159 | -238 | | | | | | | | | | | | |
| PL123 | 1.646 | 4 | -36 | -37 | -38 | -39 | -40 | -194 | | -48 | -56 | -64 | -72 | -80 | -209 | -88 | -96 | -104 | -112 | -120 | -224 | -128 | -136 | -144 | -152 | -160 | -239 | | | | | | | | | | | | |
| UPL123 | | | -161 | -162 | -163 | -164 | -165 | -195 | | -166 | -167 | -168 | -169 | -170 | -210 | -171 | -172 | -173 | -174 | -175 | -225 | -176 | -177 | -178 | -179 | -180 | -240 | | | | | | | | | | | | |
| BJ26 | | | SEE 22-09 | | | | | | | | | | | | | | | | | | | | | | | | | | | | | | | | | | | | |
| UBJ26 | | | | | | | | | | | | | | | | | | | | | | | | | | | | | | | | | | | | | | | |
| BJ46 | | | | | | | | | | | | | | | | | | | | | | | | | | | | | | | | | | | | | | | |
| UBJ46 | | | | | | | | | | | | | | | | | | | | | | | | | | | | | | | | | | | | | | | |

TABLE 2 8

JACK POLARIZATION CHART (BJ77 AND BJ77RG ONLY)

| KEYING LETTER | A DEGREES | B DEGREES | C DEGREES | COLOR BAND |
|---|---|---|---|---|
| NONE | 120° | 120° | 120° | NONE |
| T | 100° | 150° | 110° | RED |
| U | 120° | 130° | 110° | ORANGE |
| V | 115° | 130° | 115° | YELLOW |
| W | 125° | 110° | 125° | GREEN |
| X | 130° | 100° | 130° | BLUE |
| Y | 110° | 140° | 110° | VIOLET |
| Z | 100° | 160° | 100° | GRAY |
| S | 135° | 135° | 90° | WHITE |

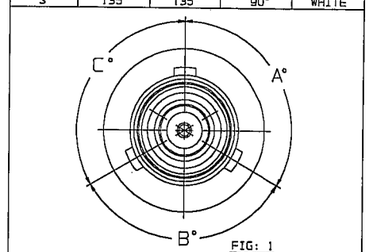


FIG: 1
SCALE: 4/1
KEYING LTR: NONE

8 POLARIZATION OPTIONAL ONLY ON BJ77 AND BJ77RG, SEE TABLE 2

7 ADD .020 TO "A" DIM FOR ADAPTERS WITH "G" PREFIX

6. EXAMPLE OF COMPLETE PART NO:

22-01-G 1 - X
- PART NO
- 3
- DASH NO
- POLARIZATION LETTER CODE OMIT FOR NONE 8

5. EXAMPLE OF COMPLETE MODEL NO:

AD - BJ77 RG X - E1 - U CJ20
- ADAPTER
- (P1) CONN TYPE
- RG = REVERSE GENDER; OMIT FOR NORMAL GENDER
- POLARIZATION LETTER CODE IF REQ'D SEE TABLE 2 8
- SCHEMATIC
- U = 75 OHM; OMIT FOR 50 OHM
- (P2) CONN TYPE, (U INDICATES 75 OHM)

4. BETWEEN SERIES ADAPTERS: 2-LUG, 3-LUG, 4-LUG AND THREADED CONCENTRIC TWINAX/TRIAX BNC TYPE TO COAXIAL 50 & 75 OHM BNC/TNC & PUSH-ON PLUG/JACK

3 FOR OPTIONAL GROUND LUG ADD PREFIX "G" TO DASH NO

2. FINISH TFS-1A (NICKEL)

1. ALL DIM ARE IN INCHES

SCHEMATICS

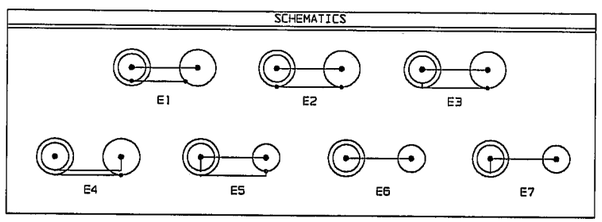


# RED INDICATES ORIGINAL

FIG 1 (P1)
FIG 1A (P1)

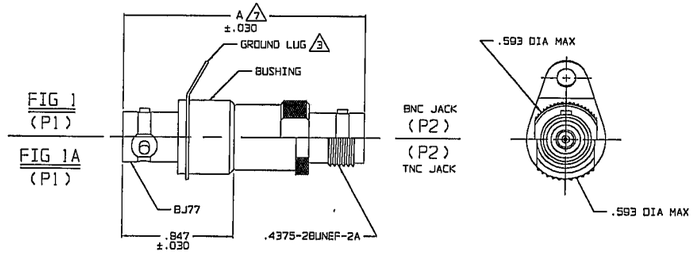


FIG 2 (P1)
FIG 2A (P1)

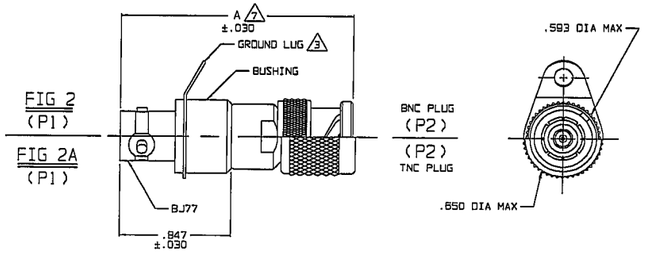


FIG 3 (P1)
FIG 3A (P1)

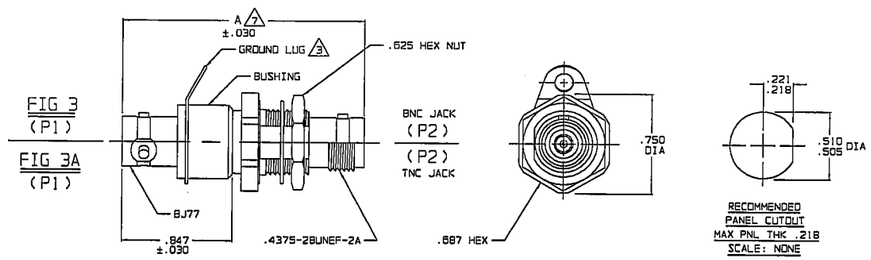


FIG 4 (P1)

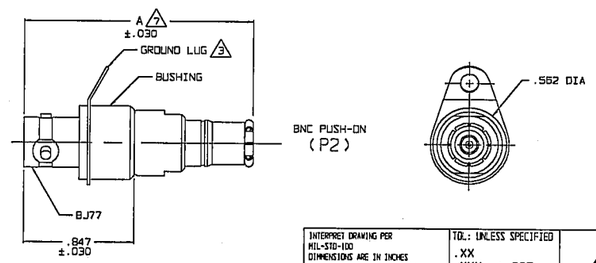


| | | | |
|---|---|---|---|
| INTERPRET DRAWING PER MIL-STD-100. DIMENSIONS ARE IN INCHES AND INCLUDE FINISH THICKNESS UNLESS OTHERWISE SPECIFIED | | TOL.: UNLESS SPECIFIED .XX .XXX ±.005 .XXXX ANGLES | TROMPETER ELECTRONICS, INC. |
| DRAWN AAH | DATE 7-22-03 | MATERIAL: | TITLE: ADAPTER: BJ77, BJ77RG/8 BJ77TL, BJ77FL, BJ377 TO BNC/TNC SERIES |
| CHECKED DD | 7-22-03 | | |
| QUALITY | 7/23/03 | FINISH: | |
| MANCR 030 | 7/23/03 | | SIZE B · CAGE CODE 14949 · DRAWING NO. 22-01 · REV. K |
| APPROVED WSB | 7/23/03 | | |
| NEXT ASSY | CAD FILE NO. 22-01K | DO NOT SCALE DWG | SCALE NONE · DATE: 2-25-85 · SHEET 1C |