GENERAL TOLERANCE											
	10 MAX	50 MAX	100 MAX	250 MAX	250 OVR	R5 MAX	R10 MAX	R20 MAX	R20 OVR	ANGLE	ECCENT
A	±0.15	±0.2	±0.3	±0.5	±0.75	±0.2	±0.3	±0.5	±2.5	±3°	0.1
B	±0.2	±0.3	±0.55	±0.95	±1.4					±3°	0.1
Ⓒ	±0.3	±0.5	±0.8	±1.4	±2					±3°	0.15

TABLE 1

SUB ASSEMBLY PART NO. AND CH. CODE	NO.	PART NO. AND CH. CODE	MATERIAL	COLOR	QTY.
△1 7283-2764-30 ETC.	①	△1 SEE TABLE 2	PBT	△1 SEE TABLE 2	1
	②	7158-6624	PBT-G	NATURAL	1
	③	7137-2779-80	SILICONE RUBBER	BROWN	1

TABLE 2

SUB ASSEMBLY PART NO. AND CH. CODE	PART NO. AND CH. CODE	COLOR
△1 7283-2764	7183-2764	NATURAL
7283-2764-30	7183-2764-30	BLACK
△2 7283-2764-40	7183-2764-40	LIGHT GRAY

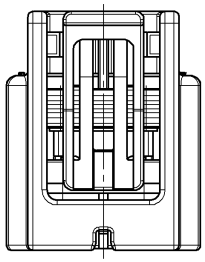

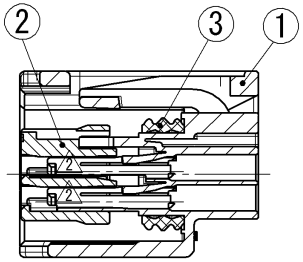

SEC. A-A

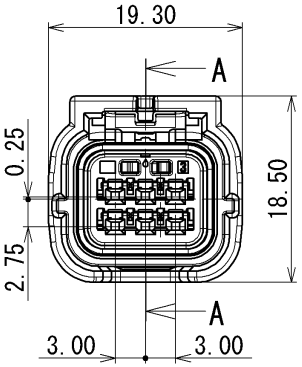

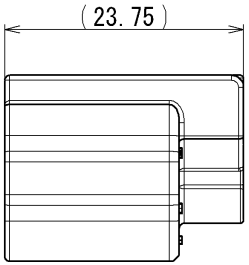

注記

△1 1. かん合相手品番 : 7282-2764-30 ETC.
2. 適用端子品番 : 7116-4415-02
: 7116-4416-02
: 7116-4417-02
3. 適用ゴム栓品番 : 7158-3165-90
: 7158-3166-60
: 7158-3167-80
: 7158-3168-80
4. 適用防水栓品番 : 7158-3169-40

NOTES

△1 1. MATING PART NO. : 7282-2764-30 ETC.
2. APPLICABLE TERMINAL NO. : 7116-4415-02
: 7116-4416-02
: 7116-4417-02
3. APPLICABLE SEAL RUBBER NO. : 7158-3165-90
: 7158-3166-60
: 7158-3167-80
: 7158-3168-80
4. APPLICABLE UNUSED CAVITY PLUG : 7158-3169-40

ISSUE MARK

LET	DATE	REVISION RECORD	NO.	CHKD
△2	12/08/31	ADDED PART NO., ETC.	C12-Z787	E.I
△1	05/03/14	ADDED PART NO., ETC.	C05-Z399	K.N
	04/07/08	NEW	C04-Z729	K.N

GENERAL TOLERANCE							
	10MAX	50MAX	100MAX	250MAX	250OVR	ANGLE	ECCENT
A	±0.15	±0.2	±0.3	±0.5	±0.75	±30'	0.1
B	±0.2	±0.3	±0.55	±0.95	±1.4	±30'	0.1
C	±0.3	±0.5	±0.8	±1.4	±2	±30'	0.15

SPECIFIED

MASS g

CUSTOMER

CUSTOMER PART NO. | CUSTOMER DWG NO.

OFFICE | TRIAL PART NO.

VENDOR

VENDOR NO.

DWG TYPE	DWG SOURCE	DWG DATE	UNIT	SCL	ANGLE
R	NEW	04/07/08	mm	2:1	3

APPROVED	CHECKED	CHECKED	DESIGN	DRAWN
H.KANDA	K.SAWAIRI		K.NIIHO	E.ITALIA
12/08/31	12/08/31		04/06/17	12/08/31

MATL. SPEC. SEE TABLE | TREAT. & FIN.

NAME △2 HS 025 6P SEALED HOUSING SUB ASSEMBLY FEMALE

PART NO. CH. CODE △1 7283-2764-30 ETC.

DWG NO. 7283-2764-30:R | SET DWG NO.

YAZAKI CORPORATION