(2/1)

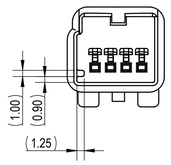

7282-6560-40
KEYWAY A

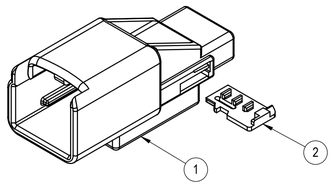

EXPLODED VIEW
(2/1)

SUB-ASSEMBLY PART NUMBER	NO.	PART NUMBER	PART NAME	MATERIAL	COLOR	QUANTITY
7282-6560-40	1	7182-6560-40	4P 0.64mm UNSEALED MALE CONNECTOR HOUSING	PBT-GF15	LIGHT GRAY	1
	2	7158-5739-90	4P 0.64mm UNSEALED CONNECTOR ISL	PBT-GF15	BLUE	1

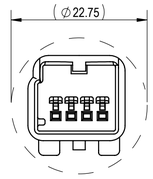

RECOMMENDED PASS-THROUGH
HOLE DIMENSION
(1mm CLEARANCE ALL AROUND)
(2/1)

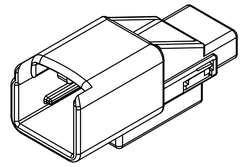

FRONT ISOMETRIC VIEW
(2/1)

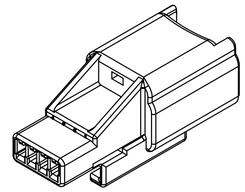

REAR ISOMETRIC VIEW
(2/1)

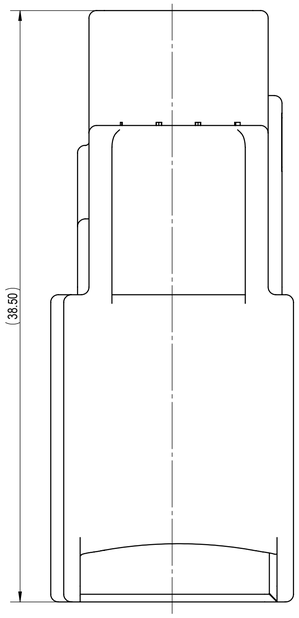

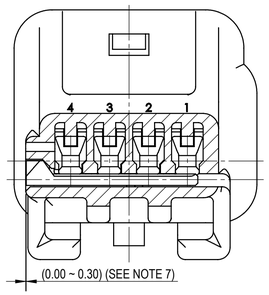

SECTION B-B

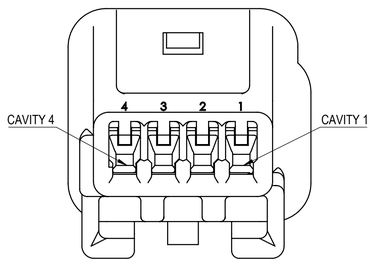

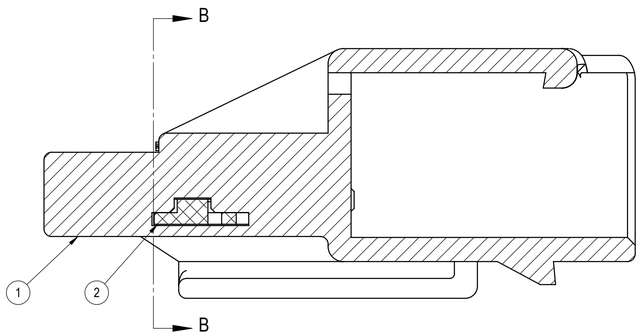

SECTION A-A

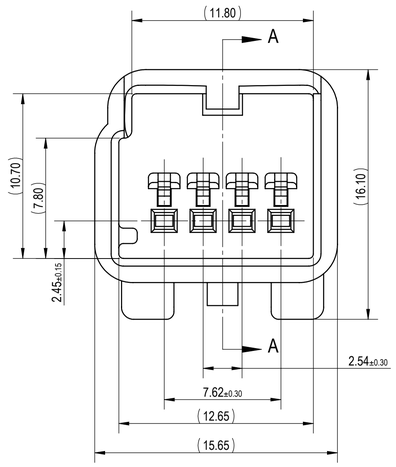

NOTES:

1. PARTS MUST BE PURCHASED FROM YAZAKI.
2. PARTS MUST BE FREE OF FLASH AND IMPERFECTIONS THAT AFFECT FUNCTION.
3. APPLICABLE TERMINAL: SEE 7114-4720-02:R DRAWING (0.64 YESC UNSEALED)
   MAX WIRE OD: 2.20mm
4. MATING PART NUMBER: 7283-6560-40, ETC.
5. PART SATISFIES USCAR 2, REV. 3 , APRIL 2001, (T2/V1/S1)
6. PART TO COMPLY WITH YPES-31-038 REQUIREMENTS.
7. THIS DIMENSION SHOWS THE PRE-SET POSITION OF THE ISL.
8. THIS DRAWING IS TO BE USED FOR INTERNAL YAZAKI PSW SUBMISSION.
9. CLIP SLOT: 11mm CLIP SLOT. (BASED ON USCAR 11mm CLIP SLOT, EWCAP-005-11, REV. C)
10. HANDLING MANUAL NUMBER: YPES-15-563

GENERAL TOLERANCE											
	10MAX	50MAX	100MAX	250MAX	250OVR	R5 MAX	R10 MAX	R20 MAX	R20 OVR	ANGLE	ECCENT
A	±0.15	±0.20	±0.30	±0.50	±0.75					±3°	0.1
B	±0.20	±0.30	±0.55	±0.95	±1.40	±0.20	±0.30	±0.50	±2.50	±3°	0.1
C	±0.30	±0.50	±0.80	±1.40	±2.00					±3°	0.15
SPECIFIED										MASS (3.90) g	

LET	DATE	REVISION RECORD	NO.	CHKD
-	07-12-2018	NEW	C18-A619	A.C.

CUSTOMER						
CUSTOMER PART NO.		CUSTOMER DWG NO.				
OFFICE	YNA	TRIAL PART NO.				
VENDOR						
VENDOR NO.						
DWG TYPE	DWG SOURCE	DWG DATE	UNIT	SCL	ANGLE	
R	7282-6560-40:M	07-12-2018	mm	5/1	3	
APPROVED	CHECKED	CHECKED	DESIGN	DRAWN		
JUSTIN GERWATOWSKI	James Littek 2018.07.16 08:12:52 - 04'00'		NORM REZMER 08-14-2000	ALEJANDRO CALLEROS 07-13-2018		

MATL. SPEC. SEE TABLE | TREAT. & FIN. N/A

NAME 4P 0.64mm YESC UNSEALED MALE CONNECTOR SUB-ASSEMBLY

PART NO. / CH. CODE 7282-6560-40

DWG NO. 7282-6560-40:R

YAZAKI CORPORATION

ISSUE MARK