THIS DRAWING IS UNPUBLISHED. RELEASED FOR PUBLICATION 14JAN ,2003.
© COPYRIGHT 2004 By – ALL RIGHTS RESERVED.

LOC	DIST
E	B

REVISIONS

P	LTR	DESCRIPTION	DATE	DWN	APVD
	C	ECR–06–021030	20/09/06	AM	FWK
	C1	REVISED PER ECO–09–024606	02NOV09	KK	AEG
	C2	ECR–10–022205	01FEB11	KK	HMR

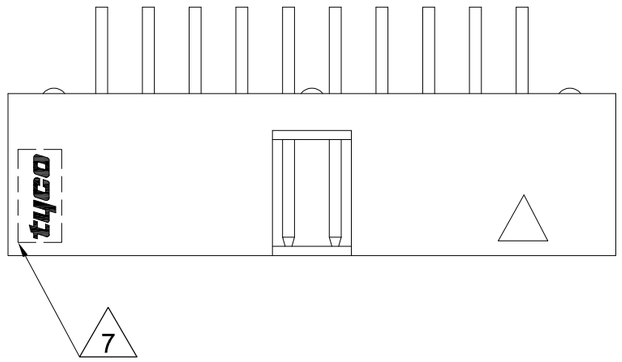

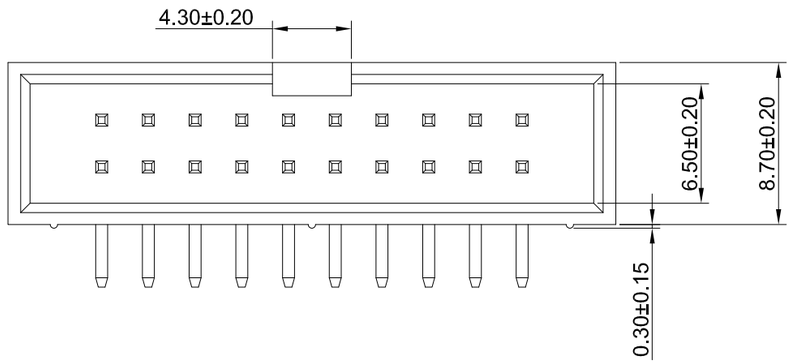

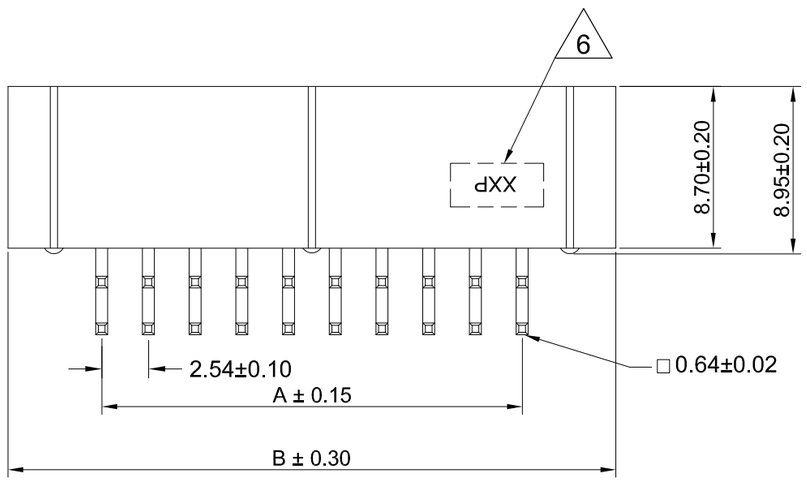

Recommended P.C.Board Hole Layout

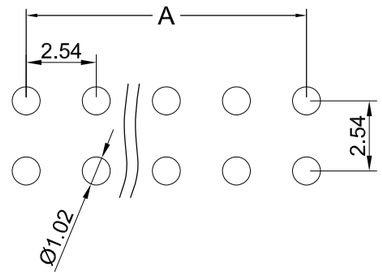

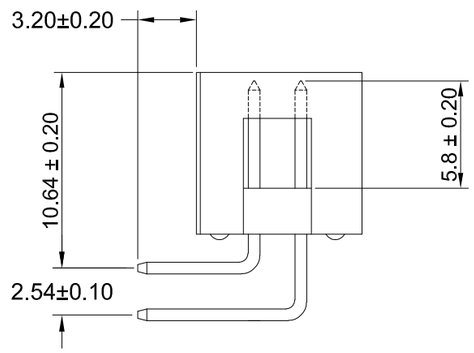

NOTES

1. FOR TECHNICAL DATA REFER TO YOUR LOCAL TYCO ELECTRONICS SALES OFFICE.

2. ALL DIMENSIONS ARE NOMINAL FOR REFERENCE ONLY UNLESS OTHERWISE STATED.

3. RATING
   3.1 RATING : 3 AMPS
   3.2 OPERATING TEMPERATURE : - 40°C TO +105°C

4. ELECTRICAL SPECIFICATION
   4.1 INSULATION RESISTANCE
   5000 MΩ MINIMUM
   4.2 WITHSTAND VOLTAGE
   500V AC

5. MATERIALS
   5.1 CONTACT - BRASS, POST PLATE
   Au 0.25µm (10µinch) IN CONTACT AREA
   Sn 2 TO 3µm (80 TO 120µinch) IN SOLDER AREA.
   5.2 HOUSING - BLACK NYLON 6T UL 94V-0

6. NUMBER OF CONTACT POSITIONS TO BE INDICATED IN AREA SHOWN.
   XX = NUMBER OF POSITONS.

7. TYCO LOGO TO BE PRESENT IN AREA INDICATED.

8. OBSOLETE PARTS: OBSOLETE CIS STREAMLINING PER D.RENAUD/D.SINISI

	A	B	No Of Contacts	TE Part No
8 OBSOLETE	78.74	88.93	64	~~6-1634689-4~~
OBSOLETE	73.66	83.85	60	~~6-1634689-0~~
	60.96	71.15	50	5-1634689-0
	48.26	58.45	40	4-1634689-0
	40.64	50.83	34	3-1634689-4
	30.48	40.67	26	2-1634689-6
	22.86	33.05	20	2-1634689-0
	17.78	27.97	16	1-1634689-6
	15.24	25.43	14	1-1634689-4
	10.16	20.35	10	1-1634689-0
	Dimensions			

THIS DRAWING IS A CONTROLLED DOCUMENT.

DIMENSIONS: mm

TOLERANCES UNLESS OTHERWISE SPECIFIED:
0 PLC ± –
1 PLC ± –
2 PLC ± 0.2
3 PLC ± –
4 PLC ± –
ANGLES ± 3°

MATERIAL –
FINISH –

DWN A.MOREY 14JAN04
CHK J.SANDWELL 14JAN04
APVD F.WHEELER–KING 14JAN04
PRODUCT SPEC —
APPLICATION SPEC —
WEIGHT —

TE Connectivity

NAME BOX HEADER RIGHT ANGLED

SIZE A3 | CAGE CODE 00779 | DRAWING NO C–1634689 | RESTRICTED TO —

CUSTOMER DRAWING | SCALE NTS | SHEET 1 OF 1 | REV C2

OBSOLETE
NOT the LATEST REVISION