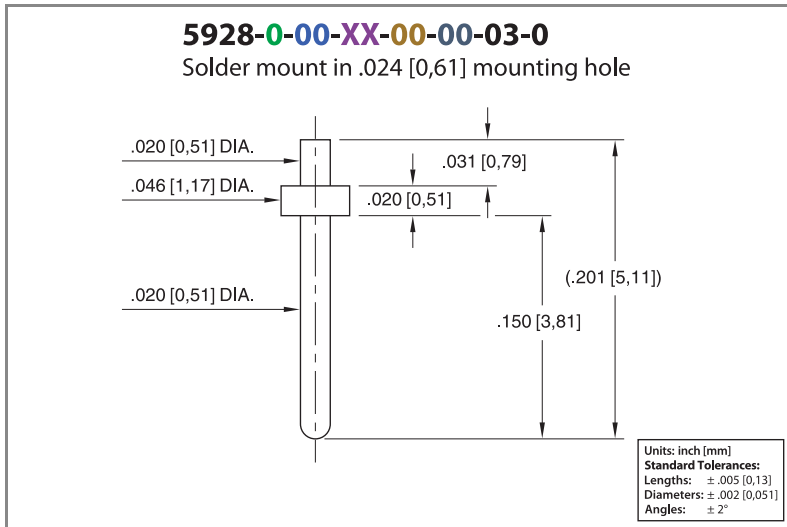


PRODUCT NUMBER: 5928-0-00-15-00-00-03-0




DESCRIPTION

Solder Mount PCB Pin

Current Rating:

Application Specific 

Operating Temperature Range:

-55/+125° C 

Mounting Feature:


Through-Hole Solder Mount

Tail Type: Solder tail

Mounting Hole: .024" (0,610mm)

Tail Diameter: .020" (0,508mm)

Packaging: 00 - Packaged in Bulk

Shell Plating	Contact Plating	ROHS
10 μ " Gold over Nickel	No Plating on Inner Contact	

STANDARD TOLERANCES ON PCB TERMINAL PINS & RECEPTACLES

Diameters $\pm .002$ "

Lengths $\pm .005$ "

Angles $\pm 2^\circ$

STANDARD TOLERANCES ON SPRING-LOADED PINS


Diameters $\pm .002$ "

Lengths $\pm .006$ "

Angles $\pm 2^\circ$

ADDITIONAL NOTES & SPECIFICATIONS

In the interest of improved design, quality and performance, Mill-Max reserves the right to make changes in its specifications without prior notice. Specifications and tolerances are provided wherever possible. The tolerance on dimensions of critical to function features is typically held tighter than the stated standard tolerances, such as press-fits, holes and lengths affecting the coplanarity of SMT products. Due to the wide variety of interconnects Mill-Max offers, the specific tolerances vary from product to product. If you need information regarding the tolerance of a particular part, please contact Technical Services.

 © 2021 Mill-Max Mfg. Corp.
190 Pine Hollow Rd, Oyster Bay, NY 11771, USA
Phone: 516.922.6000