Connector Location A

Connector Location B

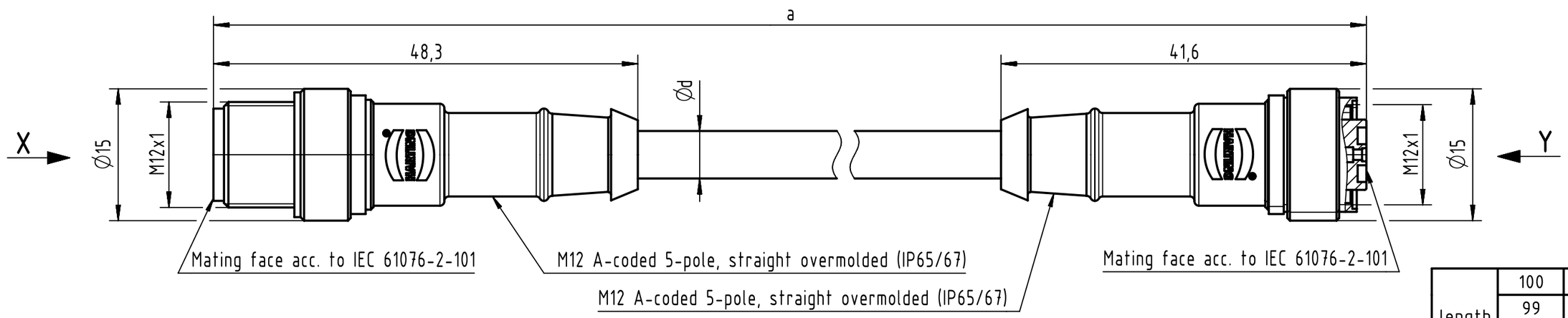

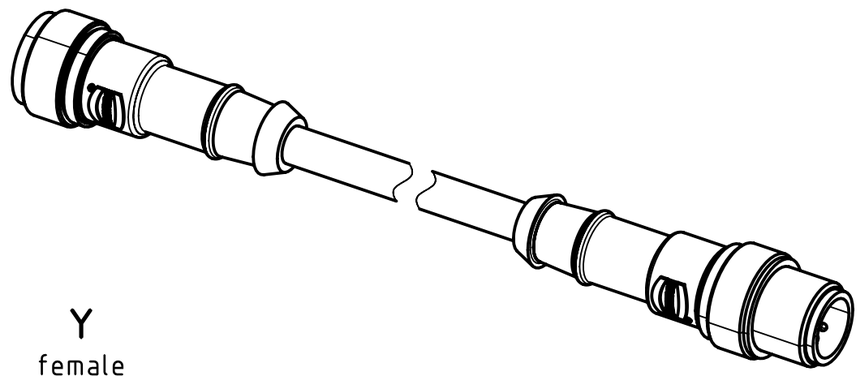

Loading Plan for PUR cables

1	brown	1
2	white	2
3	blue	3
4	black	4
5	green/yellow	5

X
male

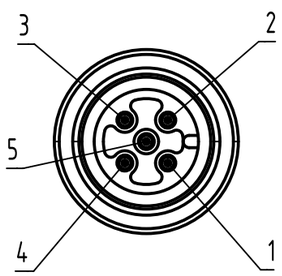

Loading Plan for PVC cables

1	brown	1
2	white	2
3	blue	3
4	black	4
5	grey	5

Y
female

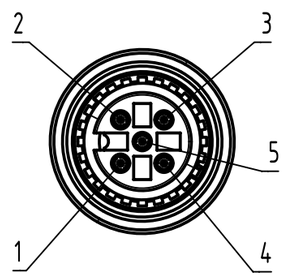

Loading Plan for TPE cables

1	brown	1
2	white	2
3	blue	3
4	black	4
5	green	5

a [m]	Tolerance
6.0 to 100	±1%
0.6 to 5.9	+0.04
0.2 to 0.5	+0.02

Step	a [m]	XXX
length in "1m" step	100	XXX=000
	99	XXX=990
	. .	. .
	12	XXX=120
	11	XXX=110
length in "0.1m" step	10	XXX=100
	9.9	XXX=099
	9.8	XXX=098
	. .	. .
	0.5	XXX=005
	0.4	XXX=004
	0.3	XXX=003
	0.2	XXX=002

Part no.	213501025XXXXX

Dim. d[mm]	Temp. range flexible	Temp. range fixed	Type of cable	XX
4.5±0.15	-25°C ... +80°C	-40°C ... +80°C	PUR, black/dark grey, 5x0.34mm²	XX=02
4.5±0.15	-25°C ... +80°C	-40°C ... +80°C	PUR, yellow, 5x0.34mm²	XX=07
5.3±0.1	-10°C ... +80°C	-25°C ... +80°C	PVC, black/dark grey, 5x0.34mm²	XX=12
5.3±0.1	-10°C ... +80°C	-25°C ... +80°C	PVC, yellow, 5x0.34mm²	XX=17
5.45±0.25	-40°C ... +80°C		TPE, black/dark grey, 5xAWG 22/19	XX=22
5.45±0.25	-40°C ... +80°C		TPE, yellow, 5xAWG 22/19	XX=27

All Dimensions in mm | Tech. Character. | Free size tol. | According to production drawing

All rights reserved

Department HCS - Global

HARTING, Inc. of North America
Elgin, IL 60123

Created by	Inspected by	Standardisation	Date	State
BANCIUD	402676	MUNTEANV	2020-07-03	Final Release

Title: M12 A-cod st/st m/f

Doc-Key / ECM-Nr.: 100845700/UGD/000/A 500000174754

Type: TB | Number: 213501025XXXXX | Rev.: A | Page: 1/1

A3