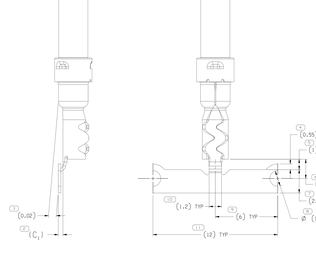

CARRIER VIEW
TYPE 101

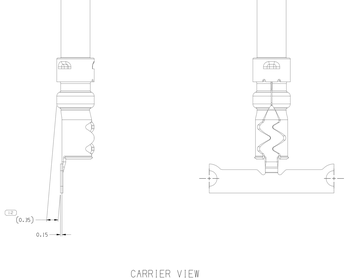

CARRIER VIEW
TYPE 102
SAME AS TYPE 101
EXCEPT AS SHOWN

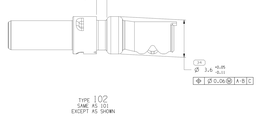

TYPE 102
SAME AS 101
EXCEPT AS SHOWN

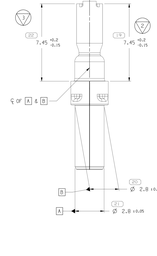

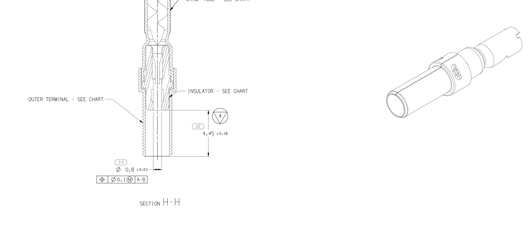

SECTION H-H

REELING DIRECTION
SCALE 1:2

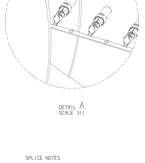

DETAIL A
SCALE 3:1



MAX CAMBER AFTER STAMPING TO BE
2.54 MM OVER A LENGTH OF 305 MM IN
EITHER POSITIVE OR NEGATIVE DIRECTION.

VIEW SCALE DOES NOT REFLECT
ACTUAL PART SIZE

TYPE 103
SAME AS TYPE 102
EXCEPT AS SHOWN

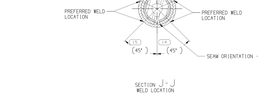

SECTION J-J
WELD LOCATION

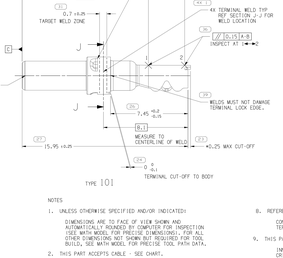

TYPE 101

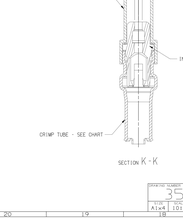

SECTION K-K

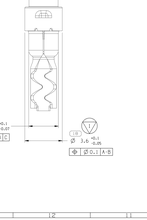

PACKAGING NOTES

1. TERMINALS MUST BE SINGLE WRAPPED ON TRD REEL WITH A 13(13.INCH OR EQUIVALENT CORE WIDTH WITH NON ABRASIVE SEPARATING MATERIAL.
2. PARTS SHOULD BE PLACED IN CLEAN PLASTIC BAGS AND SEALED. THE PLASTIC POLYETHLENE BAGS DURING PROCESSING, BAGS SHALL BE CLOSED DURING STORAGE AND SHIPMENT. NOTE: #4 LINED BOXES MAY BE SUBSTITUTED FOR POLYETHYLENE BAGS. REELS TO BE PROTECTED FROM SHIPPING DAMAGE.
3. FULL REEL WEIGHT NOT TO EXCEED 30 LBS.
4. CARRIER STRIP TO BE ON TO REEL FROM FINAL WORKSTATION WITH IN REELING ORIENTATION "A" AS PER ISO 5111(R01).

SPLICE NOTES

1. MUST USE LOOSE END SPLICES.
2. PAPER INTERLEAF AS REQUIRED.
3. FOR REELS WITH 3,500 OR LESS TERMINALS, THERE SHALL BE NO LESS THAN 500 TERMINALS BETWEEN SPLICE. FOR REELS WITH MORE THAN 3,500 TERMINALS, THERE SHALL BE NO LESS THAN 1,000 TERMINALS BETWEEN SPLICE.
4. ALL REELS CONTAINING SPLICES SHALL BE IDENTIFIED WITH A LABEL ON THE SAME SIDE AS THE TERMINAL IDENTIFICATION LABEL.

DRAWING NUMBER	SHEET	SIZE
35726365		
A1a4	1011 2 OF 2	1 OF 1 R 11

KEY PRODUCT CHARACTERISTICS

		TOTAL ON DRAWING	5
S/C DESCRIPTIONS		LAST NO. USED	5
NO. & TYPE	DESCRIPTION	RATIONALE	PTS	ZONE
1	S/C DIM 18	PWORS 571;111 COMPLIANCE	I	B12
2	S/C DIM 19	PWORS 571;111 COMPLIANCE	I	K12
3	S/C DIM 22	PWORS 571;111 COMPLIANCE	I	K13
4	S/C DIM 32	PWORS 571;111 COMPLIANCE	I	J8
5	S/C DIM 40	PWORS 571;111 COMPLIANCE	I	B10

QUALITY CUSTOMER INTERFACE (QCI)

INSPECTION SYMBOL	ZONE
21	H12
24	D8
27	D10
36	F7

SYMBOL DEFINITION

TOTAL NO. OF INSPECTIONS REQUIRED	41
LAST NO. USED	42

MISSING SYMBOLS
25, 28, 30

DWG STATUS				REVISION HISTORY		ECN	DR	CH	APV
S/C	CCI	SHEET	ALL						
090C22	R	01	-	2553076 - WAS PE4A3B9; 2553078 WAS PE4A9F8; 2553080 WAS PE4T6E2 AND ALL PARTS - RELEASE PART DRAWING		556864	DOH	DOH	DOH
100C22	R	02	-	ALL PARTS - (2.7) TARGET WELD ZONE WAS (1) TARGET WELD ZONE, Ø 3.6 +0.1/-0.05 Ø 0.05 A B WAS Ø 3.6 ±0.05 Ø 0.05 A B; ADDED DIM 42H TO QCI 36 ADDED CHAMFER VIEW, DELOCATED CHAMFER, ADDED CHAMFER TO ASSEMBLY NOTE AND REMOVED DIM 42B		562023	JAS	DLS	PRK
010C23	R	03	-	-	ALL PARTS - NAME DESCRIPTION WAS FOR TERM W WIRE SEAL SN SEALED	562263	JAK	AA	PRK
240E24	R	04	-	-	ALL PARTS - ADDED NOTES #8-11, DIMS #27, 28, 29, 30, 31, 32, 33, 34, 35, 36, 37, 38, 39, 40, 41, 42, 43, 44, 45, 46, 47, 48, 49, 50, 51, 52, 53, 54, 55, 56, 57, 58, 59, 60, 61, 62, 63, 64, 65, 66, 67,