

PCB END TERMINAL INFORMATION

ADDITIONAL ASSEMBLY INFORMATION

ASSEMBLE SHIELD CANS TO INNER CONNECTOR IN CORRECT ORIENTATION AS SHOWN BELOW.

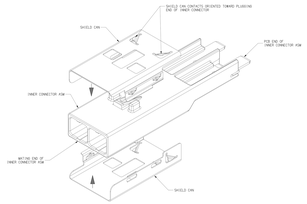

PROPERLY ASSEMBLED SHIELD CANS TO INNER CONNECTOR

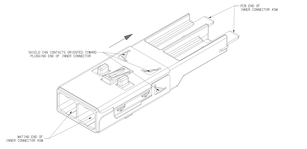

PROPRIETARY AND CONFIDENTIAL
35452507
NEXT ASSY USED ON
APPLICATION
UNLESS OTHERWISE SPECIFIED

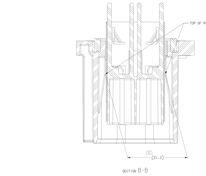

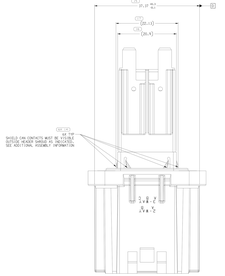

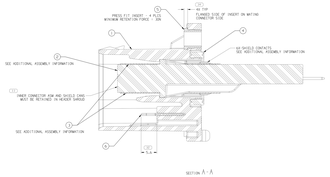

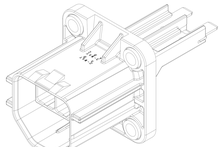

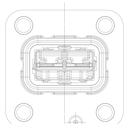

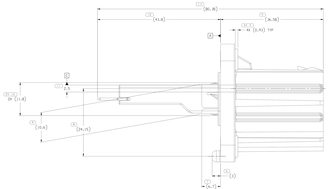

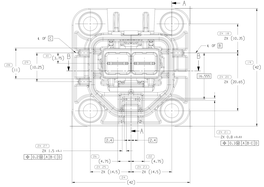



PROPRIETARY AND CONFIDENTIAL
35452507
NEXT ASSY USED ON
APPLICATION
UNLESS OTHERWISE SPECIFIED

SYMBOL DEFINITION		
A = CRITICAL TO FUNCTION AND INSPECTION REPORT SUBMITTAL REQUIRED. SYMBOL MUST BE PLACED ON THE DRAWING IN THE TRADITIONAL COMPONENT OVERVIEW.	TOTAL NO OF SYMBOLS REQUIRED	40
	LAST NO USED	24

REVISIONS							
SYMBOL	ZONE	REVISION	DESCRIPTION	DATE	DRAWN	CHK'D	APV'D
AA	A-2	A	CREATED PART DRAWING	15JUL07	JCH	TMS	TMS
AB	A-2	B	ITS ON SHT 1 & REV AA, 2 ADD, REV AB, 3 ADD, REV AC, 4 ADD, REV AD, 5 ADD, REV AE, 6 ADD, REV AF, 7 ADD, REV AG, 8 ADD, REV AH, 9 ADD, REV AJ, 10 ADD, REV AK, 11 ADD, REV AL, 12 ADD, REV AM, 13 ADD, REV AN, 14 ADD, REV AP, 15 ADD, REV AQ, 16 ADD, REV AR, 17 ADD, REV AS, 18 ADD, REV AT, 19 ADD, REV AU, 20 ADD, REV AV, 21 ADD, REV AW, 22 ADD, REV AX, 23 ADD, REV AY, 24 ADD, REVISED PER ECO-11-000151 REVISED PER ECO-11-000161	19OCT11	JAN	TMS
AC	A-2	C	REVISED PER ECO-12-000171	04OCT12	JAN	TMS
AD	A-2	D	REVISED PER ECO-13-000181	11JUL13	JAN	TMS
AE	A-2	E	REVISED PER ECO-14-000191	23JUL14	JAN	TMS
AF	A-2	F	REVISED PER ECO-15-000201	09OCT15	JAN	TMS
AG	A-2	G	REVISED PER ECO-16-000211	13JUL16	JAN	TMS
AH	A-2	H	PLATING SCALE WAS WRONG. SCALE WAS 10:1 WAS CHANGED TO 5:1 TO MAKE PATTERN FLOATSHOW FORMAT WAS 10:1	19OCT17	JAN	TMS
AJ	A-2	J	REVISED PER ECO-17-000221 ADDED ALL ELECTRICAL PARAMETERS, ADDED ALL ELECTRICAL TEST REQUIREMENTS, ADDED ALL ELECTRICAL TEST REQUIREMENTS, ADDED ALL ELECTRICAL TEST REQUIREMENT