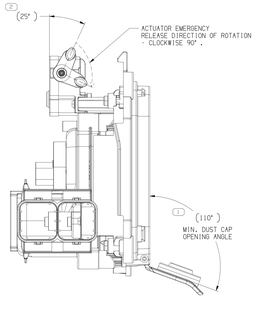
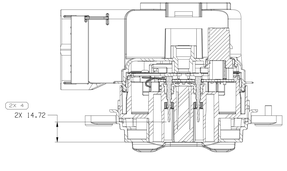
SYMBOL DEFINITION		MISSING SYMBOLS
A DIMENSION WITHOUT AN INSPECTION REPORT SYMBOL DOES NOT REQUIRE INSPECTION. IT MAY BE CONTROLLED ON THE INDIVIDUAL COMPONENT DRAWING.	TOTAL NO OF INSPECTIONS REQUIRED: 14	NO MISSING SYMBOL NUMBER
	LAST NO. USED: 10	

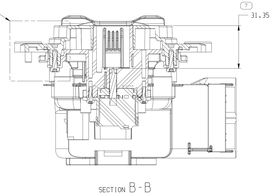
DWG STATUS				ZONE	REVISION HISTORY	AUTH	DR	APVD	APVD
DATE	ISSD	REV	M/P	CHG				1	2
15SE21	R	01	-	-	ALL PARTS - RELEASED PART DRAWING	954260	KRK	KRK	TM
07MR22	R	01	AA	-	ADDED "DC+" & "DC-" CALLOUTS	556790	LXA	LXA	MJR
02MY22	R	02	-	-	UPDATED GRAPHICS ONLY	557312	JS	JS	JP
05JL22	R	03	-	-	ADDED PN 35468816 IN BOM & NOTE #2, QTY #14 WAS 12 AND REMOVED ITEM #17 IN BOM	557945	KRK	KRK	MJR
25AU22	R	04	-	-	35684816 WAS 35453775 IN BOM CHART	558410	SDH	JAA	MJR
22SE22	R	04	AA	-	ADDED SWING VIEW AND QR LASER NOTE	558565	ESG	AHY	MJR
19OC22	R	04	AB	-	UPDATED PDM ATTRIBUTES	558795	MLR	GLO	MJR
09MR23	R	04	AC	-	UPDATED "LASER ENGRAVED" LABEL AND ADDED "SENSITIVE DIM" NOTE	559792	LGO	GLO	MJR



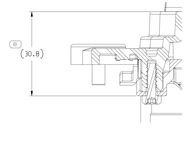
SWING VIEW



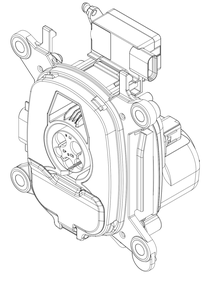
SECTION A-A

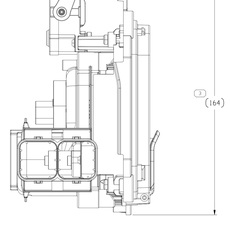


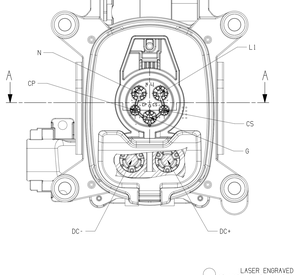
SECTION B-B

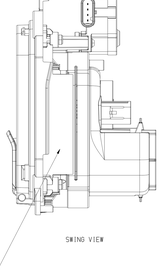


DETAIL D
SCALE 2:1



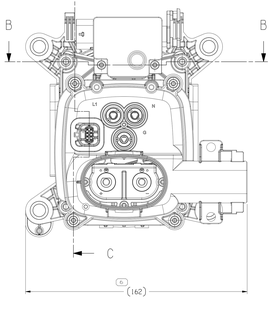


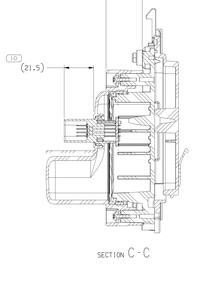




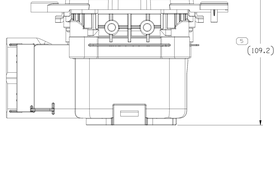
SWING VIEW

LASER ENGRAVED INCLUDES:
QR CODE, PART NUMBER, REVISION LEVEL AND HOUR OF PRODUCTION





SECTION C-C



NOTES

1. UNLESS OTHERWISE SPECIFIED AND/OR INDICATED:
 DIMENSIONS ARE TO FACE OF VIEW SHOWN AND AUTOMATICALLY ROUNDED BY COMPUTER FOR INSPECTION (SEE MATH MODEL FOR PRECISE DIMENSIONS). FOR ALL OTHER DIMENSIONS NOT SHOWN BUT REQUIRED FOR TOOL BUILD, SEE MATH MODEL FOR PRECISE TOOL PATH DATA.
2. FOR HARNESS MANUFACTURING USE REFER TO ASSEMBLY MANUAL APTIV PN: 35477642_CUST2_S01 FOR DETAILED DESCRIPTION OF ALL ASSEMBLY STEPS/SEQUENCE OF OPERATIONS, END OF LINE TESTS, CHECKS AND ADDITIONAL NOTES.
3. PARTS MUST BE SPECIALLY PACKAGED TO PREVENT ANY DAMAGE DURING SHIPPING OR HANDLING. THE SHIPPING CONTAINER MUST BE LINED WITH PLASTIC LINERS. LINERS MUST BE SEALED TO AVOID FOREIGN MATTER
4. PARTS MUST BE FREE OF DUST, CARDBOARD FIBER, LOOSE METAL SLIVERS OR ANY PARTICULATE MATTER THAT MAY CAUSE FIT OR FUNCTION CONCERNS
5. FOR APPLICATION DATA SEE THE APPLICATION DRAWING.
6. FOR APTIV INTERNAL USE ONLY:
 ANY RELEVANT TOLERANCE UPDATES OR CHANGES MADE ON THIS DRAWING MUST ALSO BE REFLECTED ON 35446041-CUS02-S01.
7. GAGE CHECK MUST BE PERFORMED TO VERIFY TERMINAL POSITIONS AFTER ASSEMBLY. USE GAGE J305 BASED ON J1772 STD.
8. SENSITIVE DIM #14 REFERENCED IN LIMITED DRAWING.

19	35468116	M3 SS SCREW WITH EPDM WASHER	STAINLESS STEEL	4	PCS
18	35446076	ACTUATOR	-	1	PCS
17	-	-	-	-	-
16	M863S103	PARKER CHOMERICS GAP FILLER MATERIAL	-	1.5	GRAMS
15	35446069	REAR COVER	POLY CARBONATE COMPOUND	1	PCS
14	35259591	M3 SCREW	STEEL	8	PCS
13	35446078	COMBINED AC & DC TPA	POLYESTER COMPOUND	1	PCS
12	35548258	PERIPHERAL SEAL	SILICONE COMPOUND	1	PCS
11	35446051	DC POWER - ASM	COPPER ALLOY	1	PCS
10	35446049	DC POWER + ASM	COPPER ALLOY	1	PCS
9	35446047	AC SIGNAL PIN	COPPER ALLOY	2	PCS
8	35454632	PIN BLOCK SEAL	SILICONE COMPOUND	1	PCS
7	33103899	DC-0 RING	SILICONE COMPOUND	2	PCS
6	35684816	AC-DC PCBA ASSEMBLY	-	1	PCS
5	35446058	AC TERMINAL MATTE SEAL	SILICONE COMPOUND	1	PCS
4	35329575	M4 SCREW	STEEL	4	PCS
3	35446065	INLET HOUSING	POLYESTER COMPOUND	1	PCS
2	35446064	BEAUTY PLATE (INSERT MOLDED)	POLYESTER COMPOUND	1	PCS
1	35476855	FRONT DC DUST COVER	TPV + POLYPROPYLENE COMPOUND	1	PCS
S.NO	PART NO	DESCRIPTION	MATERIAL SPECIFICATION	QTY	UOM

DRAWING NUMBER: 35446041
SIZE A1x3 | SCALE 1:1 | FRAME NO 2 OF 2 | SHEET NO 1 OF 1 | REV R | NVH 04 | ECO AC

(N/A) PROCESS SENSITIVE DIMENSION

DIMENSIONS ENCLOSED IN () INDICATE REFERENCE DIMENSIONS AND NO TOLERANCE IS APPLIED TO REFERENCE DIMENSIONS.

DIMENSIONAL RANGE (MM)

0.5 TO 6	>6 TO 30	>30 TO 120	>120 TO 315	>315 TO 1000	>1000 TO 2000	>2000 TO 4000	>4000 TO 8000
TOLERANCE UNLESS OTHERWISE SPECIFIED							
±0.25	±0.5	±0.8	±1.2	±2	±3	±4	±5

ANGULAR TOLERANCE ±2°

THIRD ANGLE PROJECTION

DO NOT SCALE

USE MATH DATA

NX

•APTIV•

CONNECTION SYSTEMS

Chennai, India

COPYRIGHT 2021 APTIV. ALL RIGHTS RESERVED.

THIS DRAWING IS THE PROPERTY OF APTIV AND CONTAINS APTIV CONFIDENTIAL INFORMATION. IT MAY NOT BE COPIED OR USED FOR ANY PURPOSE WITHOUT THE EXPRESS WRITTEN AUTHORIZATION OF APTIV. BY ACCEPTANCE OF THIS DOCUMENT OR ITS RELATED CAD DATA, YOU AGREE TO NO COMMUNICATION OF ANY CONTENT TO COMPETITORS, WITHOUT EXPRESS AUTHORIZATION. IT'S PRIVATE!

	DATE
DR	
APVD1: R. KANNAN	15SE21
APVD2: R. KANNAN	15SE21
APVD3: T. MATHEWS	15SE21
APVD4	
APVD5	

SUBSTANCES OF CONCERN AND RECYCLED CONTENT(PARTS) (DRAFTED)

SEE CHART

DRAWING NAME

ASM CONN 5 M H/P 2500 SLD BASE 7 HV

DRAWING NUMBER: 35446041

SIZE A1x3 | SCALE 1:1 | FRAME NO 2 OF 2 | SHEET NO 1 OF 1 | REV R | NVH 04 | ECO AC

3544041

Apvd1: R.KANNAN 15SE21 Apvd2: R.KANNAN 15SE21 Apvd3: T.MATHEWS 15SE21 Time: 13:59:59