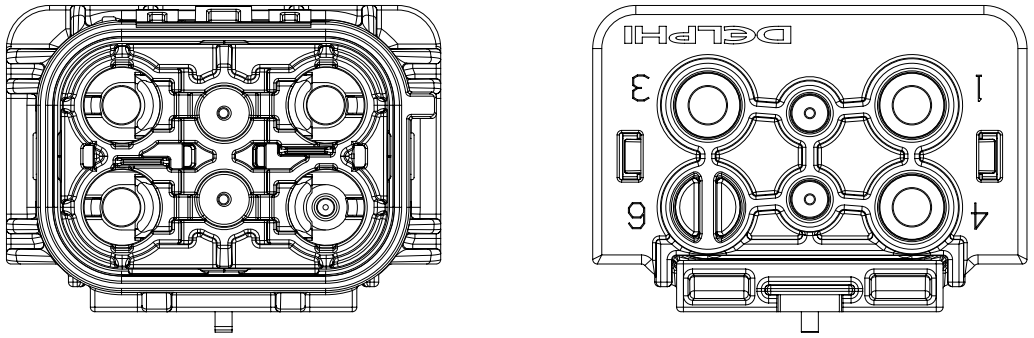

TYPE 102
SAME AS TYPE 101
EXCEPT AS SHOWN

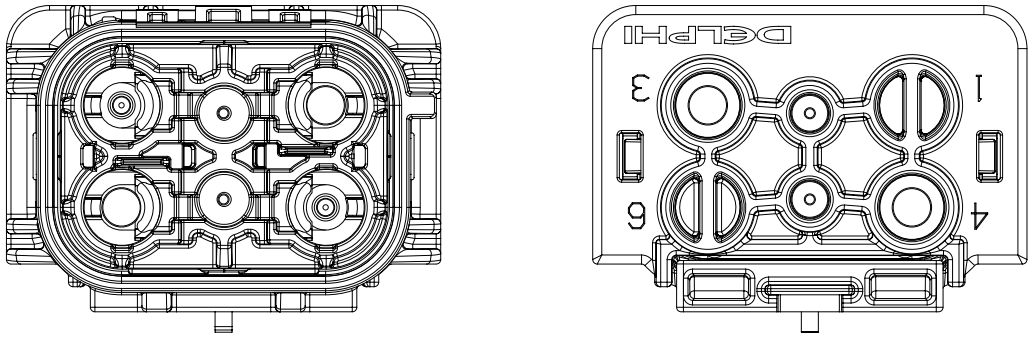

TYPE 103
SAME AS TYPE 101
EXCEPT AS SHOWN

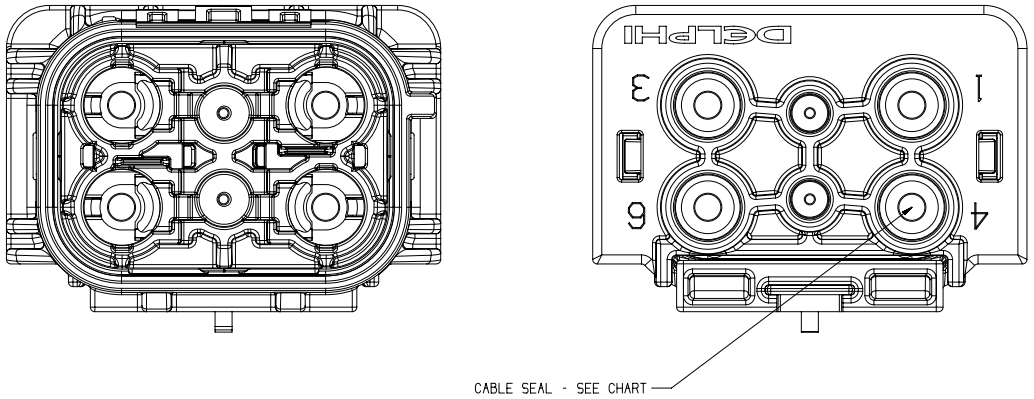

TYPE 104
SAME AS TYPE 101
EXCEPT AS SHOWN

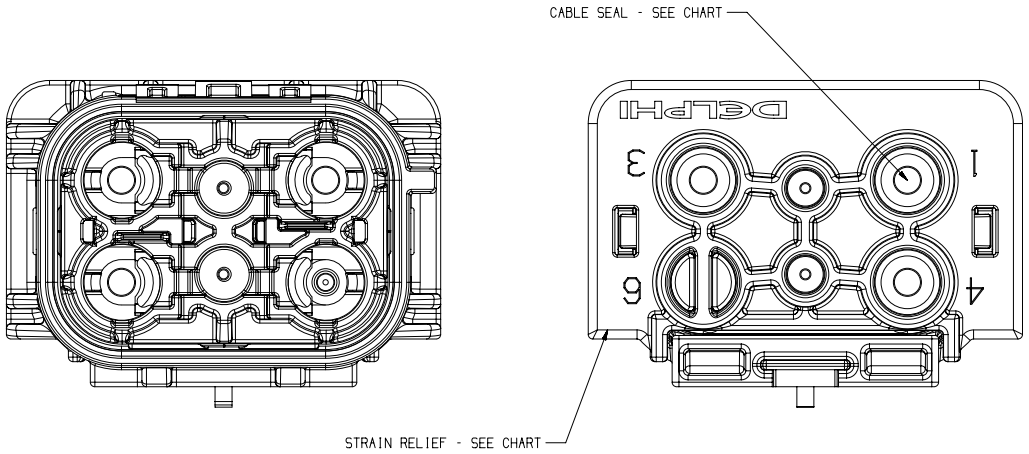

TYPE 105
SAME AS TYPE 102
EXCEPT AS SHOWN

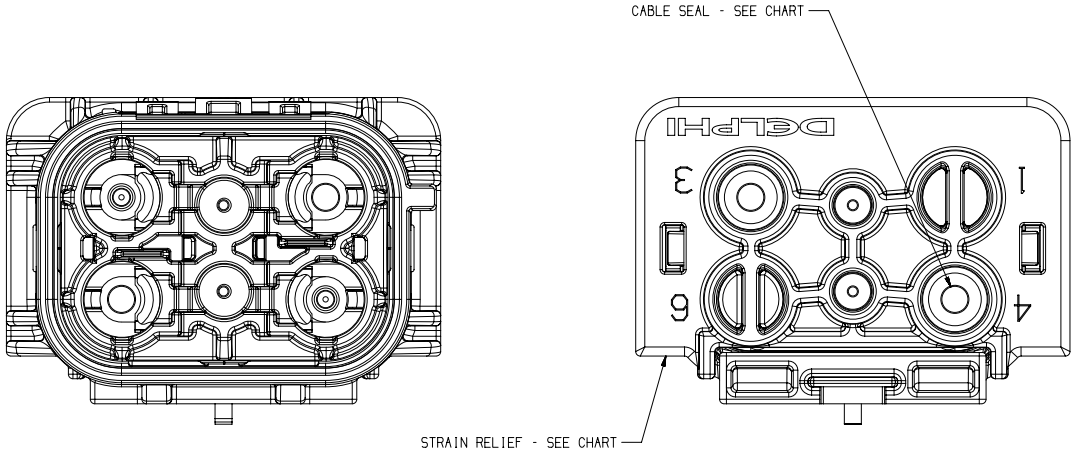

TYPE 106
SAME AS TYPE 103
EXCEPT AS SHOWN

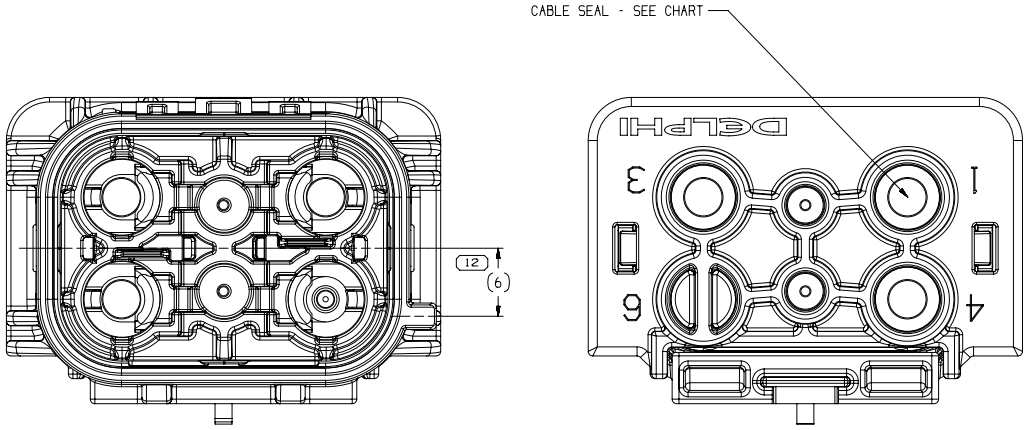

TYPE 107
SAME AS TYPE 101
EXCEPT AS SHOWN

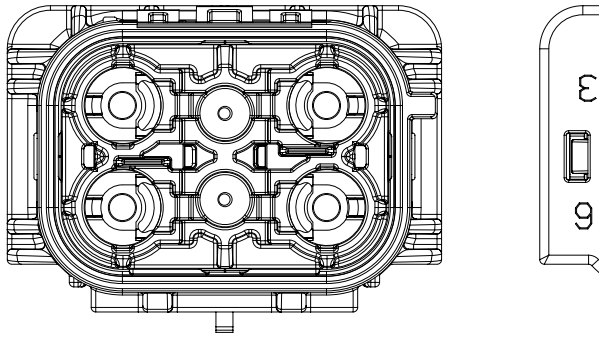

TYPE 108
SAME AS TYPE 101
EXCEPT AS SHOWN

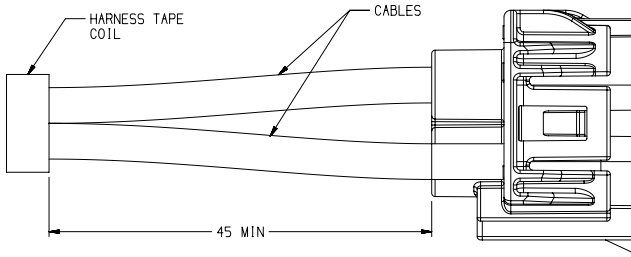

ADDITIONAL HARNESS INFOR
AUXILIARY RIGHT VIEW
SCALE 3:1

NOTES

1. THIS INFORMATION APPLIES TO EVERY CONNECTOR
TYPE AND VALIDATED CABLE SPECS.

2.4 & 1.0 TERMINAL & WIRE APPLICATION

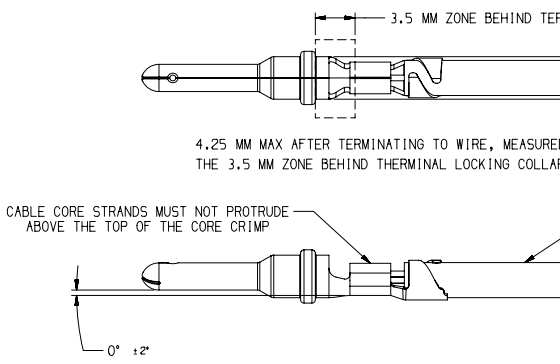
3.5 MM ZONE BEHIND TER
4.25 MM MAX AFTER TERMINATING TO WIRE, MEASURE
THE 3.5 MM ZONE BEHIND THERMINAL LOCKING COLLA
CABLE CORE STRANDS MUST NOT PROTRUDE
ABOVE THE TOP OF THE CORE CRIMP
0° ±2°

APTIV HES 2.4 TERMINAL - 13783284 OR EQUIVALENT WITH GOLD PLATED I
APTIV HES 1.0 TERMINAL - 13711545 OR EQUIVALENT WITH GOLD PLATED I

1. >25A CONTINUOUS CURRENT APPLICATIONS REQUIRE 5.0 - 6.0 mm² COPPE
2. GOLD PLATED TERMINAL INTERFACES ARE REQUIRED TO MEET USCAR-2 CO
3. TERMINAL TEMPERATURES NEED TO BE MEASURED IN THE APPLICATION TO
   - TERMINAL TEMPERATURE RISE OVER AMBIENT IS ≤30° C AT MAXIMUM C
   - TERMINAL TEMPERATURE (AMBIENT + RISE) IS ≤125° C AT MAXIMUM C
4. ELECTRIC VEHICLE CHARGING APPLICATIONS REQUIRE WIRE TO TERMINAL
   - SOLDERED CRIMPS ARE RECOMMENDED.

DRAWING NUMBER		
33130		
SIZE	SCALE	FRAME NO
A1×8	4:1	4 OF 4

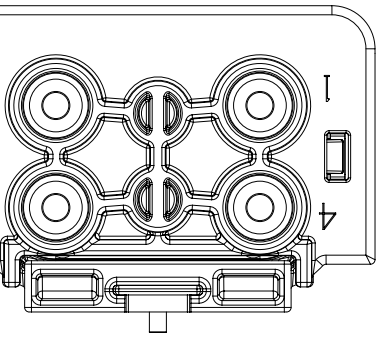

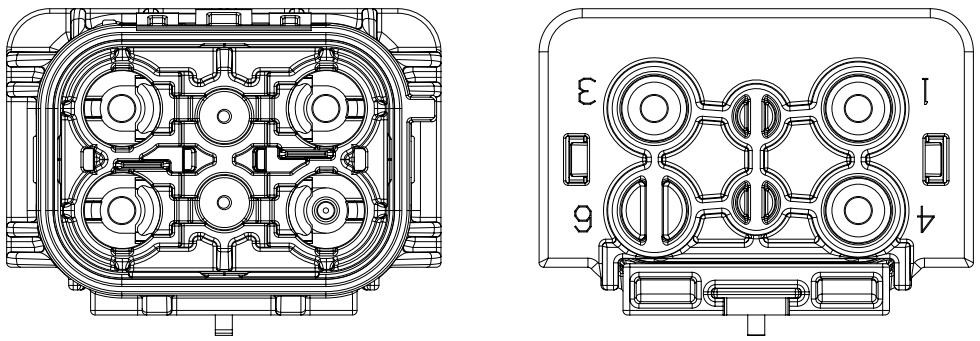

TYPE 109
SAME AS TYPE 101
EXCEPT AS SHOWN

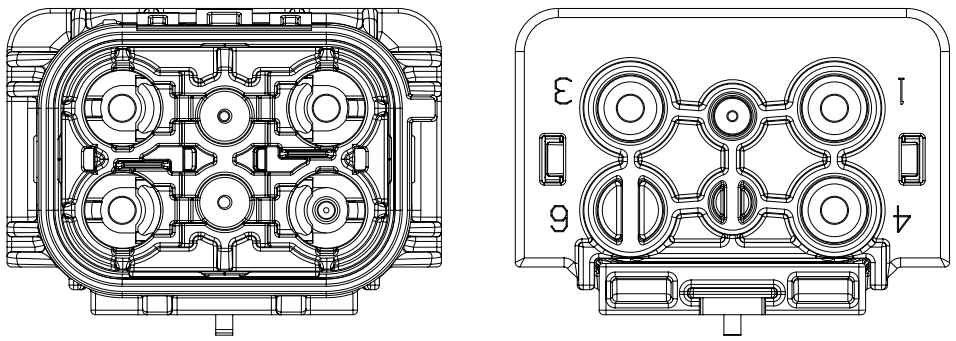

TYPE 112
SAME AS TYPE 105
EXCEPT AS SHOWN

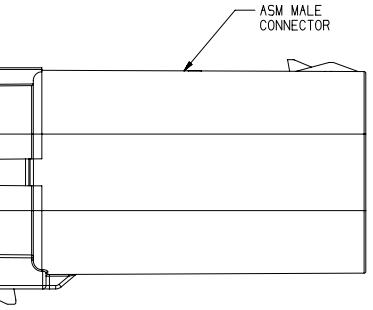

MATION

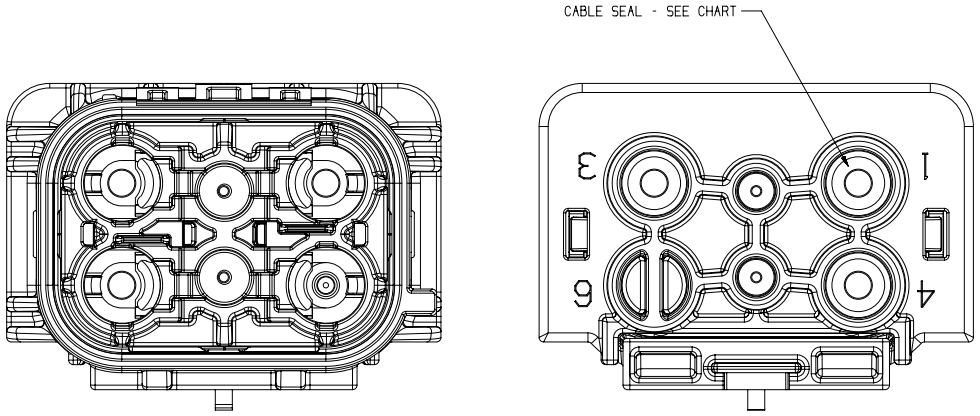

TYPE 110
SAME AS TYPE 107
EXCEPT AS SHOWN

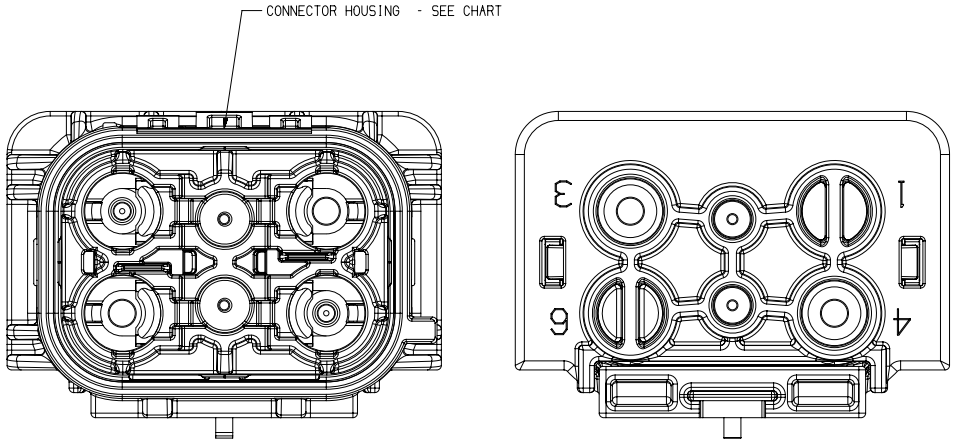

TYPE 113
SAME AS TYPE 106
EXCEPT AS SHOWN

REQUIREMENTS

RMINAL LOCKING COLLAR

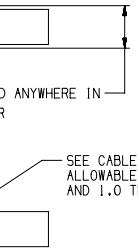
D ANYWHERE IN
R
SEE CABLE SEAL DWG 13885876 FOR
ALLOWABLE CABLE O.D. RANGES WITH 2.4
AND 1.0 TERMINALS

NTERFACE FOR POWER CIRCUITS.
NTERFACE FOR SIGNAL CIRCUITS.

R CONDUCTORS ON THE 2.4 TERMINALS.
NNECTOR ELECTRICAL CRITERIA.
INSURE THE FOLLOWING:
ONTINUOUS CURRENT.
ONTINUOUS CURRENT AND MAXIMUM AMBIENT.
INTERFACE RESISTANCE ≤0.2 mOhms.

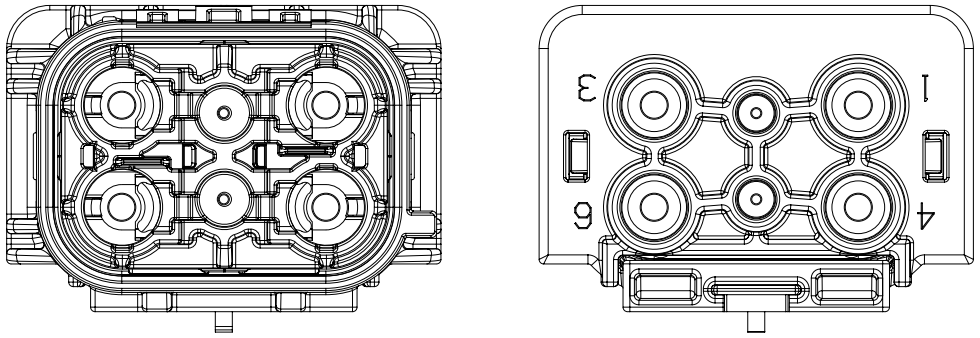

TYPE 111
SAME AS TYPE 101
EXCEPT AS SHOWN

452

EET NO	STG	REV	N/P
OF 1	R	18	-

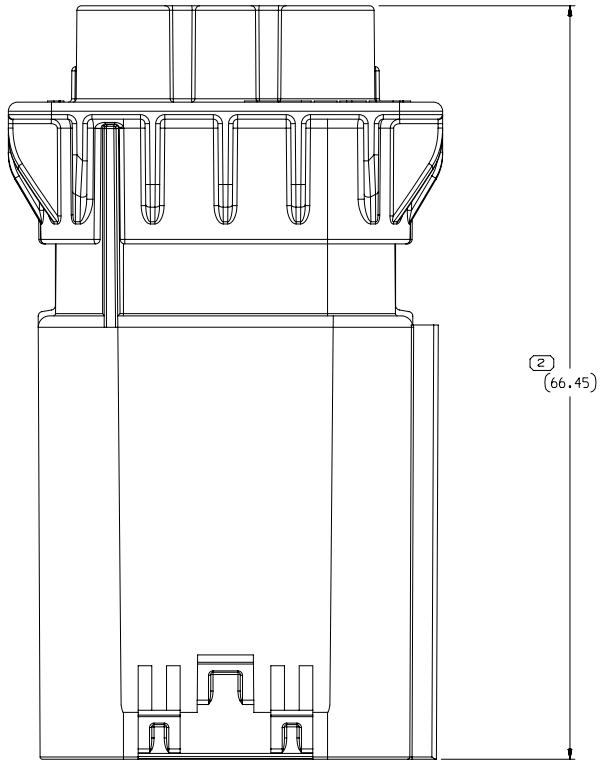

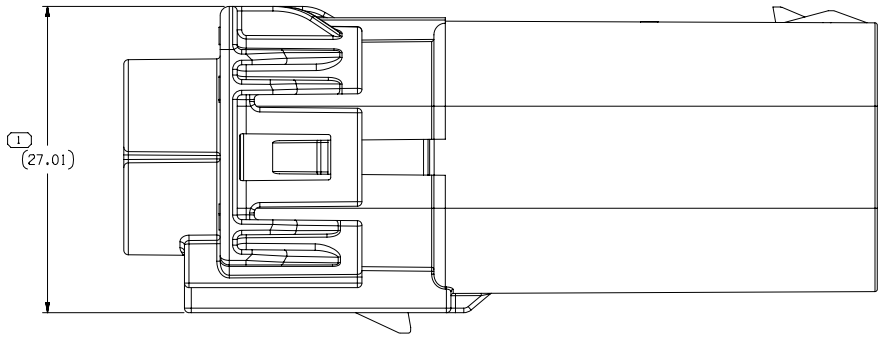

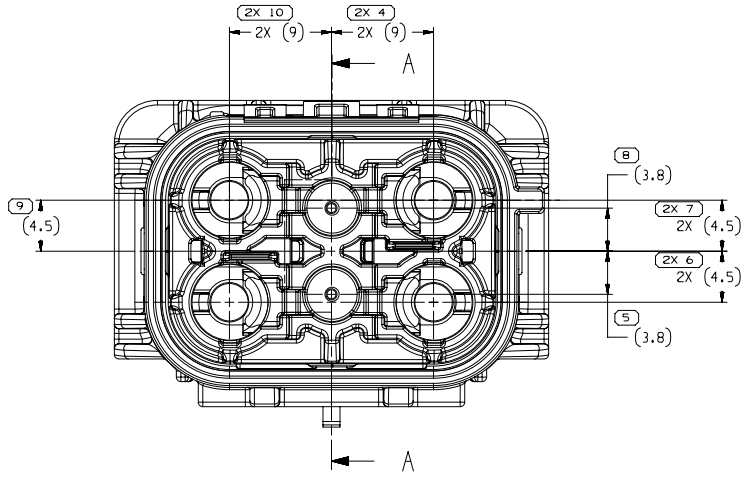

TYPE 101

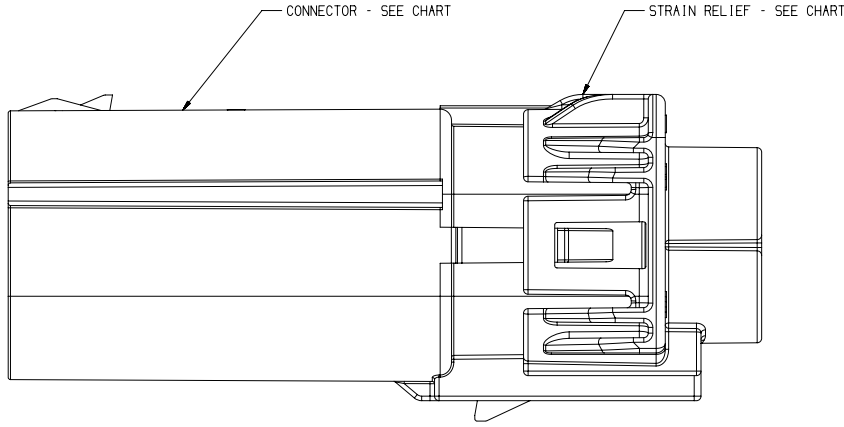

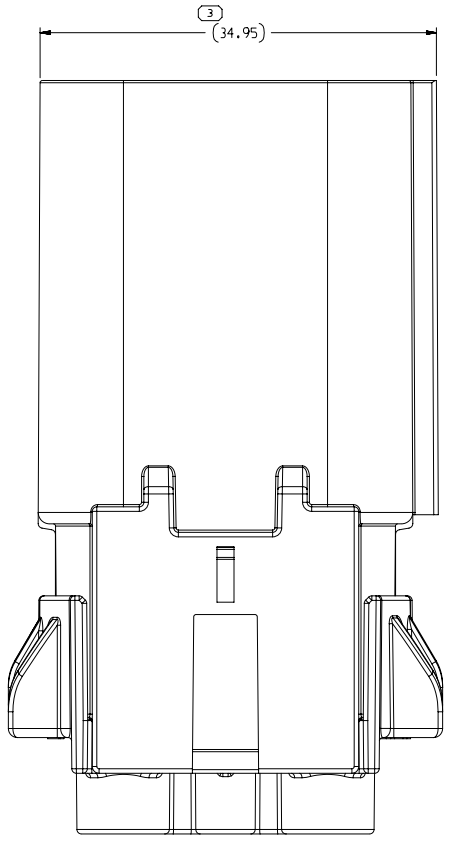

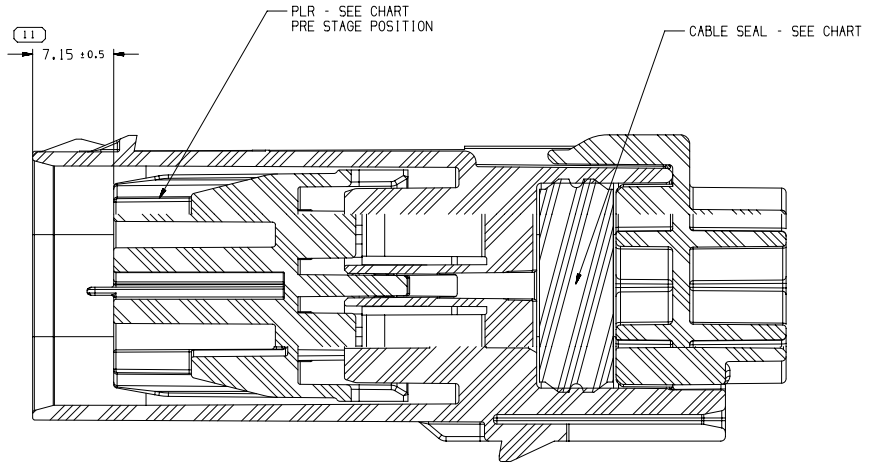

SECTION A-A

DRAWING NUMBER						
33130452						
SIZE	SCALE	FRAME NO	SHEET NO	STG	REV	N/P
A1x8	4:1	3 OF 4	1 OF 1	R	18	-

SYMBOL DEFINITION		
A DIMENSION WITHOUT AN INSPECTION REPORT SYMBOL ⬭ DOES NOT REQUIRE INSPECTION. IT MAY BE CONTROLLED ON THE INDIVIDUAL COMPONENT DRAWING.	TOTAL NO OF INSPECTIONS REQUIRED	16
	LAST NO. USED	12

MISSING SYMBOLS
NO MISSING SYMBOL NUMBER

DWG STATUS					ZONE	REVISION HISTORY	AUTH	DR	APVD 1	APVD 2
DATE	STG	REV	N/P	CHG						
15NO13	R	01	-	-		ALL PARTS - RELEASED	424636	MIB	JAA	YVH
30JL14	R	02	-	-		ALL PARTS - ADDED CREEPAGE INFORMATION NOTE AND UPDATED PART AVAILABILITY	427115	AHG	YVH	YVH
11OC16	R	03	-	-		ALL PARTS - REVISED TEMPERATURE CLASS AT VALIDATION INFORMATION NOTE; 33366393 - WAS ON DRAWING 13990595 SHT 1 AND CABLE SEAL WAS 13885874 ON CHART	434511	DCH	DCH	ERM
07FE17	R	04	-	-		33366393 - STAIN RELIEF WAS 13885868 AND BLOCKED CAVITIES WAS NONE ON CHART	435607	NRM	ERM	ERM
06FE18	R	05	-	-		33366393 - UPDATED PART AVAILABILITY	438955	LXA	JVM	ERM
06AP18	R	06	-	-		ALL PARTS- ADDED "HARNESS INFORMATION" VIEW	439365	LVD	JAA	MNC
30OC18	R	07	-	-		35273737 - RELEASED	441398	CGD	CGD	ERM
21MY19	R	08	-	-		35345897 - RELEASED	443298	CGD	CGD	SBA
13JN19	R	09	-	-		35345897 - UPDATED PART AVAILABILITY	443442	LVD	JAA	SBA
25JN19	R	10	-	-		35273737 - CABLE SEAL WAS 13833738; 33130446-47, 33130449-50, 33366393, 35273737 & 35345897 - UPDATED "MATING CONN ASM" COLUMN	443729	DAV	JAA	SBA
13JA21	R	11	-	-		35527024 - RELEASED	553301	GLG	JAA	SBA
07OC21	R	12	-	-		35527024 - UPDATED PART AVAILABILITY (WAS NOT AVAILABLE) 33130450 - UPDATED PART AVAILABILITY (WAS AVAILABLE)	555570	AGC	AGC	SBA
10DE21	R	13	-	-		35616466 & 35622508 - RELEASED	555986	EZJ	CGD	LAR
20JA22	R	14	-	-		33130450 - UPDATED PART AVAILABILITY (P/N WAS NOT AVAILABLE)	556379	MLR	JAA	SBA
06JN22	R	15	-	-		35273737, 35616466, 35622508 - UPDATED PART AVAILABILITY (PN'S WERE NOT AVAILABLE)	557655	AHY	JAA	LAR
12JN23	R	16	-	-		35345897 - UPDATED PART AVAILABILITY (P/N WAS NOT AVAILABLE)	560772	CGD	CGD	LAR
16OC24	R	17	-	-		35933124 - RELEASED	566017	ESG	JAA	LAA
13FE26	R	18	-	-		35933124 - UPDATED PART AVAILABILITY (PN WAS NOT AVAILABLE)	572139	AHY	AHY	LAA

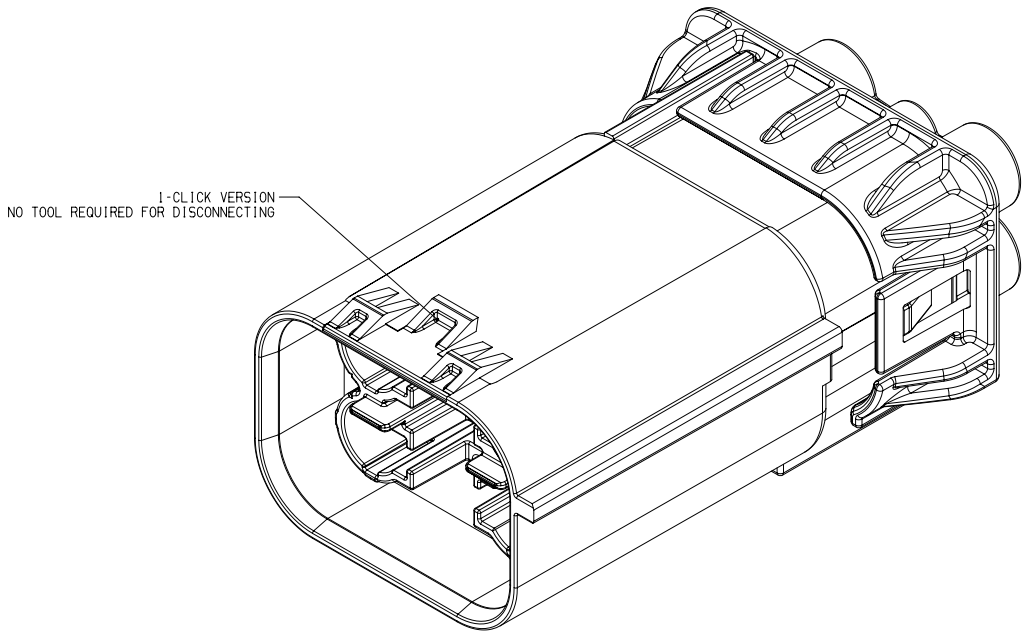

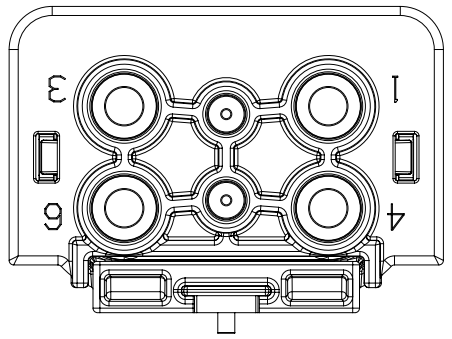

NOTES

1. UNLESS OTHERWISE SPECIFIED AND/OR INDICATED:

   DIMENSIONS ARE TO FACE OF VIEW SHOWN AND AUTOMATICALLY ROUNDED BY COMPUTER FOR INSPECTION (SEE MATH MODEL FOR PRECISE DIMENSIONS). FOR ALL OTHER DIMENSIONS NOT SHOWN BUT REQUIRED FOR TOOL BUILD, SEE MATH MODEL FOR PRECISE TOOL PATH DATA.

2. THIS PRODUCT IS NOT CATEGORIZED AS AN APPEARANCE ITEM, MINOR IMPERFECTIONS INCLUDING, BUT NOT LIMITED TO, FLOW MARKS, COLOR BLEMISHES, GATE VESTIGE, AND SOFT FLASH THAT DO NOT AFFECT THE FIT, FORM, OR FUNCTION OF THE PART ARE PERMISSIBLE PER EANP_4-3_CS_01_EN.
3. CONNECTOR ASSEMBLIES ARE VALIDATED TO SAE/USCAR-37 REV.01 - AUG.'08 TEMPERATURE CLASS T3, SEALING CLASS S3, VIBRATION CLASS V1, AND MATING CYCLES M1.
4. CONNECTOR ASSEMBLY TYPES 102, 103, 105, AND 106 MEET SAE/USCAR-25 REV.01 - SEPT.'08 ASSEMBLY FORCE CLASS 3 CRITERIA OF 75N MAX.
5. HARNESS MANUFACTURER IS RESPONSIBLE FOR VALIDATING THE CONNECTION AS APPLIED ON CABLE TO THE REQUIREMENTS OF SPECIFIC APPLICATIONS.
6. FOR APPLICATION DATA SEE THE INDIVIDUAL APPLICATION DRAWINGS.
7. SEALING VERIFICATION AND MARKING REQUIRED PER ES-A-755.
8. CONNECTOR DESIGNS PROVIDE THE FOLLOWING MINIMUM CREEPAGE DISTANCES WHEN MATED, AS ASSESSED PER IEC60664 WITH POLUTION DEGREE = 2 OR 3:
   -CAVITIES 1 TO 3 OR 3 TO 6 = 16.3 mm
   -CAVITIES 1 TO 4 OR 3 TO 6 = 10.56 mm
   -CAVITIES 1 TO 6 = 19.09 mm
9. SEALING CODE 4 - DESIGN WILL MEET REQUIREMENTS OF SAE/USCAR-2 CONNECTOR SYSTEM ENVIRONMENTAL TEST FLOWCHART (PRESSURE/VACUUM AND SUBMERSION).

PART NO	REV	N/P	TYPE	CONECTOR	PLR	STRAIN RELIEF	CABLE SEAL	BLOCKED CAVITY	MATING CONN. ASM
35933124	01	AA	113	33366392	13833742	13885870	13885874	1 & 6	35933122
35622508	01	AA	112	33128397	13833742	35622506	13885874	5 & 6	35622507
35616466	01	AA	111	33366392	13833742	13885868	13885874	NONE	35616465
35527024	01	AA	110	33366392	13833742	13885869	13885874	6	35527016
35345897	01	AC	109	33128397	13833742	35345896	13885874	2,5 & 6	15525754,35211559
35273737	02	AA	108	33128397	13833742	35273736	13885874	2 & 5	35231091,35350506
33366393	03	AC	107	33366392	13833742	13888296	13833738	6	35060524,35211557
33130450	01	AF	106	33128397	13833742	13885870	13885874	1 & 6	13879051,35211556
33130449	01	AD	105	33128397	13833742	13885869	13885874	6	13879050,35192114
33130448	01	AC	104	33128397	13833742	13885868	13885874	NONE	13879049
33130447	01	AD	103	33128397	13833742	13888297	13833738	1 & 6	13879048,35211554
33130446	01	AD	102	33128397	13833742	13888296	13833738	6	13879047,35211553
33130445	01	AC	101	33128397	13833742	13885868	13833738	NONE	13879046

DRAWING NUMBER						
33130452						
SIZE	SCALE	FRAME NO	SHEET NO	STG	REV	N/P
A1x8	4:1	2 OF 4	1 OF 1	R	18	-

⬭ 3	PROCESS SENSITIVE DIMENSION

DIMENSIONS ENCLOSED IN ( ) INDICATE REFERENCE DIMENSIONS AND NO TOLERANCE LIMITS ARE ESTABLISHED

DIMENSIONAL RANGE (MM)									CHART E1
FROM TO	> 0 20	> 20 30	> 30 70	> 70 100	>100 150	>150 200	>200 250	>250 300	>300 400
TOLERANCE UNLESS OTHERWISE SPECIFIED									
	±0.15	±0.2	±0.3	±0.4	±0.5	±0.6	±0.8	±1	±1.2
ANGULAR TOLERANCE ±2°									

A LINE DRAWN THROUGH A PART NUMBER INDICATES THAT PHYSICAL PARTS ARE NOT AVAILABLE FOR ORDERING.

PART NUMBERS THAT DO NOT HAVE A LINE PRESENT INDICATE THAT PHYSICAL PARTS ARE AVAILABLE FOR ORDERING.

CONTACT APTIV SALES TO ASSURE AVAILABILITY OF PARTS.

DWG TYPE PART DRAWING	
STYLE	
VOLUME (CM³)	DISTR CODE D

UNLESS OTHERWISE SPECIFIED

THIS DOCUMENT IS IN ACCORDANCE WITH ASME Y14.5M-1994 AS AMENDED BY THE GM GLOBAL DIMENSIONING AND TOLERANCING ADDENDUM-2001. SEPARATE PATTERNS OF FEATURES MAY BE GAGED SEPARATELY REGARDLESS OF DATUM REFERENCES.

ALL DIMENSIONS ARE IN MILLIMETERS

REFERENCE

THIRD ANGLE PROJECTION

DO NOT SCALE

USE MATH DATA

CAD

NX

•APTIV•

CONNECTION SYSTEMS
WARREN, OH

COPYRIGHT 2013 APTIV. ALL RIGHTS RESERVED.

THIS DRAWING IS THE PROPERTY OF APTIV AND CONTAINS APTIV CONFIDENTIAL INFORMATION. THE REPRODUCTION, DISTRIBUTION AND UTILIZATION OF THIS DOCUMENT OR ITS RELATED CAD MATH DATA, AS WELL AS COMMUNICATION OF ANY CONTENT TO OTHERS, WITHOUT EXPRESS AUTHORIZATION, IS PROHIBITED.

		DATE
DR		
APVD1	M. IBARRA	15NO13
APVD2	J. S. ALVARADO	15NO13
APVD3	Y. VAQUERA	15NO13
APVD4		
APVD5		

SUBSTANCES OF CONCERN AND RECYCLED CONTENT PER APTIV 10949001

MATERIAL
SEE CHART

DRAWING NAME
TAXI ASM CONN 6 M 1.0 ST SLD

DRAWING NUMBER						
33130452						
SIZE	SCALE	FRAME NO	SHEET NO	STG	REV	N/P
A1x8	4:1	1 OF 4	1 OF 1	R	18	-

33130452