QUALITY CUSTOMER INTERFACE (QCI)	
DIMENSIONS LISTED BELOW BY INSPECTION SYMBOL NUMBER MUST BE INCLUDED IN THE PROCESS CONTROL PLAN FOR THIS PART	
INSPECTION SYMBOL	ZONE
5	1 3C
8	1 0H
17	1 0F
25	1 3B

SYMBOL DEFINITION

A DIMENSION WITHOUT AN INSPECTION REPORT SYMBOL DOES NOT REQUIRE INSPECTION. IT MAY BE CONTROLLED ON THE INDIVIDUAL COMPONENT DRAWING.

TOTAL NO OF INSPECTIONS REQUIRED	63
LAST NO. USED	26

MISSING SYMBOLS

NO MISSING SYMBOL NUMBER

DWG STATUS					ZONE	REVISION HISTORY	AUTH	DR	APVD	APVD
DATE	SUB	REV	N/P	CHG						
04AO16	R	01	-	-	-	ALL PARTS - RELEASED PART DRAWING	434794	CQD	CQD	DX
21MR17	R	02	-	-	-	3335176A4, 3335176B - RELEASED; 3335176J, 3335176S - ZX Ø 3.55 WAS ZX Ø 3.6, 4X (0.65) TYP WAS 4X 0.95 TYP., 3X (90°) WAS 4X (90°), ADDED DIMS #23 - 28, UPDATED MATING TERMINAL INFO AND REMOVED DIMS #3 & #15	435917	APB	APB	RDL	M
09JL18	R	03	-	-	-	3335176J-66 - MOVED TO SHEET 02; 35226518-21 - RELEASED	440253	KYT	JG	JG	
10JA19	R	04	-	-	-	ALL PARTS - ADDED APPEARANCE AND PLATING REQUIREMENT NOTE & INSULATION DEFORMATION CALLOUTS; 35226519 & 21 - UPDATED PART AVAILABILITY	441969	KYT	JG	JG	
14MY19	R	05	-	-	-	35226518 - INSULATOR WAS 33337328	443118	DAV	JAA	JG	
22MY19	R	06	-	-	-	35259492 - RELEASED	443319	CQD	CQD	JG	
05JN19	R	07	-	-	-	ALL PARTS - Ø2.01 ±0.05 ⌖ Ø0.2 A WAS Ø2.01 ±0.05 ⌖ Ø0.05 A AND ADDED "NO BURR" LABEL & NOTE	442965	GDH	JAA	JLM	
15JA20	R	08	-	-	-	ALL PARTS - DIM #10 POS. TOL. WAS 0.2 & REMOVED FROM QCI CHART; DIM #13 ADDED "Ø" & DIM TOL.; REMOVED NOTE #5 & UPDATED NOTES LIST	550793	JS	JS	RJ	
07FE20	R	09	-	-	-	ALL PARTS - "SEE NOTE #4" WAS "SEE NOTE #4 & #5" ON DIM #20, "SEE NOTE #7" WAS "SEE NOTE #5" ON ISO VIEW AND "SEE NOTE #8" WAS "SEE NOTE #9" ON DETAIL W; 35226518 & 35226520 - UPDATED PART AVAILABILITY	550944	LQD	JAA	RJ	
01SE22	R	10	-	-	-	35226518 - OBSOLETE	557079	MLR	JAA	RO	
21JL25	R	11	-	-	-	ALL PARTS - DIM 25 WAS ZX Ø 3.64±0.04, REVISED QCI CHART	569380	DSV	SMA	JB	

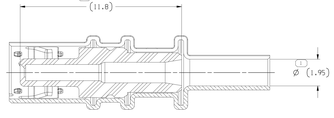

SECTION E-E

TYPE 102
SAME AS TYPE 101
EXCEPT AS SHOWN

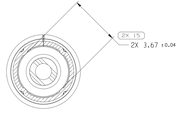

SECTION G-G

DETAIL V
SCALE 50:1

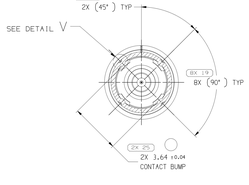

SECTION D-D

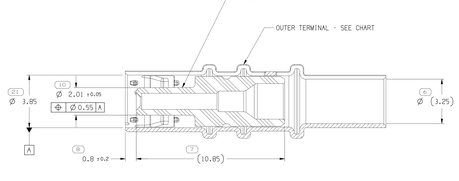

SECTION AA-AA

TYPE 101

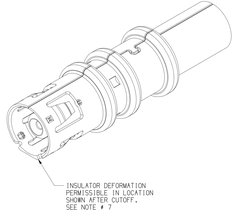

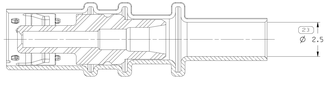

SECTION AK-AK

TYPE 103
SAME AS TYPE 102
EXCEPT AS SHOWN

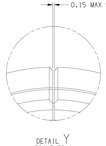

DETAIL Y
SCALE 50:1

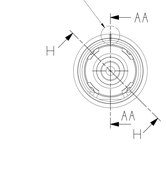

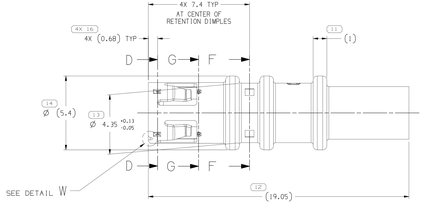

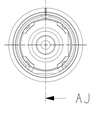

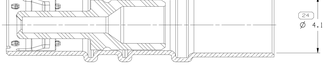

SECTION AJ-AJ

TYPE 104
SAME AS TYPE 102
EXCEPT AS SHOWN

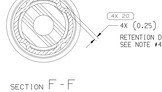

SECTION F-F

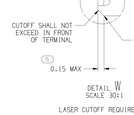

DETAIL W
SCALE 30:1

LASER CUTOFF REQUIREMENT

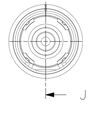

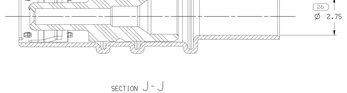

SECTION J-J

TYPE 105
SAME AS TYPE 101
EXCEPT AS SHOWN

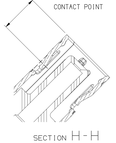

SECTION H-H

PART NO	REV	N/P	TYPE	CABLE DIA	OUTER TERMINAL	INSULATOR	MATING TERMINAL ASSEMBLY
35259492	01	AD	105	3.6	35259490	33337327	35259493
35226518	02	AE	104	6.2	35218802	35341170	33351761
35226519	01	AE	101	4.9	35218803	33337327	33351760
35226520	01	AE	103	3.3	35218804	33337326	33351759
35226521	01	AE	102	2.8	35218805	33337325	33351758

NOTES

1. UNLESS OTHERWISE SPECIFIED AND/OR INDICATED:

   DIMENSIONS ARE TO FACE OF VIEW SHOWN AND AUTOMATICALLY ROUNDED BY COMPUTER FOR INSPECTION (SEE MATH MODEL FOR PRECISE DIMENSIONS). FOR ALL OTHER DIMENSIONS NOT SHOWN BUT REQUIRED FOR TOOL BUILD, SEE MATH MODEL FOR PRECISE TOOL PATH DATA.

2. REFERENCE MATING COMPONENTS OR EQUIVALENT:

   UNSEALED CONNECTORS - 33351010 & 33351057
   SEALED CONNECTOR - 33355521

3. THIS PART ACCEPTS THE FOLLOWING COMPONENTS OR EQUIVALENT:

   SEE CHART

22

4. RETENTION OF INSULATOR TO OUTER TERMINAL MIN 70N.
5. DO NOT CRUSH INSULATOR. AFTER DIMPLING, INSULATOR MUST MEET DIMENSIONAL REQUIREMENTS FROM INSULATOR DRAWING, SEE CHART FOR PART NUMBER.
6. FINAL ASSEMBLY INSTRUCTIONS PER 35013993.
7. THIS PRODUCT IS NOT CATEGORIZED AS AN APPEARANCE ITEM, MINOR IMPERFECTIONS INCLUDING, BUT NOT LIMITED TO, FLOW MARKS, COLOR BLEMISHES, DATE VESTIGE, AND SOFT FLASH THAT DO NOT AFFECT THE FIT, FORM, OR FUNCTION OF THE PART ARE PERMISSIBLE PER EANP.4-3.CS.01.EN.
8. NO BURR REQUIREMENT SHOW ON INDICATED DIMENSIONS IS DEFINED AS NO MEASURABLE BURRS ALLOWED EXCEEDING 0.025MM. A MAX DEBURR REQUIREMENT ASSURES NO MEASUREABLE BURR IN SPECIFIED AREA.

PLATING NOTES

1. PLATING TYPE: SLIPPERY TIN.

   PLATING TYPE INFORMATION SHOWN ABOVE IS REFERENCE ONLY. PLATING REQUIREMENTS ARE CONTAINED IN APPLICABLE MATERIAL SPECIFICATION.

PACKING NOTES

1. PARTS SHOULD BE PLACED IN CLEAN PLASTIC TUBS OR PANS, LINED WITH POLYETHYLENE BAGS DURING PROCESSING. BAGS SHALL BE CLOSED DURING STORAGE AND SHIPMENT. NOTE: MAX LINED BOXES MAY BE SUBSTITUTED FOR POLYETHYLENE BAGS. PARTS TO BE PROTECTED FROM SHIPPING DAMAGE.

A ***** USE DRAWN TURNSKEY A PART NUMBER INDICATES THAT PHYSICAL PARTS ARE NOT AVAILABLE FOR ORDERING.

PART NUMBERS THAT DO NOT HAVE A LINE PRESENT INDICATE PARTS THAT ARE READY TO BE ORDERED FOR ORDERING.

CONTACT APTIV SALES TO ASSURE AVAILABILITY OF PARTS.

DWG TYPE: PART DRAWING

STYLE

VOLUME (CM³) | SYSTEM UNIT

UNLESS OTHERWISE SPECIFIED

THIS DOCUMENT IS IN ACCORDANCE WITH ASME Y14.5M-1994 UNLESS OTHERWISE SPECIFIED. ALL DIMENSIONS TOLERANCING MAXIMUM COST. SEPARATE FATIGUE OF FEATURES MAY BE GRADE SEPARATELY REGARDLESS OF DATUM REFERENCES.

ALL DIMENSIONS ARE IN MILLIMETERS

(B) PROCESS SENSITIVE DIMENSION

DIMENSIONS ENCLOSED IN ( ) INDICATE REFERENCE DIMENSIONS AND NO TOLERANCE REQUIRED AND STANDARDS

DIMENSIONAL RANGE (MM)	CHART ID
0 TO 3	3-12
3 TO 12	3-12

TOLERANCE UNLESS OTHERWISE SPECIFIED

ANGULAR	±0.5°
FRACTIONAL	±1/64

REFERENCE

THIRD ANGLE PROJECTION

DO NOT SCALE

USE MATH DATA

NX

COPYRIGHT 2016 APTIV. ALL RIGHTS RESERVED.

THIS DRAWING IS THE PROPERTY OF APTIV AND CONTAINS APTIV CONFIDENTIAL INFORMATION. THE REPRODUCTION, DISTRIBUTION AND UTILIZATION OF THIS DOCUMENT OR ITS RELATED CAD MATH DATA, AS WELL AS COMMUNICATION OF ITS CONTENTS TO OTHERS, WITHOUT EXPRESS AUTHORIZATION, IS PROHIBITED.

•APTIV•

CONNECTION SYSTEMS

WARREN, OH

		DATE
DR		
APVD1	CARLOS DELGADILLO	04NO16
APVD2	CARLOS DELGADILLO	04NO16
APVD3	CRYSTAL KROMPEGAL	05NO16
APVD4		
APVD5		

SUBSTANCES OF CONCERN AND RECYCLED CONTENT PER APTIV (DRAWING)

SEE DRAWING

DRAWING NAME: TAXI ASM TERM F FAKRA JACK SN SEALED

DRAWING NUMBER: 33351756

SIZE	SCALE	FORMAT NO	SHEET NO	TOTAL	REV	N/P
A1x3	10:1	2 OF 2	1 OF 2	R	11	-

DRAWING NUMBER: 33351756

SIZE	SCALE	FORMAT NO	SHEET NO	TOTAL	REV	N/P
A1x3	10:1	1 OF 2	1 OF 2	R	11	-

33351756

Date: 2/22/2021 Time: 14:19:14
Sheet: 02 Jul 25
Page: 1 / 2