SYMBOL DEFINITION		MISSING SYMBOLS
A DIMENSION WITHOUT AN INSPECTION REPORT SYMBOL DOES NOT REQUIRE INSPECTION. IT MAY BE CONTROLLED ON THE INDIVIDUAL COMPONENT DRAWING.	TOTAL NO OF INSPECTIONS REQUIRED: 41	NO MISSING SYMBOL NUMBER
	LAST NO. USED: 23	

DWG STATUS DATE	SIZE	REV	N/P	CHG	ZONE	REVISION HISTORY	AUTH	DR	APVD	APVD
26AP10	R	01	-	-	-	ALL PARTS - CREATED PD, TGD & MATH MODEL (3781483 - WAS SEPARATE DRAWING.	410589	MH	MH	MH
05AU10	R	02	-	-	-	ALL PARTS - UPDATED DELPHI LOGO GRAPHICS AND ADDED EMCAP MATING COLUMN ON CHART	411502	AJP	JAA	JCG
28DC10	R	03	-	-	-	ALL PARTS - ADDED WINDOW FOR PLR; ADDED MATERIAL TO FRONT CONNECTOR LOCK; ADDED CHAMFER TO FRONT FOR TSL REMOVAL	412384	MHS	MHS	MHS
19MA11	R	04	-	-	-	3781483 - REVISED GRAPHICS	414308	ERM	ERM	ERM
21JN11	R	05	-	-	-	ALL PARTS - UPDATED PDM ATTRIBUTES	414554	JEG	JAA	MHS
20JL11	R	06	-	-	-	ALL PARTS - REVISED GRAPHICS	414793	AGG	AGG	MHS
11MY12	R	07	-	-	-	ALL PARTS - DRAWING NAME WAS CONN 16 F 0.64 AND DIM 7X 2.54 WAS 6X 2.54	418146	AHS	JVM	AGG
28MY12	R	08	-	-	-	ALL PARTS - REVISED GRAPHICS	418356	AGG	AGG	AGG
26JN12	R	09	-	-	-	ALL PARTS - UPDATED PDM ATTRIBUTES	418674	AGG	AGG	AGG
25SE12	R	10	-	-	-	ALL PARTS - (21,22) WAS (20.72) AND ADDED BASIC DIMS IB PLCS	419775	APB	JAA	AGG
22MY13	R	11	-	-	-	ALL PARTS - 2X 17.94 ±0.16 WAS 2X 17.94 ±0.1	422670	CAR	JVM	ACB
15JA14	R	12	-	-	-	ALL PARTS - 2X 17.94 +0.1/-0.32 WAS 2X 17.94 ±0.16 AND 11.72 +0.15/-0.25 WAS 11.72	423163	ACB	FDG	ACB
15JA14	R	13	-	-	-	3781483 - 2X 1.95 WAS 2X 1.95 ±0.1	425181	ACB	MHS	ACB
13OC16	R	14	-	-	-	3819408, 3819416, 3819414, 3819412, 3819410 & 3781483 - OBSOLETE AND ADDED "REPLACE BY COLUMN" INFO & 3501309J, 3501326J, 3501326G, 3501326H, 3501326 & 3501326G - RELEASED	434479	GLG	GLG	HH
23JA26	R	15	-	-	-	3501326J-66 & 3501309J - UPDATED "TYPE" COLUMN ON CHART AND REVISED GRAPHICS	571654	LDC	CDD	HHL
19MR26	R	16	-	-	-	3501326J-63 & 3501326G-66 - UPDATED "TYPE" COLUMN ON CHART	572536	LDC	CDD	HHL

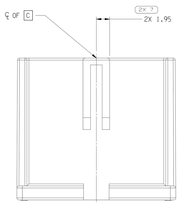

TYPE 102
SAME AS TYPE 101
EXCEPT AS SHOWN

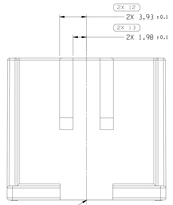

TYPE 105
SAME AS TYPE 101
EXCEPT AS SHOWN

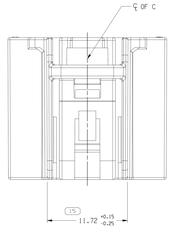

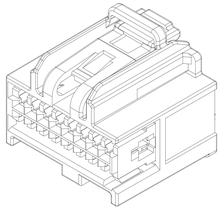

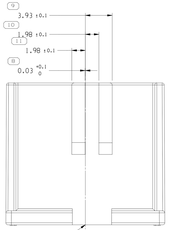

TYPE 103
SAME AS TYPE 101
EXCEPT AS SHOWN

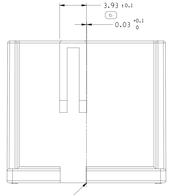

TYPE 106
SAME AS TYPE 101
EXCEPT AS SHOWN

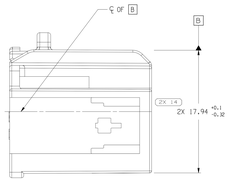

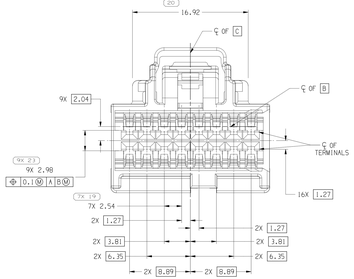

TYPE 101

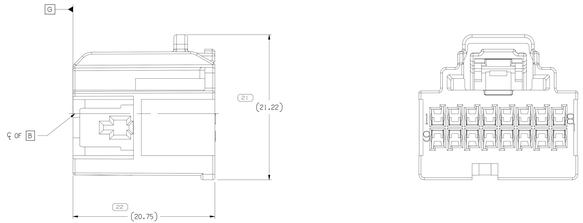

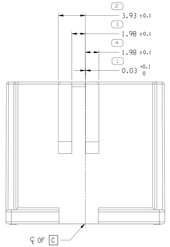

TYPE 104
SAME AS TYPE 101
EXCEPT AS SHOWN

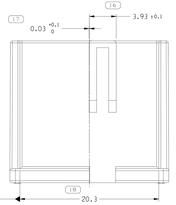

NOTES

1. UNLESS OTHERWISE SPECIFIED AND/OR INDICATED:

   DIMENSIONS ARE TO FACE OF VIEW SHOWN AND AUTOMATICALLY ROUNDED BY COMPUTER FOR INSPECTION (SEE MATH MODEL FOR PRECISE DIMENSIONS). FOR ALL OTHER DIMENSIONS NOT SHOWN BUT REQUIRED FOR TOOL BUILD, SEE MATH MODEL FOR PRECISE TOOL PATH DATA.

2. THIS PRODUCT IS NOT CATEGORIZED AS AN APPEARANCE ITEM. MINOR IMPERFECTIONS INCLUDING, BUT NOT LIMITED TO, FLOW MARKS, COLOR BLEMISHES, GATE VESTIGE, AND SOFT FLASH THAT DO NOT AFFECT THE FIT, FORM, OR FUNCTION OF THE PART ARE PERMISSIBLE PER EMP.4-3.CS.01.EN.

3. CORPORATE BRAND TO BE APPLIED TO PRODUCT DESIGN PER THE LATEST REVISION OF ESD S10B5201.

4. FOR APPLICATION DATA SEE THE INDIVIDUAL APPLICATION DRAWINGS.

5. TO ASSURE CORRECT TERMINAL POSITION, AN ELECTRICAL TEST HOLDER APPROVED BY BOTH THE DELPHI PACKARD NORTH AMERICA PRODUCT LINE ENGINEER AND ASSEMBLY TOOLING BUSINESS UNIT MUST BE USED. FAILURE TO USE AN APPROVED TEST HOLDER MAY RESULT IN UNSEATED TERMINALS.

3501326G	01	AB	102	POLYESTER COMPOUND GRAY	3.351	064-U-016-2-B02	-	
3501326S	01	AB	103	POLYESTER COMPOUND BROWN	3.366	064-U-016-2-C02	-	
3501326H	01	AA	104	POLYESTER COMPOUND GREEN	3.366	064-U-016-2-D02	-	
3501326J	01	AB	105	POLYESTER COMPOUND BLUE	3.357	064-U-016-2-E02	-	
3501326Z	01	AB	106	POLYESTER COMPOUND NATURAL	3.350	064-U-016-2-F02	-	
3501309J	01	AA	101	POLYESTER COMPOUND BLACK	3.350	064-U-016-2-A02	-	
T3819416	06	AC	106	POLYESTER COMPOUND NATURAL	3.352	064-U-016-2-F02	3501326Z	
T3819414	06	AC	105	POLYESTER COMPOUND BLUE	3.359	064-U-016-2-E02	3501326J	
T3819412	06	AC	104	POLYESTER COMPOUND GREEN	3.368	064-U-016-2-D02	3501326H	
T3819410	06	AC	103	POLYESTER COMPOUND BROWN	3.368	064-U-016-2-C02	3501326S	
T3781483	07	AD	102	POLYESTER COMPOUND GRAY	3.353	064-U-016-2-B02	3501326G	
T3819408	06	AC	101	POLYESTER COMPOUND BLACK	3.352	064-U-016-2-A02	3501309J	
PART NO	REV	N/P	TYPE	MATERIAL SPECIFICATION AND COLOR	VOLUME CM³	EMCAP MATING INFO	REPLACED BY	

DRAWING NUMBER: 1 3825180
SIZE A1x3 | SCALE 5:1 | FRAME NO 2 OF 2 | SHEET NO 1 OF 1 | R | REV 16 | N/P -

A ⁄⁄⁄⁄ LINE DRAWN THROUGH A PART NUMBER INDICATES THAT PHYSICAL PARTS ARE NOT AVAILABLE FOR ORDERING.

PART NUMBERS THAT DO NOT HAVE A LINE PRESENT INDICATE THAT PHYSICAL PARTS ARE AVAILABLE FOR ORDERING.

CONTACT APTIV SALES TO ASSURE AVAILABILITY OF PARTS.

DWG TYPE: PART DRAWING

TITLE

VOLUME CM³: SEE CHART

SYSTEM UNIT: D

UNLESS OTHERWISE SPECIFIED
THIS DOCUMENT IS IN ACCORDANCE WITH ASME Y14.5M 1994 UNLESS OTHERWISE SPECIFIED. DIMENSIONS HAVE TOLERANCES AGGREGATE DUE TO SEPARATE PATTERNS OF FEATURES MAY BE GAGED SEPARATELY REGARDLESS OF DATUM REFERENCES.

ALL DIMENSIONS ARE IN MILLIMETERS

(20) PROCESS SENSITIVE DIMENSION

DIMENSIONS ENCLOSED IN ( ) INDICATE REFERENCE DIMENSIONS AND NO TOLERANCE IS ASSIGNED TO THEM.

DIMENSIONAL RANGE (MM)									
FROM	0	6	30	120	315	1000	2000	4000	8000
TO	6	30	120	315	1000	2000	4000	8000	
TOLERANCE UNLESS OTHERWISE SPECIFIED									
±0.15	±0.25	±0.4	±0.6	±0.8	±1.0	±1.2	±1.6		
ANGULAR TOLERANCE ±0°									

REFERENCE

THIRD ANGLE PROJECTION

DO NOT SCALE

USE MATH DATA

NX

•APTIV•
CONNECTION SYSTEMS
WARREN, OH
COPYRIGHT 2019 APTIV. ALL RIGHTS RESERVED.
THIS DRAWING IS THE PROPERTY OF APTIV AND CONTAINS APTIV CONFIDENTIAL INFORMATION. THE INFORMATION CONTAINED HEREIN OR UTILIZATION OF THIS DOCUMENT OR ITS RELATED CAD MATH DATA, MUST NOT BE COMMUNICATED OR ANY CONTENTS TO COMPETITORS, WITHOUT EXPRESS AUTHORIZATION, IS PROHIBITED.

		DATE
DR		
APVD1	M. HERNANDEZ	14AU09
APVD2	M. HERNANDEZ	14AU09
APVD3	M. HERNANDEZ	14AU09
APVD4		
APVD5		

SUBSTANCES OF CONCERN AND RECYCLED CONTENT PER APTIV (DRAWING)

SEE CHART

DRAWING NAME: TAXI CONN 16 F OCS 0.64

DRAWING NUMBER: 1 3825180
SIZE A1x3 | SCALE 5:1 | FRAME NO 1 OF 2 | SHEET NO 1 OF 1 | R | REV 16 | N/P -

1 3825180