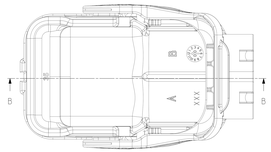

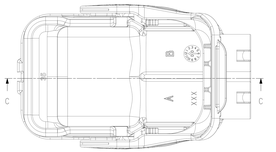

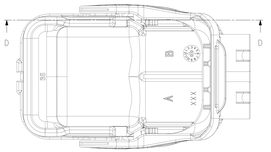

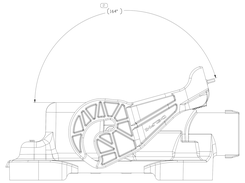

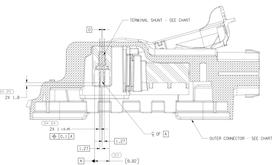

TYPE 102
SAME AS TYPE 101
EXCEPT AS SHOWN
SECTION B-B

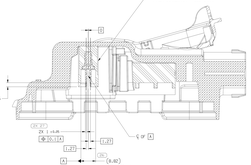

TYPE 103
SAME AS TYPE 101
EXCEPT AS SHOWN
SECTION C-C

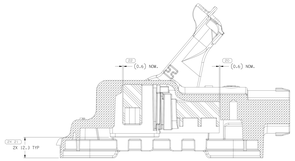

TYPE 101
SECTION A-A

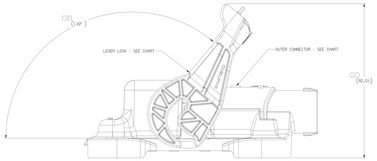

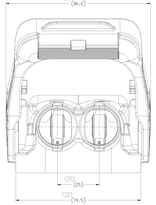

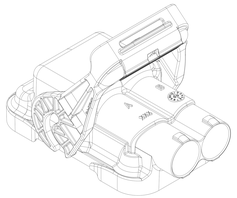

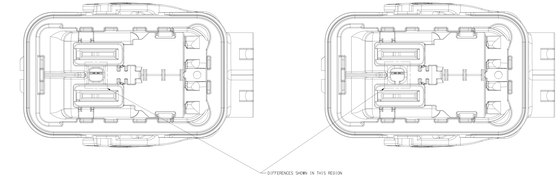

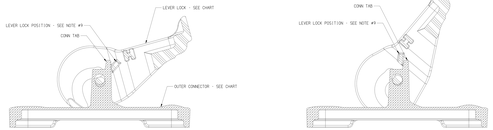

SECTION D-D

LEVER LOCK SHIPPING POSITION

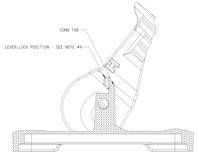

SECTION E-E

LEVER LOCK PRE-STAGE POSITION

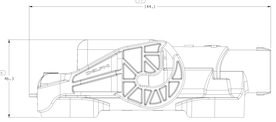

LEVER LOCK MATED POSITION

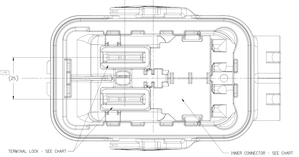

SYMBOL	TOTAL NO OF INSPECTIONS REQUIRED
X DIMENSION WITHOUT AN INSPECTION REPORT SYMBOL DOES NOT REQUIRE INSPECTION. IT MAY BE CONTROLLED ON THE INDIVIDUAL COMPONENT DRAWING.	24
	LOT NO. 24

MISSING SYMBOLS
3-10 24-24

NOTES FOR HYBRID CONNECTORS

1. CABLE ASSEMBLY MUST BE VALIDATED TO CUSTOMER SPECIFICATION. THE CABLE ASSEMBLY MUST MEET THE CONNECTOR APPLICATION MUST MEET THE FOLLOWING CONDITIONS:
   A. MAXIMUM CONTINOUS CURRENT:

CABLE	CURRENT
1.25MM²	11.25 A
1.5MM²	13.50 A

   B. TERMINAL TEMPERATURE MUST BE MEASURED IN THE APPLICATION TO ENSURE:
      - TERMINAL TEMPERATURE RISE OVER AMBIENT IS LESS THAN 30°C AT MAXIMUM CONTINOUS CURRENT.
      - TERMINAL TEMPERATURE RISE (AMBIENT + RISE) MUST NOT EXCEED CONTINOUS CURRENT AND MAXIMUM AMBIENT.
   C. MATE ONLY TO APPROVED DELPHI CONNECTOR.
2. CONNECTION MEETS IMO/ITF REV. JUNE 2012, PARAGRAPH 4.1.12.(A),(B) AND (C).
3. CONNECTION MEETS DUBLIN/DUBLIN HIGH VOLTAGE RATING OF 400V UNDER THE USAGE ST 1882 SV PARAGRAPH 5.5.2 TEST METHOD.
4. SHORTEST NOMINAL CREEPAGE PATH POWER TERMINAL TO SHIELD, POWER TERMINAL TO INTERLOCK AND CONNECTION SYSTEM ON CABLE IS 41.2 MM MATERIAL GROUP IIIA.

   OTHER SHORTEST NOMINAL CREEPAGE PATHS ARE AS FOLLOWS:
   - A. 31.1 MM; MATERIAL GROUP IIIA; POWER TERMINAL TO SHIELD.
   - B. 29.9 MM; MATERIAL GROUP IIIA; POWER TERMINAL TO INTERLOCK TERMINAL.
   - C. 24.0MM; END OF CABLE CORE STRIP ALONG CABLE TO FERRULE. (TOTAL BOTH CABLE ASMS)
5. SEE PN 3130XXXX FOR HANDLING MANUAL.
6. ONLY FOR DATUM [A] SETUP, DIMENSION HAS BEEN INSPECTED ON LOOSE PIECE.

NOTES

1. UNLESS OTHERWISE SPECIFIED AND/OR INDICATED:
   DIMENSIONS ARE TO FACE OF VIEW SHOWN AND ROUNDED/FILLETS REMOVED BY COMPUTER FOR INSPECTION (SEE MATH MODEL FOR PRECISE DIMENSIONS). FOR ALL ROUND HOLES, SEE MATH MODEL FOR PRECISE TOL, PATH DATA. BUSSES, SEE MATH MODEL FOR PRECISE TOL, PATH DATA.
2. THIS PART CAN ONLY BE USED AS PART OF A HIGH VOLTAGE (HV) WIRING ASSEMBLY.
3. IF LEVER BECOMES DISLODGED FROM ASSEMBLY POSITION: RELOCATE TO ASSEMBLY POSITION
4. TERMINAL/CONNECTOR EXTRACTION: PRIMARY LOCK ONLY IS GREATER THAN 20N.
5. TERMINAL LOCK DISENGAGE FORCE IS GREATER THAN 20N.
6. WIRING HARNESS MANUFACTURER NEEDS TO PERFORM A SEAL LEAK TEST PER ES-L-70 GATES ON CONJUNCTION WITH THE CONNECTOR ASSEMBLY. WITH TERMINAL LEADS ARE ASSEMBLED TO ADHEAR PROPER CONNECTOR SEAL INTEGRITY, LEADS ARE NOT REQUIRED.
7. CONNECTOR MANUFACTURER NEEDS TO PERFORM A SEAL LEAK TEST PER ES-L-70 GATES ON ES-L-0215 ON CONNECTOR ASSEMBLY TO ADHEAR PROPER CONNECTOR SEAL INTEGRITY, LEADS ARE NOT REQUIRED.
8. FOR APPLICATION DATA SEE THE INDIVIDUAL APPLICATION DRAWINGS.
9. LEVER LOCK POSITION:
   SHIPPING POSITION: LEVER LOCK MUST PASS OUTSIDE THE CONN TAB.
   PRE-STAGE POSITION: LEVER LOCK MUST BE ON THE INSIDE FACE OF THE CONN TAB.
10. FOR ADDITIONAL CABLE AND COMPONENTS INFORMATION SEE SHEET 02.

PART NO	REV	N/P	TYPE	OUTER CONNECTOR	INNER CONNECTOR	LEVER LOCK	TERMINAL LOCK	TERMINAL SHUNT
1534466	D	NO	101	1534420	1534421	1534422	1534423	1534424
1534466-01	D	NO	101	1534420	1534421	1534422	1534423	1534424
1534466-02	D	NO	101	1534420	1534421	1534422	1534423	1534424
1534466-03	D	NO	102	1534420	1534421	1534422	1534423	1534424
1534466-04	D	NO	103	1534420	1534421	1534422	1534423	1534424

REV	DATE	ECO	DRAWN	CHK	REVISION HISTORY	ECN	CK	APVD
					PART DRAWING CREATED	415777	BK	DH
					ALL PARTS - UPDATED TERMINAL VIEW AND ADDED TERMINAL LOCK DIMENSIONS AND OUTER CONNECTOR NO BOX SHRINK NOTE	423896	DH	DH
					ALL PARTS - UPDATED NO	425391	JS	JS
					1551564 - ADDED TERMINAL, FOR AND CABLE ASSEMBLY	1551564	AND	AND
					ALL PARTS - REVISED ADDITIONAL HOW PARTS NEEDS & CHART - REMOVED LEVER LOCK DIMENSIONS FROM CHART - ADDED CONNECTOR MANUFACTURER & APPLICATION DIMENSIONS - ADDED DIMENSIONS TO TERMINAL CREEPAGE DISTANCE (TERMINAL LOCK) - ADDED DIMENSIONS	427564	DH	AND
					ALL PARTS - REMOVED TERMINAL FOR TERMINAL CREEPAGE DISTANCE LEVER AND UPDATED TERMINAL WRAPS NOTE	427842	DH	AND
					1551564 - ADDED TERMINAL CREEPAGE, 1551564A - ADDED BOTH CABLE, 1534, 42.5 AND & UNPATTED DIMENSION NOTE INTERMIXED CABLE	427862	DPR	AND
					1551562 - OUTER CONNECTOR WILL LEVERAGE	430.05.00	JGC	AND
					1551564 - UPDATED PART AVAILIBILITY	430769	MRM	AND
					1551562 - OUTER CONNECTOR WILL LEVERAGE	430747	JAC	AND
					ALL PARTS - ADDED 21.41 MM (175.0) IN 1551564 - ADDED 1551564 - ADDED 1551564 & TO ALL PARTS - ADDED TO ADDED NOTE	432969	DPR	AND
					1551562 & 1551564 - ADDED 1551564 & 1551562 - UPDATED 1551564 - UPDATED 1551564 & 1551562 - UPDATED	433539	MRM	AND
					1551562, 1551564 & 1551562 - ADDED, ADDED 1551564 & 1551562 - UPDATED 1551564 - UPDATED	433864	MRM	AND
					ALL PARTS - TERMINAL CONFIGURATION MOVED TO SHT 2	433463	DHT	AND
					ALL PARTS - ZN (2.5 TIP WAS ZN 11.7 TIP, 1551564 - WAS WAS	433580	JGC	AND
					1551564 AND 1551562 - ADDED INFO ON SHT 2	434688	DDD	DDD
					1551564 AND 1551562 - ADDED INFO ON SHT 2	436017	DHT	DHT
					1551564 & 1551562 - ADDED BOTTOM VIEW AND DIFFERENCES SHOWN LABELS LEVERAGE 1551564 & 1551562 - UPDATED OUTER CONNECTOR WILL LEVERAGE	437.05	MRM	AND
					ALL PARTS - CHART WAS SHT 2 - INCLUDED WAS NO 42 (+/-0.5) ADDED "LEVER LOCK POSITION" TO ALL PARTS - ADDED UPDATED LATEST LEVER FOR TYPE 101	439989	DHT	AND
					ALL PARTS - ADDED ADDITIONAL CABLE AND COMPONENTS NOTE	444.11	JS	AND

THIS DRAWING CONTAINS PROPRIETARY INFORMATION WHICH IS THE PROPERTY OF APTIV SERVICES US, LLC. ANY REPRODUCTION IN PART OR AS A WHOLE WITHOUT THE WRITTEN PERMISSION OF APTIV SERVICES US, LLC IS STRICTLY PROHIBITED.

PART DRAWING

SIZE	D
SCALE	1:1
DRAWN BY	BRIAN KNOWLES
CHECKED BY	DAVID HUNT
APPROVED BY	JAMES SCHOLLER

UNLESS OTHERWISE SPECIFIED DIMENSIONS ARE IN MILLIMETERS. TOLERANCES ARE ±0.25 UNLESS OTHERWISE SPECIFIED. DO NOT SCALE DRAWING.

DATE	
DRAWN	8-24-17 BK
CHECKED	8-24-17 DH
ENGINEER	8-24-17 DH
MANUFACTURING ENGINEER	
QUALITY ENGINEER	
CUSTOMER	

CONFIDENTIALITY: THIS DOCUMENT CONTAINS PROPRIETARY INFORMATION WHICH IS THE PROPERTY OF APTIV SERVICES US, LLC. ANY REPRODUCTION IN PART OR AS A WHOLE WITHOUT THE WRITTEN PERMISSION OF APTIV SERVICES US, LLC IS STRICTLY PROHIBITED.

THIRD ANGLE PROJECTION

SIZE D | SCALE 1:1 | WT. | REV 9

PART NO. 1551564

TITLE: TAXI HDW CONN 2-7 FWD PACK 2006 SLD MODULAR

APTIV

APTIV SERVICES US, LLC
2000 UNIVERSITY DRIVE
AUBURN HILLS, MI 48326-2362
USA
TEL 1-248-377-8000
FAX 1-248-377-8001

SHEET 1 OF 1