TYPE B
SAME AS TYPE A
EXCEPT AS SHOWN

TYPE C
SAME AS TYPE A
EXCEPT AS SHOWN

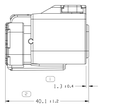

TYPE D
SAME AS TYPE A
EXCEPT AS SHOWN

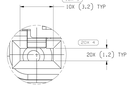

TYPE E
SAME AS TYPE A
EXCEPT AS SHOWN

TYPE F
SAME AS TYPE A
EXCEPT AS SHOWN

TYPE G
SAME AS TYPE A
EXCEPT AS SHOWN



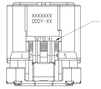

AUXILIAR TOP VIEW
TYPE A
W/O CPA

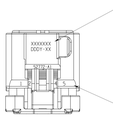

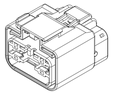

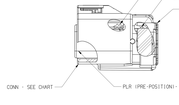

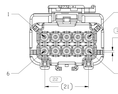

CIRCUIT NO. SHOWN FOR REFERENCE
SEE SIZES ACTUAL LOCATION

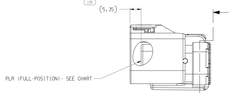

SECTION A-A

AUXILIAR VIEW
TYPE A
W/O HOLES
ALL CAVITIES BLOCKED & PLR FULL POSITION

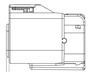

AUXILIAR VIEW
TYPE A
PARTIALLY SEALED ASSEMBLY
SHIPPED W/O MATT SEAL AND RETAINER

SYMBOL DEFINITION		MISSING SYMBOLS
A DIMENSION WITHOUT AN INSPECTION REPORT SYMBOL DOES NOT REQUIRE INSPECTION. IT MAY BE CONTROLLED ON THE INDIVIDUAL COMPONENT DRAWING.	TOTAL NO. OF INSPECTIONS REQUIRED: 62	NO MISSING SYMBOL NUMBER
	LAST NO. USED: 22	

DWG STATUS				REVISION HISTORY	ECN	DR	DATE
RELEASED	SUSPENDED	ELECTRONIC	ZONE				
IBAP14	R	01	-	ALL PARTS - RELEASED CUSTOMER PART DRAWING	A32735	DEDOSO	07JUL07
IBUNG4	R	02	-	ALL PARTS - REVISED NOTE #4	K13450	DEDOSO	04OCT07
IISGE2	R	03	-	ALL PARTS - DISTRIBUTION CODE WAS "L" LIMITED	S70076	MLIRA	19FEB08

NOTES

1. UNLESS OTHERWISE SPECIFIED AND/OR INDICATED:
   DIMENSIONS ARE TO FACE OF VIEW SHOWN AND AUTOMATICALLY ROUNDED BY COMPUTER FOR INSPECTION. ALL DIMENSIONS ARE FOR REFERENCE ONLY. OTHER DIMENSIONS NOT SHOWN BUT REQUIRED FOR TOOL BUILD, SEE MFTA MODEL FOR PRECISE TOOL PATH DATA.
2. THIS PRODUCT IS NOT CATEGORIZED AS AN APPEARANCE ITEM. MINOR IMPERFECTIONS INCLUDING, BUT NOT LIMITED TO, FLOW MARKS, COLOR BLEMISHES, GATE VESTIGE, AND SOFT FLASH THAT DO NOT AFFECT THE FIT, FORM, OR FUNCTION OF THE PART ARE PERMISSIBLE PER EAMP.# 3.CS.01.EN
3. ▲ INDICATES THIS PART AVAILABLE THROUGH TTI.
4. P/N WITH WWL C7595RDO/APN 3J5222J5 WATT SEAL MUST BE USED WITH WIRE INSULATION RANGE FROM Ø 0.90 MIN TO Ø 3.70 MAX (18AWG TO 12AWG OR 1MM TO MM² ISO THIN WALL)
   P/N WITH WWL 5420105D/APN 13679J05 WATT SEAL MUST BE USED WITH WIRE INSULATION RANGE FROM Ø 1.70 MIN TO Ø 5.25 MAX (12,14,16,18 OR 20 GAGE)
5. ALL THE SEALED CONNECTOR APPLICATIONS MUST BE USED WITH VOLVO CARS WIRE SPECIFICATION 31EH8B6
6. ALL NON-SEALED APPLICATIONS MAY BE USED WITH ANY WIRE INSULATION 22 GAGE THRU 10 GAGE (EXCEPT AS NOTED) PROVIDING THAT A TERMINAL GRIP FOR THAT CORE/INSULATION COMBINATION IS SHOWN ON THE FEMALE TERMINAL DRAWING ISO THERMAL EQUIVALENTS PERMISSIBLE
   MAX. INSULATION DIA = 3.50 (10 DA THICK WALL)
   MAX. INSULATION CRIMP HEIGHT = 4.50
   MAX. INSULATION DIA = 4.09 (10 DA THIN WALL)
7. USE WITH FOLLOWING APPLICABLE COMPONENTS AS NEEDED CAVITY PLUG WWL 5420002/APN 15313BR4
8. DIRECT CONNECT DRAWING NO. WWL 036010.
9. TEST METHOD PER PERFORMANCE SPEC # SAE/USCAR-2 REV 5, CONNECTOR ENGAGE & DISENGAGE WITH LATCH DEPRESSED FORCE NOT TO EXCEED 75N FOR THIS SYSTEM DEVIATIONS FROM USCAR-2 REV 5:
   - PLR SEATING FORCES - 75N MAX
10. SUPPLIER, MOLD & CAVITY I.D. SIGNIFIES TOOL OWNERSHIP, FOR REFERENCE.
11. ANNUAL QUALITY REQUIREMENTS:
    IT IS PERMISSIBLE TO PERFORM CONTINUOUS CONFORMANCE PER WWL SPECIFICATION WQA-001, INSTEAD OF ANNUAL LAYOUT & ANNUAL PV REQUIREMENTS OF QS-9000 SECTION 2 & SAE/USCAR-2 REV 5
12. ALL NON-REFERENCE DIMENSIONS ARE REQUIRED
    - USE INDEX A, BLACK SEALED AND UNSEALED FOR ALL AFFECTED INSULATOR CAVITIES
    - CURRENT PRODUCTION TOOLING
    - POINT OF LAST RUN
    SERVICE TOOLING GUIDE INFORMATION PER APEX TRAINING MANUAL.
13. WWL P/N'S WITH SUFFIX "N" DESIGNATES ASSEMBLIES W/O CPA.
14. ●WATT SEAL SEAL WWL 5420105D/APN 13679J05 OR WWL C7595RDO/APN 3J5222J5 AND RETAINER WWL 5420102/APN 15537J41 OR HINGE TYPE PROVIDED LOOSE PIECE AND INSTALLED AT HARNESS ASSEMBLY. SEE HARNESS ASSEMBLY DRAWING FOR WATT SEAL AND RETAINER (STANDARD OR HINGE TYPE) PART NUMBERS.

WATING PART NUMBER CHART

G	LT GRN	SEALED	5420104 IN	13511361	5420104Z	13500119
		SEALED	5420104J	1364481	5420104Z	13500119
		SEALED	•5420106J	15537706	DIRECT CONNECT APPLICATION	INDEX G
		SEALED	•5420106KN	13511365	DIRECT CONNECT APPLICATION	INDEX F
F	AQUA	UNSEALED	5420100KN	13511352	DIRECT CONNECT APPLICATION	INDEX F
		SEALED	5420105	13512013	DIRECT CONNECT APPLICATION	INDEX F
		SEALED	5420101KN	13511358	DIRECT CONNECT APPLICATION	INDEX F
		SEALED	5420101S	13500117	DIRECT CONNECT APPLICATION	INDEX F
E	DK GRN	UNSEALED	5420100 IN	13511350	DIRECT CONNECT APPLICATION	INDEX E
		UNSEALED	5420100Z	13500110	DIRECT CONNECT APPLICATION	INDEX E
		SEALED	5420101 IN	13511356	DIRECT CONNECT APPLICATION	INDEX E
		SEALED	5420101Z	13500115	DIRECT CONNECT APPLICATION	INDEX E
D	ORANGE	UNSEALED	5420104KN	13511351	DIRECT CONNECT APPLICATION	INDEX D
		UNSEALED	5420104Z	13500114	DIRECT CONNECT APPLICATION	INDEX D
		SEALED	5420104K	13511357	DIRECT CONNECT APPLICATION	INDEX D
		SEALED	5420110 IN	13511354	DIRECT CONNECT APPLICATION	INDEX D
C	DK GREY	SEALED	5420101	15537698	DIRECT CONNECT APPLICATION	INDEX C
		SEALED	•5420102 IN	13511360	DIRECT CONNECT APPLICATION	INDEX C
		SEALED	•5420102J	13511343	DIRECT CONNECT APPLICATION	INDEX C
		SEALED	▲7D6940	▲ 3N6B7B0	DIRECT CONNECT APPLICATION	INDEX C
		SEALED	F07J010	13511376		
	LT GRN	UNSEALED	5420100ZN	13511349	5420100B	13500014
		UNSEALED	5420100Z	13500109	5420100B	13500114
		SEALED	5420102N	13511355	5420101B	13500118
		SEALED	5420101Z	15736036	5420101B	13500118
		SEALED	•5420106Z	15537705	DIRECT CONNECT APPLICATION	INDEX G
		SEALED	•5420104N	13511364	DIRECT CONNECT APPLICATION	INDEX E
B	LT GREY	SEALED	F07J10Z	13511377	DIRECT CONNECT APPLICATION	INDEX B
		UNSEALED	5420100KN	13511348	5420100T	13500113
		UNSEALED	5420100T	13500108	5420100T	13500113
		SEALED	F96J010	13511375		
		SEALED	5420102N	13511353	5420101T	15491340
		SEALED	5420101Z	1364403	5420101T	15491340
		SEALED	•5420106 IN	13511359	5420101T	15491340
		SEALED	▲7D6940	▲ 3N6B7T0	DIRECT CONNECT APPLICATION	INDEX B
A	BLACK	UNSEALED	5420100KN	13511347	5420100G	13500112
		UNSEALED	5420100Z	15492298	5420100G	13500112
		SEALED	5420100J	15716895	5420101G	15425612
		SEALED	•5420102KN	13511358	5420101G	15425612
		SEALED	•5420105K	1367110	5420101G	15425612
		SEALED	5420105K	1367110	5420105B	13511345
		SEALED	5420105KN	13511363	5420101G	15425612
		SEALED	▲7D6940	▲ 3N6B7B0	DIRECT CONNECT APPLICATION	INDEX A
		SEALED	5420105IN	13511362	DIRECT CONNECT APPLICATION	INDEX A
TYPE	COLOR	SEALED/ UNSEALED	15537328 MFL	15537328 APTIV	15537328 MFL	PART NO APTIV
			FEMALE ASSEMBLY		WATING ASSEMBLY FOR REFERENCE ONLY	

5420100KN	U	13511347	01	AB	A	5420102G	15537342	5420101F	15537139	-	-	-	-	-	-	-	-	X	-
5420100JN	U	13511348	01	AB	B	5420102T	15537343	5420101F	15537139	-	-	-	-	-	-	-	-	X	-
5420100JN	U	13511349	01	AB	C	5420102B	15537344	5420101F	15537139	-	-	-	-	-	-	-	-	X	-
5420100IN	U	13511350	01	AB	D	5420103G	15537301	5420101F	15537139	-	-	-	-	-	-	-	-	X	-
5420101IN	U	13511351	01	AB	E	5420103T	15537304	5420101F	15537139	-	-	-	-	-	-	-	-	X	-
5420100SN	U	13511352	01	AB	F	5420103Z	15537307	5420101F	15537139	-	-	-	-	-	-	-	-	X	-
5420100Z	U	15492298	01	AJ	A	5420102G	15537342	5420101F	15537139	-	-	-	-	-	-	54200003	15537297	X	-
5420100I	U	13500108	01	AB	B	5420102T	15537343	5420101F	15537139	-	-	-	-	-	-	54200003	15537297	X	-
5420100Z	U	13500109	01	AB	C	5420102B	15537344	5420101F	15537139	-	-	-	-	-	-	54200003	15537297	X	-
5420100I3	U	13500110	01	AB	D	5420103G	15537301	5420101F	15537139	-	-	-	-	-	-	54200003	15537297	X	-
5420100I4	U	13500111	01	AB	E	5420103T	15537304	5420101F	15537139	-	-	-	-	-	-	54200003	15537297	X	-
5420100I5	U	13512013	01	AB	F	5420103Z	15537307	5420101F	15537139	-	-	-	-	-	-	54200003	15537297	X	-
5420100J9	U	15316895	01	AN	A	5420102G	15537342	5420101F	15537139	5420104F	15537328	5420105D	13679J05	5420102J	15537341	54200003	15537297	-	-
▲7D6J900	Y	▲13868780	01	AB	A	5420102G	15537342	5420101F	15537139	5420104F	15537328	C7595R00	3J5222J5	5420102J	15537341	54200003	15537297	-	-
5420101J0	U	1364403	01	AB	B	5420102T	15537343	5420101F	15537139	5420104F	15537328	5420105D	13679J05	5420102J	15537341	54200003	15537297	-	-
▲7D6J900	Y	▲13868771	01	AB	B	5420102T	15537343	5420101F	15537139	5420104F	15537328	C7595R00	3J5222J5	5420102J	15537341	54200003	15537297	-	-
5420101J2	U	15316236	01	AB	C	5420102B	15537344	5420101F	15537139	5420104F	15537328	5420105D	13679J05	5420102J	15537341	54200003	15537297	-	-
F06J900	Y	13868780	01	AB	C	5420102B	15537344	5420101F	15537139	5420104F	15537328	C7595R00	3J5222J5	5420102J	15537341	54200003	15537297	-	-
5420101I4	U	13500116	01	AB	D	5420103G	15537301	5420101F	15537139	5420104F	15537328	5420105D	13679J05	5420102J	15537341	54200003	15537297	-	-
5420101I3	U	13500115	01	AB	E	5420103T	15537304	5420101F	15537139	5420104F	15537328	5420105D	13679J05	5420102J	15537341	54200003	15537297	-	-
5420101I5	U	13500117	01	AB	F	5420103Z	15537307	5420101F	15537139	5420104F	15537328	5420105D	13679J05	5420102J	15537341	54200003	15537297	-	-
5420101I	U	15537698	01	AB	C	5420102B	15537344	5420101F	15537139	5420104F	15537328	5420105D	13679J05	5420102J	15537341	54200003	15537297	-	-
•5420102J3	U	13511343	01	AB	F	5420103Z	15537307	5420101F	15537139	5420104F	15537328	•5420105D	•13679J05	•5420102J	•15537341	54200003	15537297	-	-
5420104J	U	1364481	01	AB	G	5420103J	15537309	5420101F	15537139	5420104F	15537328	5420105D	13679J05	5420102J	15537341	54200003	15537297	-	-
•5420105J	U	13677105	01	AJ	A	5420102G	15537342	5420101F	15537139	5420104F	15537328	•5420105D	•13679J05	•5420102J	•15537341	54200003	15537297	-	-
•5420106J	U	15537705	01	AB	C	5420102B	15537344	5420101F	15537139	5420104F	15537328	•5420105D	•13679J05	•5420102J	•15537341	54200003	15537297	-	-
•5420106J	U	15537706	01	AB	G	5420103J	15537309	5420101F	15537139	5420104F	15537328	•5420105D	•13679J05	•5420102J	•15537341	54200003	15537297	-	-
5420106J	U	13511374	01	AB	A	5420102G	15537342	5420101F	15537139	5420104F	15537328	5420105D	13679J05	5420102J	15537341	54200003	15537297	-	-
F96J010	Y	13511375	01	AB	B	5420102T	15537343	5420101F	15537139	5420104F	15537328	•C7595R00	•3J5222J5	•5420102J	•15537341	54200003	15537297	-	-
▲7D7J010	Y	▲13511376	01	AB	C	5420102B	15537344	5420101F	15537139	5420104F	15537328	•C7595R00	•3J5222J5	•5420102J	•15537341	54200003	15537297	-	-
•5420102ZN	U	13511359	01	AB	A	5420102G	15537342	5420101F	15537139	5420104F	15537328	•5420105D	•13679J05	•5420102J	•15537341	-	-	-	-
5420105KN	U	13511363	01	AB	C	5420102B	15537344	5420101F	15537139	5420104F	15537328	5420105D	13679J05	5420102J	15537341	-	-	-	X
F67J10	A	13511377	01	AB	B	5420102T	15537343	5420101F	15537139	5420104F	15537328	5420105D	15537330	5420102J	15537341	-	-	-	X
•5420105IN	U	13511362	01	AB	A	5420102G	15537342	5420101F	15537139	5420104F	15537328	5420105D	15537330	5420102J	15537341	-	-	-	-
•5420106IN	U	13511364	01	AB	C	5420102B	15537344	5420101F	15537139	5420104F	15537328	•5420105D	•13679J05	•5420102J	•15537341	-	-	-	-
•5420106SN	U	13511365	01	AB	G	5420103J	15537309	5420101F	15537139	5420104F	15537328	•5420105D	•13679J05	•5420102J	•15537341	-	-	-	-
5420101JN	U	13511353	01	AB	B	5420102T	15537343	5420101F	15537139	5420104F	15537328	5420105D	13679J05	5420102J	15537341	-	-	-	-
5420101JN	U	13511355	01	AB	C	5420102B	15537344	5420101F	15537139	5420104F	15537328	5420105D	13679J05	5420102J	15537341	-	-	-	-
5420101IN	U	13511357	01	AB	D	5420103G	15537301	5420101F	15537139	5420104F	15537328	5420105D	13679J05	5420102J	15537341	-	-	-	-
5420101IN	U	13511356	01	AB	E	5420103T	15537304	5420101F	15537139	5420104F	15537328	5420105D	13679J05	5420102J	15537341	-	-	-	-
5420101SN	U	13511358	01	AB	F	5420103Z	15537307	5420101F	15537139	5420104F	15537328	5420105D	13679J05	5420102J	15537341	-	-	-	-
5420101Z	U	13511354	01	AB	C	5420102B	15537344	5420101F	15537139	5420104F	15537328	5420105D	13679J05	5420102J	15537341	-	-	-	-
•5420102JN	U	13511360	01	AB	C	5420102B	15537344	5420101F	15537139	5420104F	15537328	•5420105D	•13679J05	•5420102J	•15537341	-	-	-	-
5420104JN	U	13511361	01	AB	G	5420103J	15537309	5420101F	15537139	5420104F	15537328	5420105D	13679J05	5420102J	15537341	-	-	-	-
PART NO	REV	PART NO	REV	N/P	TYPE	PART NO	PART NO	PART NO	PART NO	PART NO	PART NO	PART NO	PART NO	PART NO	PART NO	PART NO	PART NO	CONNECTOR ASSEMBLY TEMPERATURE CLASS PER SAE/USCAR-2 REV 5	22-10 AWG ID (-5, TO Ø 4.09)	PLUG
MFL		APTIV				MFL	APTIV	MFL	APTIV	MFL	APTIV	MFL	APTIV	MFL	APTIV	MFL	APTIV			
ASSEMBLY						CONN		PLR		CONN SEAL		MATT SEAL		RETAINER		CPA				

WWL - MOTORIZED VEHICLES
APN - APTIV PART NO

THIS DRAWING IS THE PROPRIETARY PROPERTY OF APTIV AND IS TO BE RETURNED UPON REQUEST. THIS DRAWING MAY NOT BE COPIED OR MADE AVAILABLE TO ANY PERSON OR ENTITY OTHER THAN THE RECIPIENT WITHOUT WRITTEN PERMISSION OF APTIV.

PROJECTION: THIRD ANGLE
DIMENSIONS ENCLOSED IN A DECEMBER DASHED LINE ARE REFERENCE DIMENSIONS.
TOLERANCES UNLESS OTHERWISE SPECIFIED:
FRACTIONS ±1/16 DECIMALS .XX ±0.01 .XXX ±0.005 .XXXX ±0.0005
ANGLES ±1/2°
SURFACE ROUGHNESS: 125 RMS

THIRD ANGLE PROJECTION

SQ NO 9 ISO 216 A4

NX

APTIV
CONNECTION SYSTEMS
CHICAGO, IL
COPYRIGHT 2014 APTIV. ALL RIGHTS RESERVED.

THIS DRAWING IS THE PROPRIETARY PROPERTY OF APTIV AND IS TO BE RETURNED UPON REQUEST. THIS DRAWING MAY NOT BE COPIED OR MADE AVAILABLE TO ANY PERSON OR ENTITY OTHER THAN THE RECIPIENT WITHOUT WRITTEN PERMISSION OF APTIV.

TITLE	PART DRAWING
DRAWN (NAME / DATE)	CARLOS DELGADILLO / IBAP14
APPD	CARLOS DELGADILLO / IBAP14
APPD	J. CARLOS FLORES / IBAP14
UNLESS OTHERWISE SPECIFIED	
REPRODUCTION OF CONTENTS AND REFERENCES PROHIBITED WITHOUT WRITTEN CONSENT.	
SIZE	SEE DRAWING
DRAWING TITLE	TAXI CONN
DRAWING NUMBER	15497007
SHEET	1 OF 2
REVISION	R 03

ALL DIMENSIONS ARE IN MILLIMETERS.

DRAWING NUMBER	SHEET	REVISION
15497007	1 OF 2	R 03

15497007