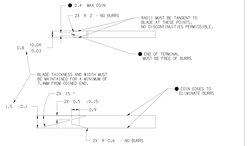

MATERIAL SPECIFICATIONS

RECOMMENDED:

BASE METAL - CDA-210, EXTRA SPRING TEMPER

- TIN PLATING (WHERE APPLICABLE TO 125 °C MAX CONTINUOUS USAGE):
  0.2032 - 0.5207 MM (200 µIN - 500 µIN) ELECTROPLATED TIN.
- USAGE OF PLATING TYPES OTHER THAN RECOMMENDED MUST BE APPROVED BY DELPHI PACKARD ELECTRIC MATERIALS ENGINEERING.

MINIMUMS

ELECTRICAL CONDUCTIVITY - 28% IACS AT 20 °C, USE OF A MATERIAL WITH LOWER CONDUCTIVITY MUST BE APPROVED BY PACKARD ELECTRIC MATERIALS ENGINEERING.

TENSILE STRENGTH - 430 - 480 MPa

UNDERPLATING FOR TIN PLATING - FOR BASE MATERIALS CONTAINING 10% OR MORE ZINC, AN UNDERPLATE OF COPPER 0.1016 MM (100 µIN) MINIMUM THICK IS REQUIRED.

PROCESSING LUBRICANT - ANY PROCESSING LUBRICANT REMAINING ON TERMINALS MUST BE APPROVED BY DELPHI PACKARD ELECTRIC SYSTEMS ENGINEERING.
CONNECTION UP TO A MAXIMUM TEMPERATURE OF 150 °C, USE OF A °C PROCESSING LUBRICANTS MUST BE APPROVED BY DELPHI PACKARD ELECTRIC SYSTEMS ENGINEERING.

MATING BLADE INFORMATION

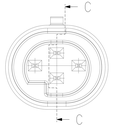

OPTIONAL CONSTRUCTION

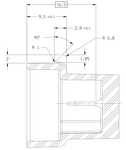

SECTION C-C

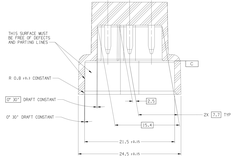

SECTION A-A

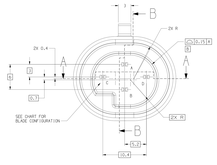

MATING CONNECTOR INFORMATION

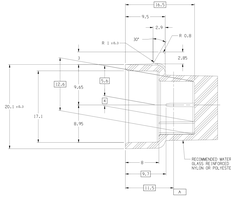

SECTION B-B

NOTES

1. UNLESS OTHERWISE SPECIFIED AND/OR INDICATED:
   DIMENSIONS ARE TO FACE OF VIEW SHOWN AND AUTOMATICALLY MEASURED BY COMPUTER FOR INSPECTION. FEEL WITH MODEL FOR PRECISE DIMENSION.
   ALL RADII 0.4
   DRAFT 15.1° ON ALL OUTSIDE SURFACES.

OPTIONAL CONSTRUCTION

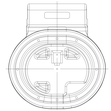

TYPE 102
SAME AS TYPE (0)
EXCEPT AS SHOWN

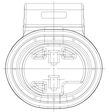

TYPE 103
SAME AS TYPE (0)
EXCEPT AS SHOWN

TYPE 104
SAME AS TYPE (0)
EXCEPT AS SHOWN

TYPE 105
SAME AS TYPE (0)
EXCEPT AS SHOWN

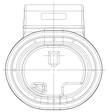

TYPE 106
SAME AS TYPE (0)
EXCEPT AS SHOWN

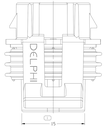

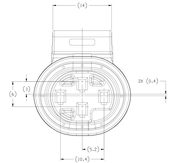

TYPE 101

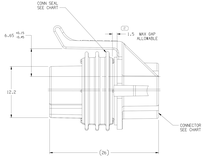

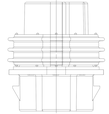

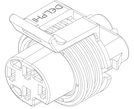

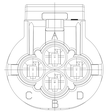

NOTES

1. UNLESS OTHERWISE SPECIFIED AND/OR INDICATED:
   DIMENSIONS ARE TO FACE OF VIEW SHOWN AND AUTOMATICALLY MEASURED BY COMPUTER FOR INSPECTION. FEEL WITH MODEL FOR PRECISE DIMENSION. FOR ALL OTHER DIMENSIONS NOT SHOWN NOT REQUIRED FOR TOOL MAKING, REFER TO THE PRODUCT SPECIFICATION DATA.
2. DESIGN ALL PARS SALT FOG AND IMMERSION TEST AFTER CONDITIONING AS SPECIFIED IN EIA-710 (METRI-PACK).
3. FOR APPLICATION DATA SEE THE INDIVIDUAL APPLICATION DRAWINGS.
4. THIS PRODUCT IS NOT CATEGORIZED AS AN APPEARANCE ITEM, MINOR IMPERFECTIONS, INCLUDING BUT NOT LIMITED TO, FLOW MARKS, COLOR BLEMISHES, GATE VESTIGE, AND SOFT FLASH THAT DO NOT AFFECT THE FIT, FORM, OR FUNCTION OF THE PART ARE ACCEPTABLE PER DPW# A-1-CS-01.
5. FOR PART NUMBER WITH ADHESIVE, USE #1P10203 OR ADHESIVE EQUIVALENT PREFERABLY ENGINEERING TO GLUE CONNECTOR SEAL TO CONNECTOR.

SYMBOL DEFINITION		MISSING SYMBOLS
X DIMENSION WITHOUT AN INSPECTION REPORT SYMBOL DOES NOT REQUIRE INSPECTION. IT MAY BE CONTROLLED ON THE INDIVIDUAL COMPONENT DRAWING.	TOTAL NO OF INSPECTIONS REQUIRED: 2	3
	LEV NO. LEV NO: 3	

| REVISION HISTORY | | |