SYMBOL DEFINITION		MISSING SYMBOLS
A DIMENSION WITHOUT AN INSPECTION REPORT SYMBOL DOES NOT REQUIRE INSPECTION. IT MAY BE CONTROLLED ON THE INDIVIDUAL COMPONENT DRAWING.	TOTAL NO OF INSPECTIONS REQUIRED: 52	NO MISSING SYMBOL NUMBER
	LAST NO. USED: 22	

					REVISION HISTORY					
DATE	STA	REV	PLP	ZONE		AUTH	DR	PCB	PCA	
13MOS	R	01	-	-	15444174 & 15472125 MOVE ON SHT #11 15480685 - RELEASED	247024	TLD	CLD	CSD	
14APR4	R	02	-	-	15491861 - RELEASED	251797	CJF	CJF	CSD	
14APR4	R	03	-	-	15483054 - RELEASED	251953	CJF	CJF	CSD	
15AUG4	R	04	-	-	15483054 - REVISED CABLE SEAL WAS ASLA	257347	CJF	CJF	CSD	
15APR5	R	05	-	-	1.R24844 - RELEASED	264175	SPE	JAH	CSD	
25DEC6	R	06	-	-	ALL ACTIVE PARTS - REMOVED DUMB LID PLUG ADDED DIM WL, STANDARD FORCE NOTE, WITH RECYCLING CODE COLUMN & LABELS: 1.R63429, 1.R63430 & 1.R63431 CS & 1.R63427 CB - RELEASED	284903	MWG	JAH	CSD	
11JAN7	R	07	-	-	1.R63811 - RELEASED	480065	SSS	SSS	CSD	
07JAN7	R	08	-	-	ALL ACTIVE PARTS - ADDED NOTE 8	481613	PGP	PGP	CSD	
19NOV7	R	09	-	-	ALL PARTS - ADDED RESTRICTED USAGE TO ALL PIGN PARTS AND REMOVED SEALING CODE NOTE	482823	RN	RN	CSD	
15JAN9	R	10	-	-	1.R29844, 15444174, 15472125, 15480685, 15483054 & 15491861 - OBSOLETE AND ADDED REPLACED BY COLUMN IN SHPTT	488825	JTD	PKV	CSD	
24JLD9	R	11	-	-	1.R63811 - CONN MAG 15443874 AND REMOVED "RESTRICTED" FROM SHPTT	498457	JTD	PKV	CSD	
18DEC12	R	12	-	-	1.R98925 - RELEASED	416867	KTT	JAM	KA	
01AUG14	R	13	-	-	ALL PARTS - REVISED "SECONDARY LOCK" LABEL	423455	CWP	PSP	PSP	

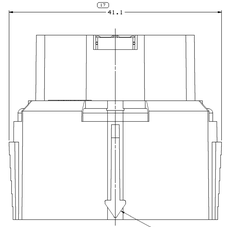

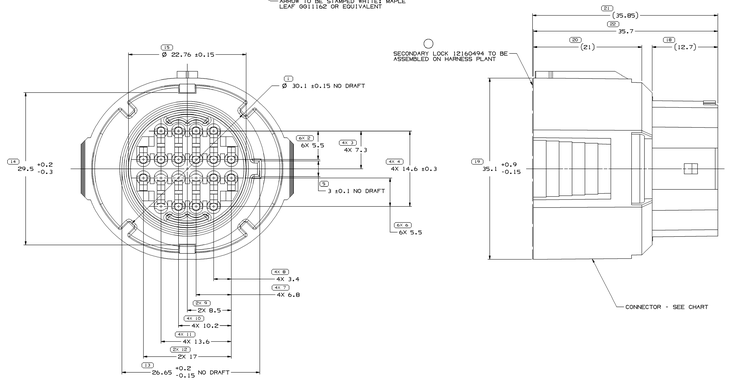

TYPE 101

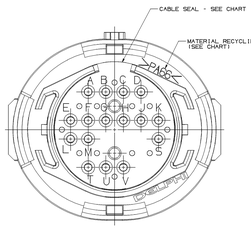

TYPE 102
SAME AS TYPE 101
EXCEPT AS SHOWN

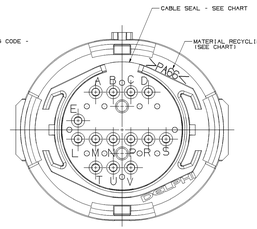

TYPE 103
SAME AS TYPE 101
EXCEPT AS SHOWN

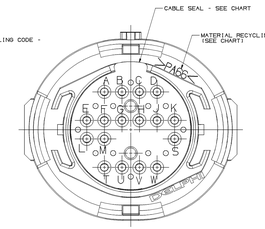

TYPE 104
SAME AS TYPE 101
EXCEPT AS SHOWN

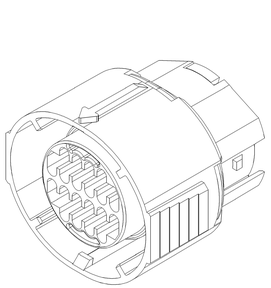

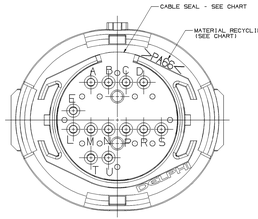

TYPE 105
SAME AS TYPE 101
EXCEPT AS SHOWN

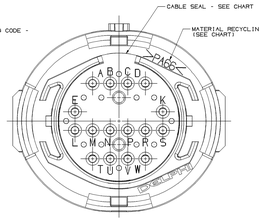

TYPE 106
SAME AS TYPE 101
EXCEPT AS SHOWN

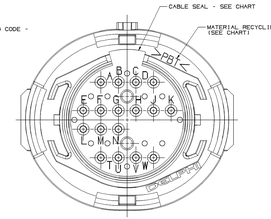

TYPE 107
SAME AS TYPE 101
EXCEPT AS SHOWN

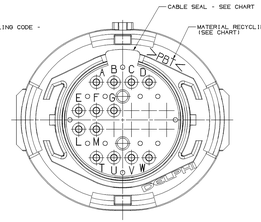

TYPE 108
SAME AS TYPE 101
EXCEPT AS SHOWN

NOTES

1. UNLESS OTHERWISE SPECIFIED AND/OR INDICATED:

   DIMENSIONS ARE TO FACE OF VIEW SHOWN AND AUTOMATICALLY ROUNDED BY COMPUTER FOR INSPECTION (SEE MATH MODEL FOR PRECISE DIMENSIONS). FOR ALL OTHER DIMENSIONS, DO NOT SCALE FROM THIS DRAWING. SEE MATH MODEL FOR PRECISE TOOL PATH DATA.

2. WHEN PARTS ARE SHIPPED THEY MUST BE PACKED IN ANTIC BAGS OR SHIPPING CONTAINERS MUST BE LINED WITH PLASTIC LINERS. BAGS OR LINERS MUST BE SEALED TO AVOID FOREIGN MATTER.

3. REFERENCE MATING COMPONENTS OR EQUIVALENT!

   SEE CHART.

4. SINGLE LOCK CONNECTOR ASSEMBLIES SHOWN ON TAXI 12160489 SHEET 1.

5. FORCE TO DISENGAGE PRIMARY LOCK EXCEEDS 70N.

6. HYGROSCOPIC MATERIALS ABSORB AND RELEASE MOISTURE DEPENDING ON THE RELATIVE HUMIDITY OF THE ENVIRONMENT. HYGROSCOPIC POLYMERS SUCH AS PA6 AND PA66 INCLUDE IN GENERAL REQUIRE PROPER STORAGE AND PACKAGING. EVERY EFFORT HAS BEEN MADE TO PROTECT THE HYGROSCOPIC MATERIALS IN THIS PRODUCT AT INITIAL SHIPMENT FROM THE DELPHI PRODUCING PLANT. FAILURE TO PROTECT COMPONENTS COMPOSED OF HYGROSCOPIC MATERIALS DURING SUBSEQUENT HANDLING, STORAGE AND PACKAGING, PARTICULARLY IN HIGH HUMIDITY ENVIRONMENTS CAN RESULT IN DIMENSIONAL CHANGE FOR WHICH DELPHI WILL NOT BE LIABLE.

7. FOR APPLICATION DATA SEE THE INDIVIDUAL APPLICATION DRAWINGS.

| | | | | | | | | | |