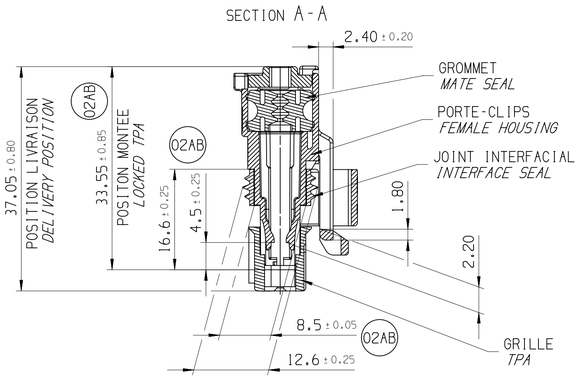
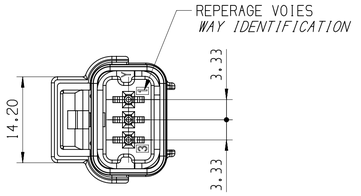
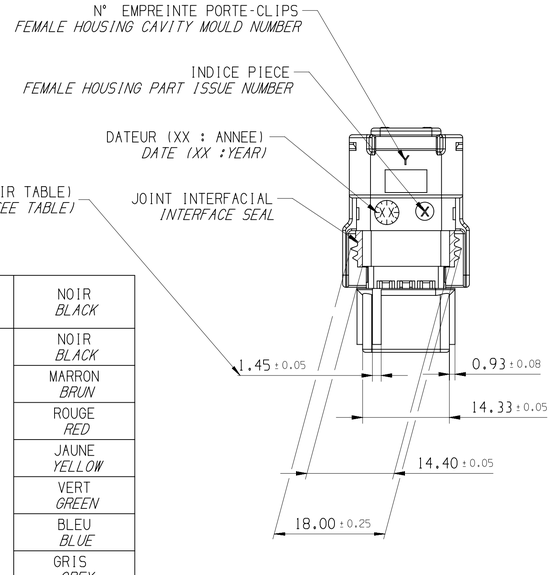
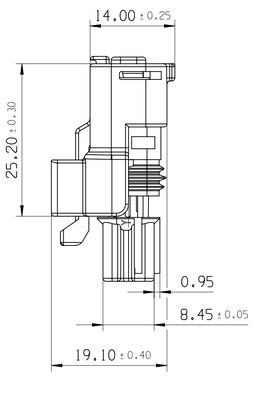
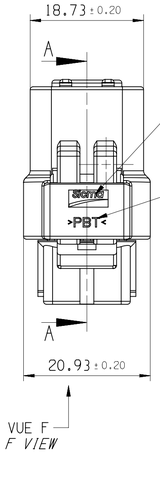
NOTA	SPECIFICATIONS
1	CONNECTEUR DOIT ETRE CONFORME AU CDC:96 238 404 99 *FEMALE CONNECTOR ACCORDING TO SPECIFICATION PSA :96 238 404 99*
2	CONNECTEUR SUIVANT: *FEMALE CONNECTOR ACCORDING TO* -CLASSE DE TEMPERATURE T3 SELON B217050 REV A *TEMPERATURE CLASS T3 ACCORDING TO B217050 REV A* -CLASSE DE VIBRATION MOTEUR SELON B217050 REV A *ENGINE VIBRATOR CLASS ACCORDING TO B217050 REV A* -CLASSE ETANCHEITE 2 SELON B217050 REV A *SEALING CLASS 2 ACCORDING TO B217050 REV A*
3	PRECONISATION D'UTILISATION / *USER MANUAL* REF MVL: PU 071/ *MVL'S REFERENCE: PU 071* REF PSA:96 556 834 99/ *PSA'S REFERENCE:96 556 834 99*
4	ALVEOLE SUIVANT STE: 96 288 230 99 *CAVITY ACCORDING TO: STE: 96 288 230 99*
5	CONNECTEUR ET POSITION ALVEOLE CONFORMES AU PLAN D'INTERFACE 211FT0523 ET STE 96 339 622 99 *FEMALE CONNECTOR AND CAVITY'S POSITION ACCORDING TO: DRAWING INTERFACE 211FT0523 ET STE 96 339 622 99*
6	CONDUCTEUR SUIVANT STE:96 418 794 99 *WIRE ACCORDING TO: STE:96 418 794 99*
7	CONDITIONNEMENT SUIVANT NORME: E73 03 150G *PACKAGING ACCORDING TO STANDARD: E73 03 150G*
8	DIAMETRE DE L'ISOLANT DES FILS *WIRE INSULATION DIAMETER* :MINI:1.40 :MAXI:2.80
9	MASSE DU PRODUIT LIVRABLE : 6g *DELIVERY CONNECTOR WEIGHT : 6g*
10	CHARNIERE DE PLAQUETTE ARRIERE ABSENTE OU CASSEE ADMISE *NO WAFER HINGE OR WAFER HINGE BROKEN ALLOWED*
11	DEFAUTS D'ASPECT SUR ZONES NON FONCTIONNELLES ADMIS *VISUAL DEFECTS ON NO FUNCTIONNAL AREAS ALLOWED*

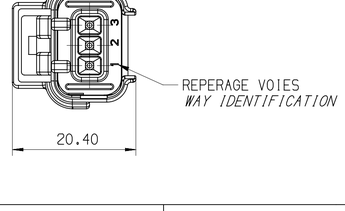




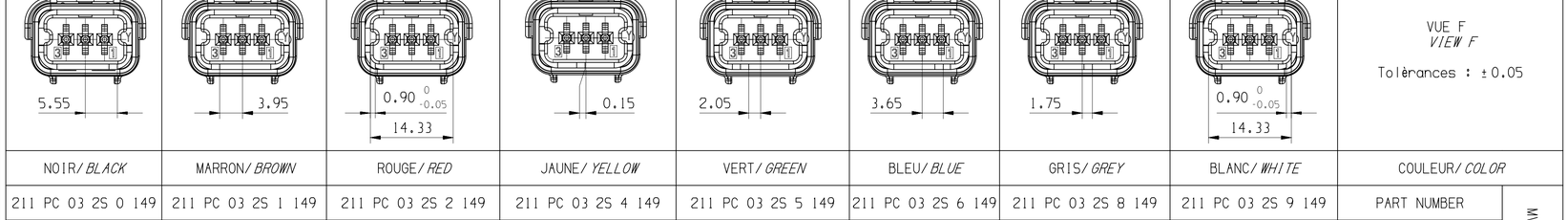








PORTE-CLIPS *FEMALE HOUSING*	211 I 0 074	33501294	PBT NON CHARGE *PBT: 0 % GF*	NOIR *BLACK*
GRILLE *TPA*	211 M 0 101	33501300	PBT 15 % FV *PBT: 15% GF*	NOIR *BLACK*
	211 M 1 101	33508042		MARRON *BRUN*
	211 M 2 101	33508044		ROUGE *RED*
	211 M 4 101	33508040		JAUNE *YELLOW*
	211 M 5 101	33508041		VERT *GREEN*
	211 M 6 101	33508039		BLEU *BLUE*
	211 M 8 101	33501315		GRIS *GREY*
	211 M 9 101	33508043		BLANC *WHITE*
GROMMET *MAT SEAL*	211 M 109	33501309	SILICONE 30Sh AUTOLUBRIFIE	VERT *GREEN*
JOINT INTERFACIAL *INTERFACIAL SEAL*	211 M 076	33501305	SILICONE 30Sh 4% D'HUILE	BLEU *BLUE*
DESIGNATION *DESCRIPTION*	REF. MVL *MVL'S REFERENCE*	REF. APTIV *APTIV'S REFERENCE*	MATIERE *MATERIAL*	COULEUR *COLOUR*

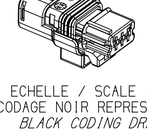


VUE F
VIEW F

Tolèrances : ± 0.05

NOIR/ *BLACK*	MARRON/ *BROWN*	ROUGE/ *RED*	JAUNE/ *YELLOW*	VERT/ *GREEN*	BLEU/ *BLUE*	GRIS/ *GREY*	BLANC/ *WHITE*	COULEUR/ *COLOR*	
211 PC 03 2S 0 149	211 PC 03 2S 1 149	211 PC 03 2S 2 149	211 PC 03 2S 4 149	211 PC 03 2S 5 149	211 PC 03 2S 6 149	211 PC 03 2S 8 149	211 PC 03 2S 9 149	PART NUMBER	MVL
B	B	B	B	B	B	B	B	PART REVISION	
10820167	10820168	10820169	10820170	10820171	10820172	10820173	10820174	PART NUMBER	APTIV
01	01	01	01	01	01	01	01	PART REVISION	

3D VIEW



ECHELLE / SCALE 1:1
CODAGE NOIR REPRESENTE
BLACK CODING DRAW

A ——— LINE DRAWN THROUGH A PART NUMBER INDICATES THAT PHYSICAL PARTS ARE NOT AVAILABLE FOR ORDERING.

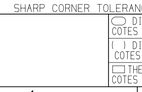
PART NUMBERS THAT DO NOT HAVE A LINE PRESENT INDICATE THAT PHYSICAL PARTS ARE AVAILABLE FOR ORDERING.

CONTACT APTIV SALES TO ASSURE AVAILABILITY OF PARTS.

LA LIGNE ——— TRACÉE SUR LA RÉFÉRENCE PIÈCE INDIQUE QUE LA PIÈCE N'EST PAS DISPONIBLE À LA COMMANDE.

LES RÉFÉRENCES PIÈCES QUI NE SONT PAS BARRÉES INDIQUENT QUE CELLES-CI SONT DISPONIBLES PHYSIQUEMENT POUR ÊTRE COMMANDÉES.

CONTACTER LE SERVICE COMMERCIAL DE APTIV POUR S'ASSURER DE LA DISPONIBILITÉ DES PIÈCES



SHARP CORNER TOLERANCE

DIM TO CHECK
COTES A VERIFIER
() DIM FOR HELP
COTES POUR INFO
THEORETIC DIM
COTES THEORIQUES

DWG STATUS DATE	STG	REV	N/P	CHG	ZONE	REVISION HISTORY	AUTH	DR	APVD 1	APVD 2
09DE17	R	01				FILE TRANSLATED FROM MVL SYSTEM REDRAWN IN NX SCALE CHANGED FROM 4:1 TO 2:1		VSR	SLA	PME
19MR18	R	02	-	-	A5-12 B010-11	UPDATED TO DELPHI STANDARD PART REVISION CHANGED TO B DELPHI P/N ADDED		A.RAJ	J.LEV	J.LEV
29AP20	R	02	AA	-	C2-3	DISTR CODE "D" WAS "L"		P.BAL	J.LAL	L.LEC
29JL20	R	02	AB		G5 G5 H6	DIM 8.5± 0.05 WAS 8.7± 0.05 DIM 16.60 AND DIM 4.50 POSITION UPDATED DIM 33.55 POSITION UPDATED		P.BAL	J.LAL	L.LEC

DWG TYP
CUSTOMER PART DRAWING

WEIGHT (GR)
SEE TABLE

VOLUME (CM³)
--

ROUTING

DISTR CODE
D

UNLESS OTHERWISE SPECIFIED

GENERAL TOLERANCES ACCORDING TO:
±0.1 ±2°

GD&T ACCORDING TO:
ISO 1101

REFERENCE
211FT0526

FIRST ANGLE PROJECTION

DO NOT SCALE
USE MATH DATA

CAD NX

•APTIV•

CONNECTION SYSTEMS
Chennai, India

COPYRIGHT 2017 APTIV. ALL RIGHTS RESERVED.

THIS DRAWING IS THE PROPERTY OF APTIV AND CONTAINS APTIV CONFIDENTIAL INFORMATION. THE REPRODUCTION, DISTRIBUTION AND UTILIZATION OF THIS DOCUMENT OR ITS RELATED CAD MATH DATA, AS WELL AS COMMUNICATION OF ANY CONTENT TO OTHERS, WITHOUT EXPRESS AUTHORIZATION, IS PROHIBITED.

CE PLAN EST LE PROPRIETE DE APTIV ET CONTIENT DES INFORMATIONS APTIV CONFIDENTIELLES. LA REPRODUCTION, LA DISTRIBUTION ET L'UTILISATION DE CE DOCUMENT OU DE SES DONNÉES MATHÉMATIQUES CAO, AINSI QUE LA COMMUNICATION DE TOUT CONTENU À AUTRUI, SANS AUTORISATION EXPRESSE EST INTERDITE.

		DATE
DR	JEANDET	20SE06
APVD1	F FAURIE	19MR13
APVD2	S LACOTE	19MR13
APVD3	PASCAL MENARD	19MR13
APVD4		
APVD5		

SUBSTANCES OF CONCERN AND RECYCLED CONTENT PER APTIV 10949001
MATIÈRES PROSCRITES ET CONTENU RECYCLABLE SELON APTIV 10949001

MATERIAL
SEE TABLE

DRAWING NAME
3-WAY 1.5X0.8 FEMALE CONNECTOR

MINI SEALED 'NM' FAMILY

DRAWING NUMBER
10831095

SIZE	SCALE	FRAME NO	SHEET NO	STG	REV	N/P
A1	2:1	1 OF 1	1 OF 2	R	02	AB

User: KZSGTM
Plot: MS-CU507-SQ1/02AB Date: 29-Jul-20 Time: 14:31:59
KZSGTM,07292020111:00:17/pcms.cus