SYMBOL DEFINITION			MISSING SYMBOLS
A DIMENSION WITHOUT AN INSPECTION REPORT SYMBOL ( ) DOES NOT REQUIRE INSPECTION. IT MAY BE CONTROLLED ON THE INDIVIDUAL COMPONENT DRAWING.	TOTAL NO OF INSPECTIONS REQUIRED	7	NO MISSING SYMBOL NUMBER
	LAST NO. USED	7	

DWG STATUS DATE	SIZE	REV	N/P	CHG	ZONE	REVISION HISTORY	AUTH	DR	APVD	APVD
20JN16	R	01	-	-	-	ALL PARTS - RELEASED PART DRAWING	433406	DRA	DMT	DMT
07MR17	R	02	-	-	-	ALL PARTS - (25.371 WAS (25.61), 4.33 WAS 5.41, 5.16 WAS 5.94 & 9.94 WAS 10.18 AND UPDATED CPA, ISL & CONNECTOR TO LATEST REVISION	435901	JOM	JOM	MLP	MLP
31AU17	R	03	-	-	-	"SHT 1 OF 4" WAS "SHT 1 OF 2"	437650	AHG	MLP	MLP	
02OC17	R	04	-	-	-	ALL PARTS - UPDATED CONNECTOR, ISL & CPA TO LATEST REVISION AND DIM 4.95 WAS 5.14	437926	ESC	ESC	MLP	
15AU18	R	05	-	-	-	33340319 - CPA WAS 33224253; ALL PARTS - ADDED "CONNECTOR COLOR" COLUMN & "CPA COLOR" COLUMN AND UPDATED "NON APPEARANCE ITEM" NOTE	440536	LKA	JAA	MLP	
21MR19	R	06	-	-	-	ALL PARTS - UPDATED PART AVAILABILITY	442439	JLL	JAA	MLP	

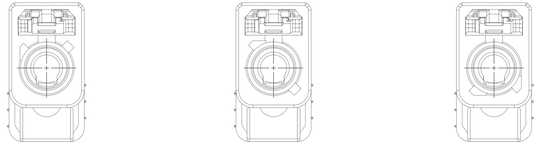

TYPE 102
SAME AS TYPE 101
EXCEPT AS SHOWN

TYPE 107
SAME AS TYPE 101
EXCEPT AS SHOWN

TYPE 112
SAME AS TYPE 101
EXCEPT AS SHOWN

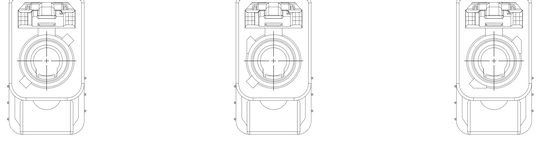

TYPE 103
SAME AS TYPE 101
EXCEPT AS SHOWN

TYPE 108
SAME AS TYPE 101
EXCEPT AS SHOWN

TYPE 113
SAME AS TYPE 101
EXCEPT AS SHOWN

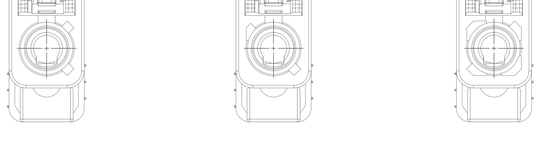

TYPE 104
SAME AS TYPE 101
EXCEPT AS SHOWN

TYPE 109
SAME AS TYPE 101
EXCEPT AS SHOWN

TYPE 114
SAME AS TYPE 101
EXCEPT AS SHOWN

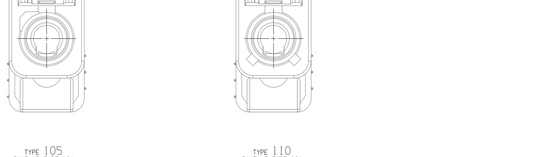

TYPE 105
SAME AS TYPE 101
EXCEPT AS SHOWN

TYPE 110
SAME AS TYPE 101
EXCEPT AS SHOWN

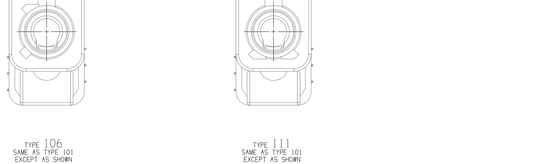

TYPE 106
SAME AS TYPE 101
EXCEPT AS SHOWN

TYPE 111
SAME AS TYPE 101
EXCEPT AS SHOWN

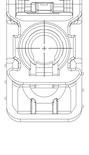

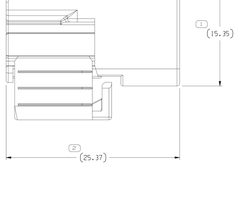

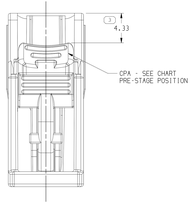

TYPE 101

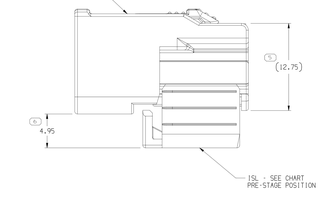

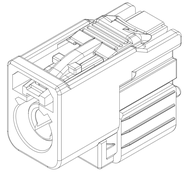

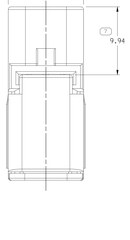

NOTES

1. UNLESS OTHERWISE SPECIFIED AND/OR INDICATED:

   DIMENSIONS ARE TO FACE OF VIEW SHOWN AND AUTOMATICALLY ROUNDED BY COMPUTER FOR INSPECTION (SEE MATH MODEL FOR PRECISE DIMENSIONS). FOR ALL OTHER DIMENSIONS NOT SHOWN BUT REQUIRED FOR TOOL BUILD, SEE MATH MODEL FOR PRECISE TOOL PATH DATA.

2. THIS PRODUCT IS NOT CATEGORIZED AS AN APPEARANCE ITEM. MINOR IMPERFECTIONS INCLUDING, BUT NOT LIMITED TO; FLOW MARKS, COLOR BLEMISHES, GATE VESTIGE, AND SOFT FLASH THAT DO NOT AFFECT THE FIT, FORM, OR FUNCTION OF THE PART ARE PERMISSIBLE PER EANP_4-3_CS_01_EN.

3. FOR APPLICATION DATA SEE THE INDIVIDUAL APPLICATION DRAWINGS.

PART NO	REV	N/P	TYPE	KEY OPTION	CONNECTOR	CONNECTOR COLOR	ISL	CPA	CPA COLOR
33340322	03	AB	114	Z	32253352	BLUE WATER	32239947	32224253	RED LIGHT
33340321	03	AB	113	N	32253348	GREEN LIGHT	32239947	32224253	RED LIGHT
33340320	03	AB	112	M	32253344	ORANGE LIGHT	32239947	32224253	RED LIGHT
33340319	03	AB	111	L	32253339	RED LIGHT	32239947	35012002	GRAY MEDIUM
33340318	03	AB	110	K	32253335	YELLOW	32239947	32224253	RED LIGHT
33340317	03	AB	109	I	32253330	BEIGE	32239947	32224253	RED LIGHT
33340316	03	AB	108	H	32253326	VIOLET HEATHER	32239947	32224253	RED LIGHT
33340315	03	AB	107	G	32253322	BLUE GRAY	32239947	32224253	RED LIGHT
33340314	03	AB	106	F	32253318	BROWN	32239947	32224253	RED LIGHT
33340313	03	AB	105	E	32253314	GREEN	32239947	32224253	RED LIGHT
33340312	03	AB	104	D	32253310	VIOLET CLARET	32239947	32224253	RED LIGHT
33340311	03	AB	103	C	32253305	BLUE DARK	32239947	32224253	RED LIGHT
33340310	03	AB	102	B	32253301	CREAM	32239947	32224253	RED LIGHT
33340309	03	AB	101	A	32239941	BLACK	32239947	32224253	RED LIGHT

DRAWING NUMBER: 33340308
A1x3 | SCALE 5:1 | IMAGE NO 2 OF 2 | SHEET NO 1 OF 4 | R | 06 | -

THIS DRAWING IS THE PROPERTY OF APTIV AND CONTAINS APTIV CONFIDENTIAL INFORMATION. THE RECEIPT OR POSSESSION OF THIS DRAWING OR UTILIZATION OF THIS DOCUMENT OR ITS RELATED CAD MATH DATA, WE WILL BE COMMUNICATION OF ANY CONTENTS TO OTHERS, WITHOUT EXPRESS AUTHORIZATION, IS PROHIBITED.

A ( ) LINE DRAWN THROUGH A PART NUMBER INDICATES THAT PHYSICAL PARTS ARE NOT AVAILABLE FOR ORDERING.

PART NUMBERS THAT DO NOT HAVE A LINE PRESENT INDICATE PHYSICAL PARTS ARE AVAILABLE FOR ORDERING.

CONTACT APTIV SALES TO ASSURE AVAILABILITY OF PARTS.

DWG TYPE: PART DRAWING

TITLE

VOLUME (CM³) | SYSTEM UOM

UNLESS OTHERWISE SPECIFIED
THIS DOCUMENT IS IN ACCORDANCE WITH ASME Y14.5M 1994 UNLESS OTHERWISE SPECIFIED. ALL DIMENSIONS AND TOLERANCING MAXIMUM MATERIAL. SEPARATE FATIGUE OF FEATURES MAY BE GAGED SEPARATELY REGARDLESS OF DATUM REFERENCES.

ALL DIMENSIONS ARE IN MILLIMETERS

(N/A) PROCESS SENSITIVE DIMENSION

DIMENSIONS ENCLOSED IN ( ) INDICATE REFERENCE DIMENSIONS AND NO TOLERANCE IS ASSIGNED TO THEM.

DIMENSIONAL RANGE (MM)									
FROM	0.00	>.50	>1.00	>3.00	>6.00	>10	>100	>200	>300
TO	.50	1.00	3.00	6.00	10.00	100	200	300	500
TOLERANCE (UNLESS OTHERWISE SPECIFIED)									
±0.13	±0.13	±0.13	±0.13	±0.13	±0.13	±0.13	±0.25	±0.50	±0.75
ANGULAR TOLERANCE ±0°									

REFERENCE

THIRD ANGLE PROJECTION

DO NOT SCALE | USE MATH DATA

NX

		DATE
DR		
APVD	OMAR ROJAS	20JN16
APVD	M. DELATORRE	20JN16
APVD	M. DELATORRE	20JN16
APVD		
APVD		

SUBSTANCES OF CONCERN AND RECYCLED CONTENT PER APTIV (DRAWING)

SEE CHART

DRAWING NAME: TAXI ASM CONN 1 F FAKRA JACK COAX

DRAWING NUMBER: 33340308

A1x3 | SCALE 5:1 | IMAGE NO 1 OF 2 | SHEET NO 1 OF 4 | R | 06 | -

•APTIV•
CONNECTION SYSTEMS
WARREN, OH

COPYRIGHT 2016 APTIV. ALL RIGHTS RESERVED.

33340308

TEMPLATE A3_PORTRAIT_ISO_V5.DWG Size=42.0KB Time=07:18:15
PRINTED BY: JOMAR ROJAS 2021-05-06