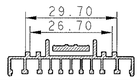	Marron 2	211 PC 10 9 S 1 017
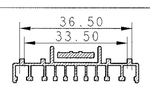	Gris 3	211 PC 10 9 S 8 017
	Noir 4	211 PC 10 9 S 0 017
COUPE P-P ECHELLE 1:1	Couleur	Réf. F.C.I.

DRAWING NUMBER NUMERO DU PLAN	211 FT 0458	REVISION INDICE	B00	SHEET FEUILLE	1 / 1	APPROVAL LEVEL NIV. D'APPROBATION	
DRAWING PLAN	-						

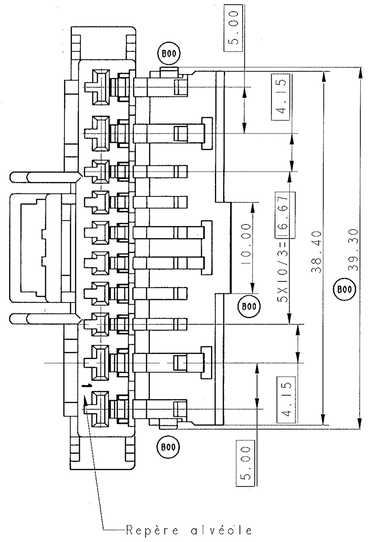

COUPE B-B

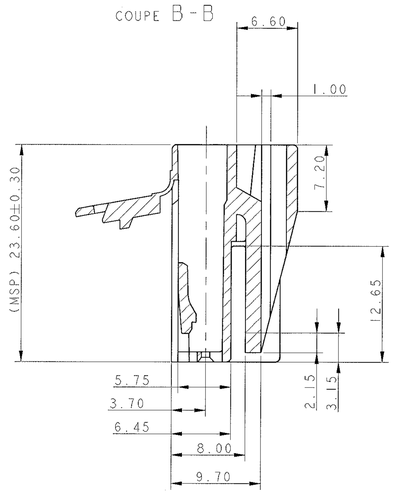

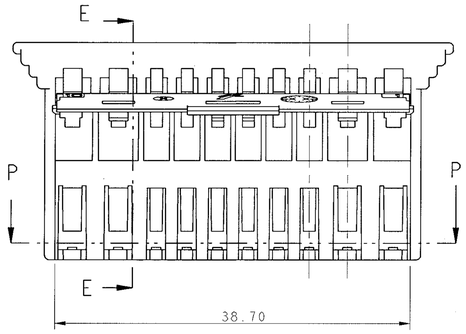

COUPE E-E

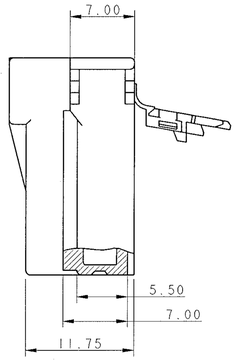

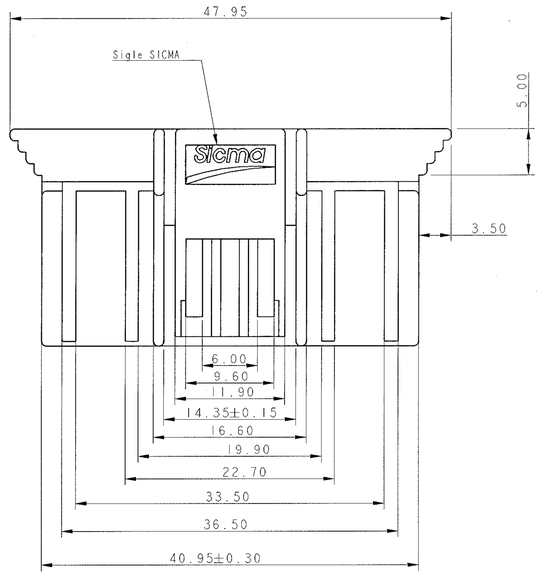

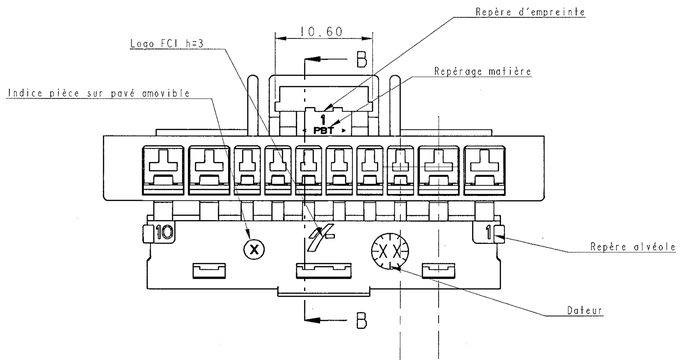

ARCHIVE LE 24/02/2003

ANONYME

A 03 009	24/02/03	B00	-	-	TECHEME
			-	ADD LATERAL LOCKING SYSTEM OF PLAT	
			-	CHANGE SECONDARY LOCKING	
			-	CHANGE CAO SYSTEM	
			-	DMDT N°:2078 (20/02/03)	

ECN-NO. NUMERO ECN	DATE DATE	BOI NN / YY	REVISION INDICE	POSITION POSITION	CHANGE DESCRIPTION MODIFICATION	DRAWN BY DESSINE PAR	CHECKED BY VERIFIE PAR	APPROVED BY APPROUVE PAR
PRODUCT SPEC. SPECIF. PRODUIT	PACKAGING SPEC. SPECIF. EMBALLAGE		APPLICATION SPEC. SPECIF. APPLICATION		THIS DRAWING AND ALL OTHER INFORMATION CONTAINED THEREIN IS PROPRIETARY AND THE PROPERTY OF FCI. This drawing may not be copied, reproduced or disclosed to any third party without the expressed written permission of FCI. © FCI April 1999	CE PLAN ET LES INFORMATIONS CONTENUES DANS CE PLAN SONT PROPRIETAIRES ET LA PROPRIETE DE FCI. Ce plan ne peut être copié, reproduit ou transmis sans l'autorisation expresse et écrite de FCI. © FCI Avril 1999			

TOLERANCES TOLERANCES	±0.2 ±2°	MATERIAL : MATIERE :	PBT	SURFACE FINISH ETAT DE SURFACE	FCI	CAD SYSTEM pro / cdg
CONTEXPART N° CONTR-PARTIE N°	-	COLOUR : COULEUR :	-	-		ISO PROJECTION PROJECTION ISO DIMENSION IN MILLIMETERS DIMENSIONS EN MILLIMETRES
DO NOT SCALE DRAWING NE PAS PRENDRE DE COTES		TOOL NO. OUTIL N°		ECO Loc. Code CODE B.E.	FE	DWG SIZE FORMAT A1

	DATE DATE	NAME NOM	TITLE DESIGNATION	DRAWING NUMBER REFERENCE PLAN	SHEET FEUILLE
DRAWN BY DESS. PAR	10/04/02	ISAMBERT	10 MIXED WAY FEMALE HOUSING	211 FT 0458	1 of / sur 1
CHECKED BY VERIF. PAR					
APPROVED BY APPR. PAR			LSR NO. NUMERO ESR: 11A-2058 / CAT. NO. NUMERO CAT.: -	FILE NAME NOM DE FICHIER: 211FT0458	SCALE ECH. 3:1

EUR P10 16 F28