SYMBOL DEFINITION			MISSING SYMBOLS
A DIMENSION WITHOUT AN INSPECTION REPORT SYMBOL ( ) DOES NOT REQUIRE INSPECTION. IT MAY BE CONTROLLED ON THE INDIVIDUAL COMPONENT DRAWING.	TOTAL NO OF INSPECTIONS REQUIRED	32	NO MISSING SYMBOL NUMBER
	LAST NO. USED	25	

DWG STATUS DATE	STG	REV	N/P	CHG	ZONE	REVISION HISTORY	AUTH	DR	APVD 1	APVD 2
15FE99	R	01	-	-		CLEARED REV COLUMN: 12191216-CANCELLED REV "B" & REVERTED BACK ORIGINAL DESIGN AT REV "A" - REVISION LEVEL ADVANCED	192332	LMM	GGI	GD
22MR07	R	09	-	-		12191216 - UPDATED PDM ATTRIBUTES	400922	JBD	JVM	GGI
17FE09	R	10	-	-		12176461 - UPDATED MAT'L CALLOUT	407242	JAR	JAR	LHD

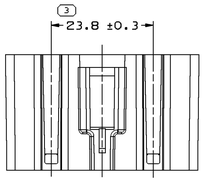

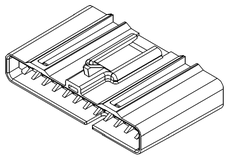

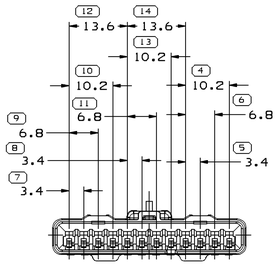

TYPE 101

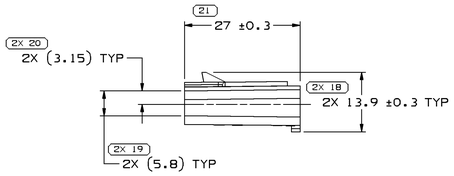

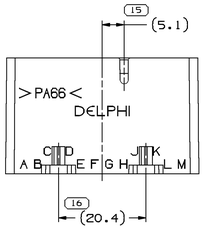

NOTES

1. UNLESS OTHERWISE SPECIFIED AND/OR INDICATED:
   DIMENSIONS ARE TO FACE OF VIEW SHOWN AND AUTOMATICALLY ROUNDED BY COMPUTER FOR INSPECTION. (SEE MATH MODEL FOR PRECISE DIMENSIONS.) FOR ALL OTHER DIMENSIONS NOT SHOWN BUT REQUIRED FOR TOOL BUILD, SEE MATH MODEL FOR PRECISE TOOL PATH DATA.

2. MATERIAL RECYCLING CODE PER ISO 11469. (2.3)X(0.1) CHARACTERS AS SHOWN TO BE LOCATED ON ANY EXTERIOR SURFACE.

3. THIS PRODUCT IS NOT CATEGORIZED AS AN APPEARANCE ITEM, MINOR IMPERFECTIONS INCLUDING, BUT NOT LIMITED TO, FLOW MARKS, COLOR BLEMISHES, GATE VESTIGE, AND SOFT FLASH THAT DO NOT AFFECT THE FIT, FORM, OR FUNCTION OF THE PART ARE PERMISSIBLE PER NAP 4.10-18.

4. (2.3)X(0.1) DELPHI CORPORATE BRAND TO BE LOCATED ON ANY EXTERIOR SURFACE, PREFERABLY VISIBLE AT FINAL ASSEMBLY. OPTIONAL CONSTRUCTION FOR EXISTING TOOLING MAY BE "PED".

5. FOR APPLICATION DATA SEE THE INDIVIDUAL APPLICATION DRAWINGS.

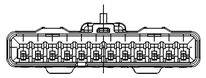

TYPE 102
SAME AS TYPE 101
EXCEPT AS SHOWN

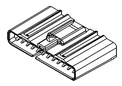

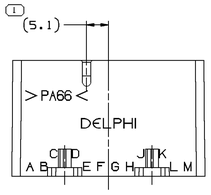

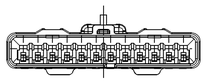

TYPE 103
SAME AS TYPE 101
EXCEPT AS SHOWN

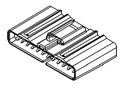

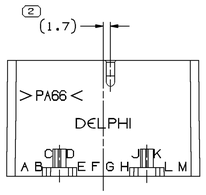

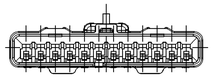

TYPE 104
SAME AS TYPE 101
EXCEPT AS SHOWN

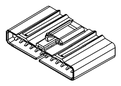

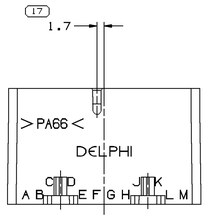

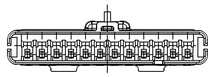

TYPE 105
SAME AS TYPE 101
EXCEPT AS SHOWN

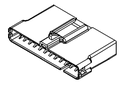

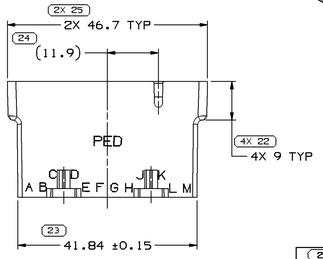

PART NO	REV	N/P	STATUS	TYPE	MATERIAL SPECIFICATION AND COLOR	MATING CAP ASM	VOLUME
12191216	B2	-		105	M3592012 PA66 HS-IM GRA LT	12191217	5.084
12176461	C1	-		104	POLYAMIDE COMPOUND BLACK	12176470	5.544
12176460	C1	-		103	R0071754 PA66 HS IM-BLK	12176469	5.544
12176459	C	-		102	R0071754 PA66 HS IM-BLK	12176468	5.544
12176458	C	-		101	R0071754 PA66 HS IM-BLK	12176467	5.544

21 PROCESS SENSITIVE DIMENSION

DIMENSIONS ENCLOSED IN ( ) INDICATE REFERENCE DIMENSIONS AND NO TOLERANCE LIMITS ARE ESTABLISHED

DIMENSIONAL RANGE (MM) FROM	TO	CHART E >	20	>	30	>	70	>	100
0	20		±0.2		±0.3		±0.4		±0.5

TOLERANCE UNLESS OTHERWISE SPECIFIED
ANGULAR TOLERANCE ±2°

THIRD ANGLE PROJECTION

DO NOT SCALE
USE MATH DATA

NX

DWG TYPE: PART DRAWING
STYLE:
VOLUME (CM³): SEE CHART
DISTR CODE:

UNLESS OTHERWISE SPECIFIED
PERFECT FORM REQUIRED FOR FEATURES OF SIZE AT MMC. TRUE POSITION TOLERANCES AND RELATED DATUMS APPLY AT CONDITION OF SIZE INDICATED IN FEATURE CONTROL FRAME. ALL OTHER GEOMETRIC TOLERANCES AND RELATED DATUMS APPLY RFS. SEPARATE TRUE POSITION CALLOUTS MAY BE BASED SEPARATELY, REGARDLESS OF DATUM REFERENCE.

ALL DIMENSIONS ARE IN MILLIMETERS

REFERENCE

DELPHI
DELPHI PACKARD ELECTRICAL/ELECTRONIC ARCHITECTURE
WARREN, OH

		DATE
DR	J. M. SOVA	27AP94
APVD1	J. M. SOVA	27AP94
APVD2	J. M. SOVA	27AP94
APVD3	GARY DETTER	29AP94
APVD4		
APVD5		

SUBSTANCES OF CONCERN AND RECYCLED CONTENT PER DELPHI [094900]

MATERIAL: SEE CHART

DRAWING NAME: TAXI CONN F GT 150 SPL SAVER

DRAWING NUMBER: 12176518

SIZE	SCALE	FRAME NO	SHEET NO	STG	REV	N/P
A0	2:1	1 OF 1	1 OF 1	R	10	-

Part: 12176518-CU501-S01 Date: 05-Mar-09 Time: 22:46 Dwg: Dlessepp