SYMBOL DEFINITION		
A DIMENSION WITHOUT AN INSPECTION REPORT SYMBOL ( ) DOES NOT REQUIRE INSPECTION. IT MAY BE CONTROLLED ON THE INDIVIDUAL COMPONENT DRAWING.	TOTAL NO OF INSPECTIONS REQUIRED	22
	LAST NO. USED	14

MISSING SYMBOLS
NO MISSING SYMBOL NUMBER

DWG STATUS DATE	STG	REV	N/P	CHG	ZONE	REVISION HISTORY	AUTH	DR	APVD 1	APVD 2
28OC99	R	01	-	-		ALL PARTS - REDRAWN TO PD & 12129925 - MAT'L SPEC REVISED	196890	JGR	CMP	RH
21FE00	R	02	-	-		15324919 - RELEASED	000005	JGR	RCH	RH
23MY00	R	03	-	-		15393182 - RELEASED	000005	MAC	MAC	MC
04NO02	R	04	-	-		ALL PARTS - REVISED MAT'L SPEC	229962	ARA	GEG	JR
18MR03	R	05	-	-		12186823 - OBSOLETE	238033	EOV	EOV	JR
15MR04	R	06	-	-		12040756, 12040945, 12047949, 12052842, 12059184, 12066601, 12103067-ADDED ALTERNATE MAT'L SPEC, REVISED CHART DIMS, REVISED PER NIN EWO BOLTS	251647	ADK	ADK	MR
05MY04	R	07	-	-		15488729 - RELEASED	254451	ADK	ADK	RAP
18JN04	R	08	-	-		ADDED PART 15497759 - RELEASED; ADDED DIMS 'A' & 'B' FROM TOD; REMOVED SECTION VIEWS A-A, B-B, C-C & D-D; MOVED DIM 'J' TO TOD ONLY; ADDED ALTERNATE MAT'L SPEC TO CHART	256197	RH	RH	MR
10AU04	R	09	-	-		12040750 - REVISED PER NIN EWO BOLTS	257890	LMB	LMB	MR
02SE04	R	10	-	-		15488729 - 11.2 WAS 11.8	258452	ADK	ADK	RAP
12OC04	R	11	-	-		12040750 - CANCELLED REV 03	259646	CTR	JVM	MPR
02FE05	R	12	-	-		ALL PARTS - REVISED COLOR COLUMN TO BE REFERENCE	263887	END	ADK	MPR
20OC05	R	13	-	-		13511248 AND 15355369 WERE SEPARATE DRAWINGS; ALL ACTIVE PARTS - REMOVED OPTIONAL CONSTRUCTION VIEW; REVISED CHART AND NOTES	273786	RH	RH	MPR
15NO06	R	14	-	-		ALL ACTIVE PARTS - ADDED "ANTI-STICK BUMPS" NOTE AND REVISED "SEALING RIBS" NOTE, MATERIAL SPEC CALLOUTS & INSPECTION SYMBOL NUMBERS	285913	MVS	BKD	MPR
04DE06	R	15	-	-		12059184 - DIM "C" WAS 20.44±0.15	287477	MVS	BKD	MPR
10NO08	R	16	-	-		12124684 - MAT'L SPEC WAS M2261004 AND ADDED ALTERNATE MAT'L SPEC	406734	MM	MM	MPR
13AP09	R	17	-	-		ALL ACTIVE PARTS - REVISED MATERIAL CALLOUT TO GENERIC CALLOUT AND REMOVED ALTERNATE MATERIAL SPEC COLUMN FROM CHART; 15497759 - ADDED SPECIAL NOTE FOR POST BAKED	407796	JTZ	FKV	MPR
28SE09	R	18	-	-		ALL ACTIVE PARTS - ADDED VOLUME COLUMN ON CHART	409016	MEA	GLG	DGL
17DE09	R	19	-	-		15324919 - OBSOLETE	409684	HRS	MPR	MPR
26AU10	R	20	-	-		ALL ACTIVE PARTS TYPE 201 - CORRECTED TO TYPE 201 INSTEAD OF TYPE 102	411779	AHY	JVM	HAD

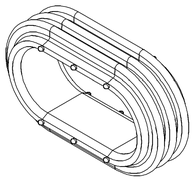

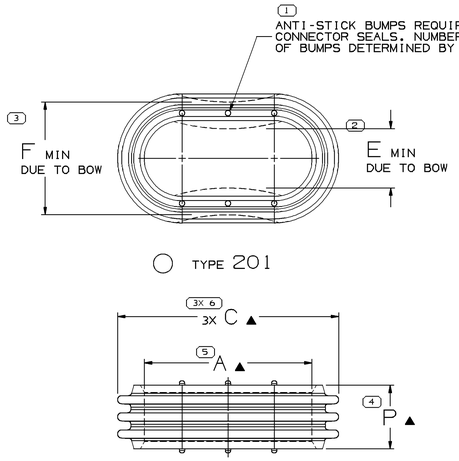

TYPE 201

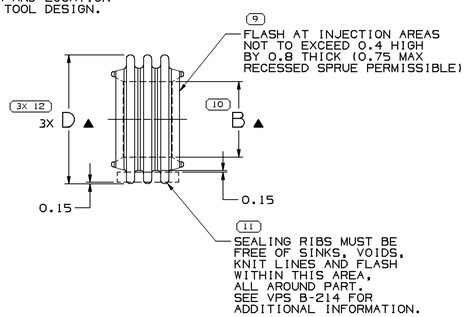

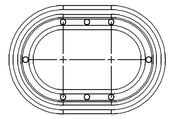

TYPE 202
SAME AS TYPE 201
EXCEPT AS SHOWN

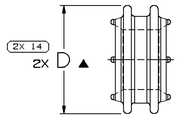

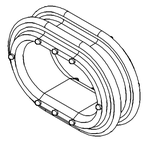

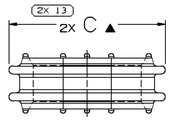

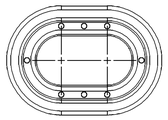

TYPE 203
SAME AS TYPE 201
EXCEPT AS SHOWN

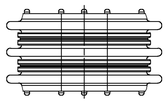

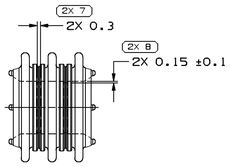

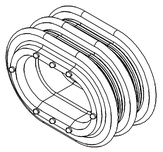

PART NO	REV	N/P	STATUS	RESTRICTED USAGE	MATERIAL SPECIFICATION AND COLOR	TYPE	A▲	B▲	C▲	D▲	P▲	E	F	SPECIAL NOTES	REPLACED BY	TYPICAL MATING CONNECTOR (REF)	VOLUME (CM³)
15497759	01	AF	-	RESTRICTED	SILICONE METHYL/VINYL OCHER	201	15.14	6.72	20.44±0.15	12.02	7.25	-	-	#7	-	12059180	0.516
15488729	01	AH	-	-	SILICONE METHYL/VINYL BLUE	201	11.2	6	16.5±0.3	11.3±0.3	7.25	-	-	-	-	12052635	0.425
15393182	01	AG	-	-	FLUOROSILICONE METHYL/V GREEN	201	22.1±0.15	6	27.4±0.3	11.3±0.3	7.25	-	-	-	-	12047947	0.442
15355369	01	AD	-	-	SILICONE METHYL/VINYL BLUE	203	12.35	4.9	17.65	10.2	7.25	-	-	#6	-	15326554	0.454
15324919	01	AG	OBSOLETE	-	SILICONE METHYL/VINYL PURPLE	201	15.5	4.9	20.8±0.3	10.2	7.25	4.2	9.5	-	-	12040755	0.513
15305078	A8	-	-	-	SILICONE METHYL/VINYL PINK	201	24.8±0.15	7.99	29.1±0.15	12.29	4.8	-	-	#1	-	NONE	0.450
13511248	01	AD	-	-	SILICONE METHYL/VINYL WHITE	203	9.2	4.9	14.5	10.2	7.25	-	-	#6	-	15449024	0.379
12186974	A8	-	-	-	SILICONE METHYL/VINYL WHITE	201	16.9	6	22.2±0.3	11.3±0.3	7.25	-	-	-	-	12052841	0.553
12186824	A8	-	-	-	SILICONE METHYL/VINYL WHITE	201	12.35	4.9	17.65	10.2	7.25	-	-	-	-	12047906	0.423
12186823	A3	-	OBSOLETE	-	SILICONE METHYL/VINYL PINK	201	15.5	4.9	20.8±0.3	10.2	7.25	4.2	9.5	-	-	12040755	-
12186822	A8	-	-	-	SILICONE METHYL/VINYL WHITE	201	21.9±0.15	4.9	27.2±0.3	10.2	7.25	-	-	-	-	12059220	0.667
12160724	A11	-	-	-	SILICONE METHYL/VINYL YELLOW	201	24.9±0.15	8.07	29.76±0.15	12.93	4.8	-	-	#1 & #4	-	NONE	0.546
12129925	B14	-	-	-	FLUOROSILICONE METHYL/V ORANGE	201	11	5.9±0.3	16.3±0.3	11.2±0.3	7.1	-	-	#5	-	12052635	0.397
12124684	B10	-	-	-	SILICONE METHYL/VINYL RED	201	29.33±0.15	9.97	34.63±0.15	15.27	7.25	-	-	-	-	12045697	0.886
12124527	A11	-	-	-	SILICONE METHYL/VINYL GREEN	201	18.95	10.1	24.25±0.15	15.4	7.25	-	-	-	-	12110636	0.646
12110555	A12	-	-	-	EPICHLOROHYDRIN BLACK	201	12.35	4.9	17.65	10.2	7.25	-	-	-	-	12047910	0.423
12110212	B11	-	-	-	FLUOROCARBON BLUE	201	11.8	5	16	9.2	4.8	-	-	-	-	12066602	0.242
12103067	02	AG	-	-	SILICONE METHYL/VINYL GRAY	201	11.2	6	16.5±0.3	11.3±0.3	7.25	-	-	-	-	12052635	0.425
12092580	A15	-	-	-	FLUOROSILICONE METHYL/V ORANGE	202	10.1 +0.15 -0.2	5.6 +0.15 -0.2	14.6±0.3	10.1±0.3	4.75 +0.15 -0.2	-	-	#5	-	12092581	0.220
12066601	04	AG	-	-	SILICONE METHYL/VINYL BLUE	201	12.2	5.1	16.5±0.3	9.4	4.8	-	-	-	-	12066602	0.252
12065812	A14	-	-	-	SILICONE METHYL/VINYL GRAY	201	9.25	5	13.55	9.3	4.8	-	-	-	-	12052887	0.210
12065297	C12	-	-	-	SILICONE METHYL/VINYL GREEN	201	15.7	11.8	21.5±0.3	17.6±0.3	7.25	-	-	-	-	12048076	0.694
12059672	B14	-	-	-	SILICONE METHYL/VINYL GRAY	201	27±0.15	5.95	32.3±0.15	11.25	7.25	-	-	-	-	12059494	0.779
12059226	B14	-	-	-	SILICONE METHYL/VINYL BLUE	201	21.9±0.15	4.9	27.2±0.30	10.2	7.25	-	-	-	-	12059220	0.667
12059184	03	AH	-	-	SILICONE METHYL/VINYL TAN	201	15.14	6.72	20.44±0.3	12.02	7.25	-	-	-	-	12059180	0.516
12052888	B13	-	-	-	EPICHLOROHYDRIN BROWN	202	10.1	5.6	14.6±0.3	10.1±0.3	4.75	-	-	#3	-	12052887	0.221
12052842	03	AG	-	-	SILICONE METHYL/VINYL VIOLET	201	16.9	6	22.2±0.3	11.3±0.3	7.25	-	-	-	-	12052841	0.553
12052633	C	-	OBSOLETE	-	SILICONE METHYL/VINYL BLUE	201	11.2	6	16.5±0.3	11.3±0.3	7.25	-	-	-	12103067	12052635	-
12052022	B12	-	-	-	SILICONE METHYL/VINYL ORANGE	201	16.7	8.6	22±0.3	13.9±0.3	7.25	-	-	-	-	12048356	0.574
12048416	B15	-	-	-	SILICONE METHYL/VINYL GREEN	201	38.8±0.15	8.92	44.1±0.15	14.22	7.25	-	-	-	-	12048414	1.092
12048077	B	-	OBSOLETE	-	SILICONE METHYL/VINYL DARK RED	201	15.7	11.8	21.5±0.3	17.6±0.3	7.25	-	-	-	12065297	12048076	-
12047949	04	AG	-	-	SILICONE METHYL/VINYL TAN	201	22.1±0.15	6	27.4±0.3	11.3±0.3	7.25	-	-	-	-	12047947	0.669
12047908	A16	-	-	-	SILICONE METHYL/VINYL GREEN	201	12.35	4.9	17.65	10.2	7.25	-	-	#2	-	12047906	0.430
12045698	A	-	OBSOLETE	-	SILICONE METHYL/VINYL GREEN	201	31±0.15	10.9	36.3	16.2	7.25	-	-	-	12124684	12045697	-
12041399	A14	-	-	-	SILICONE METHYL/VINYL GREEN	202	9.2	4.9	14.5±0.3	10.2±0.3	4.75	-	-	-	-	12041400	0.226
12040945	02	AG	-	-	SILICONE METHYL/VINYL GREEN	201	18.7	4.9	24±0.3	10.2	7.25	4.4	9.5	-	-	12040944	0.575
12040756	03	AG	-	-	SILICONE METHYL/VINYL BLUE	201	15.5	4.9	20.8±0.3	10.2	7.25	4.2	9.5	-	-	12040755	0.513
12040750	B16	-	-	-	SILICONE METHYL/VINYL BLUE	201	9.2	4.9	14.5±0.3	10.2	7.25	4.2	9.7	-	-	12040752	0.366
12020818	G8	-	-	-	SILICONE METHYL/VINYL ORANGE	201	15.65	7.05	20.65±0.15	12.05	6±0.3	6.5	-	-	-	12020808	0.442

NOTES

1. UNLESS OTHERWISE SPECIFIED AND/OR INDICATED:

   DIMENSIONS ARE TO FACE OF VIEW SHOWN AND AUTOMATICALLY ROUNDED BY COMPUTER FOR INSPECTION (SEE MATH MODEL FOR PRECISE DIMENSIONS). FOR ALL OTHER DIMENSIONS NOT SHOWN BUT REQUIRED FOR TOOL BUILD, SEE MATH MODEL FOR PRECISE TOOL PATH DATA.

2. PARTS ARE TO BE PACKAGED IN SEALED PLASTIC BAGS. GROSS WEIGHT INCLUDING CARTON IS NOT TO EXCEED 34 POUNDS.

3. THIS PART IS CONTROLLED FOR AUTOMATIC FEEDING AS DENOTED ON DRAWING WITH ▲.

4. REFERENCE MATING COMPONENTS OR EQUIVALENT:

   SEE CHART

5. THIS PRODUCT IS NOT CATEGORIZED AS AN APPEARANCE ITEM, MINOR IMPERFECTIONS INCLUDING, BUT NOT LIMITED TO, FLOW MARKS, COLOR BLEMISHES, GATE VESTIGE, AND SOFT FLASH THAT DO NOT AFFECT THE FIT, FORM, OR FUNCTION OF THE PART ARE PERMISSIBLE PER DPNP-4.7-CS-01.

6. THIS PART IS NOT CONTROLLED FOR AUTOMATIC FEEDING.

SPECIAL NOTES

1. PARTS ARE TO BE PACKAGED 1200 PER SEALED PLASTIC BAGS. GROSS WEIGHT INCLUDING CARTON IS NOT TO EXCEED 34 LBS. (THIS NOTE APPLIES TO P/N 12160724 & 15305078 ONLY)

2. FOR P/N 12047908 PART MUST BE WASHED AND DRIED AFTER MOLDING.

3. THIS PART IS TOOLED OR USED AT REINSHAGEN. PHYSICAL CHANGES TO THIS PART MUST BE APPROVED BY REINSHAGEN COMPONENT ENGINEERING.

4. THIS PART IS NOT TO STANDARD AND SHOULD NOT BE USED ON NEW DESIGNS.

5. MATERIAL IS FLUOROSILICONE. PARTS MUST BE POST CURED FOR 4 HOURS AT 400 °F.

6. THIS PART MEETS ALL SEALING REQUIREMENTS OF SAE/USCAR-2, INCLUDING HIGH TEMP AND IMMERSION

7. FOR P/N 15497759 ONLY:
   PART TO BE POST BAKED FOR 4 HOURS AT 400 °F.

DIMENSIONAL RANGE (MM)																							
FROM	> 0	> 20	> 30	> 70	>100	>150	>200	>250	>300	CHART EX													
TO	20	30	70	100	150	200	250	300	400														
TOLERANCE UNLESS OTHERWISE SPECIFIED																							
±0.15	±0.2	±0.3	±0.4	±0.5	±0.6	±0.8	±1	±1.2															
ANGULAR TOLERANCE ±2°																							

4 PROCESS SENSITIVE DIMENSION

DIMENSIONS ENCLOSED IN ( ) INDICATE REFERENCE DIMENSIONS AND NO TOLERANCE LIMITS ARE ESTABLISHED

THIRD ANGLE PROJECTION

DO NOT SCALE

USE MATH DATA

NX

DWG TYPE: PART DRAWING

STYLE

VOLUME (CU³): SEE CHART

DISTR CODE

UNLESS OTHERWISE SPECIFIED

THIS DOCUMENT IS IN ACCORDANCE WITH ASME Y14.5M-1994 AS AMENDED BY THE GM GLOBAL DIMENSIONING AND TOLERANCING ADDENDUM (1997). ALL GEOMETRIC TOLERANCES AND DATUMS ARE DEFINED IN ACCORDANCE WITH THE FORM, ORIENTATION AND LOCATION TOLERANCES. IT DOES NOT APPLY WHEN RELATIONSHIP BETWEEN FEATURES IS ESTABLISHED BY ORIENTATION OR LOCATION TOLERANCES. SEPARATE POSITION CALLOUTS MAY BE BASED SEPARATELY, REGARDLESS OF DATUM REFERENCE.

ALL DIMENSIONS ARE IN MILLIMETERS

REFERENCE

DELPHI

DELPHI PACKARD ELECTRICAL/ELECTRONIC ARCHITECTURE
WARREN, OH

		DATE
DR		
APVD1	P. YABUR	02JN94
APVD2	D. BRANTINGHAM	06JN94
APVD3	K.D. MURPHY	27JN94
APVD4		
APVD5		

SUBSTANCES OF CONCERN AND RECYCLED CONTENT PER DELPHI 10949001

MATERIAL: SEE CHART

DRAWING NAME: TAXI SEAL CONN

DRAWING NUMBER: 12077524

SIZE	SCALE	FRAME NO	SHEET NO	STG	REV	N/P
A0	5:1	1 OF 1	2 OF	R	20	-

Plot: 12077524
Date: 31-Aug-10 Time: 21:38
Dwgpage: 12077524-CUSD1-S02