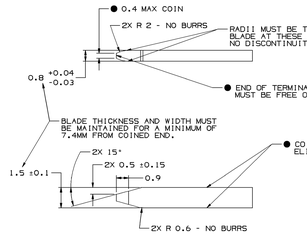

MATERIAL SPECIFICATIONS

RECOMMENDED

BASE METAL - CDA-210, EXTRA SPRING TEMPER

- TIN PLATING (WHERE APPLICABLE TO 125°C MAX CONTINUOUS USAGE): 0.0050-0.0025 MM (200-100 µIN) ELECTROPLATED TIN.
- USAGE OF PLATING TYPES OTHER THAN RECOMMENDED MUST BE APPROVED BY DELPHI PACKARD ELECTRIC SYSTEMS ENGINEERING.

MINIMUMS

ELECTRICAL CONDUCTIVITY - ≥28% IACS AT 20 °C. USE OF A MATERIAL WITH CONDUCTIVITY <28% IACS MUST BE APPROVED BY PACKARD ELECTRIC MATERIALS ENGINEERING.

TENSILE STRENGTH - 430 - 480 MPa

UNDERPLATING FOR TIN PLATING - FOR BASE MATERIALS CONTAINING 10% OR MORE ZINC, AN UNDERPLATE OF COPPER 0.0025 MM (100 µIN) MINIMUM THICK IS REQUIRED.

PROCESSING LUBRICANT - ANY PROCESSING LUBRICANT REMAINING ON TERMINALS MUST NOT VARNISH OR DEGRADE THE ELECTRICAL PERFORMANCE OF THE CONNECTION UP TO A MAXIMUM TEMPERATURE OF 150°C. PROCESSING LUBRICANTS MUST BE APPROVED BY DELPHI PACKARD ELECTRIC SYSTEMS ENGINEERING.

MATING BLADE INFORMATION

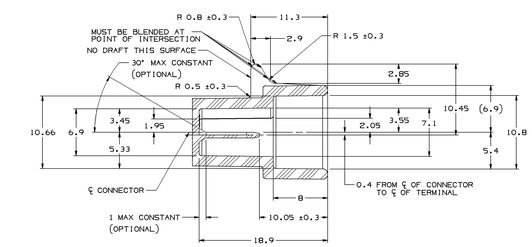

SECTION B-B

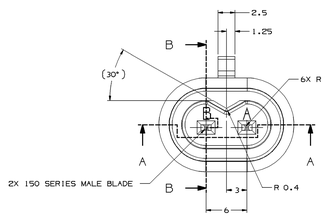

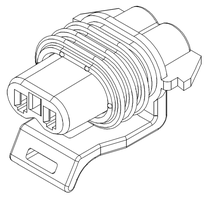

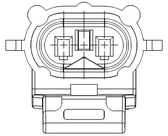

OPTIONAL KNOCKOUT PAD CONSTRUCTION

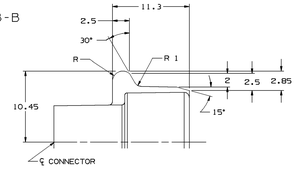

OPTIONAL CONSTRUCTION

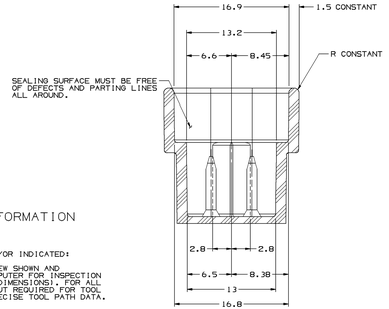

SECTION A-A

MATING CONNECTOR INFORMATION

NOTES

1. UNLESS OTHERWISE SPECIFIED AND/OR INDICATED:

   DIMENSIONS ARE TO FACE OF VIEW SHOWN AND AUTOMATICALLY ROUNDED BY COMPUTER FOR INSPECTION (SEE MATH MODEL FOR PRECISE DIMENSIONS). FOR ALL OTHER DIMENSIONS NOT SHOWN BUT REQUIRED FOR TOOL BUILD, SEE MATH MODEL FOR PRECISE TOOL PATH DATA. ALL RADII 0.4

2. RECOMMENDED MATERIAL - GLASS FILLED NYLON OR POLYESTER
3. WHEN USING THIS INFORMATION FOR A NEW DESIGN, REQUEST THE LATEST COPY OF THIS PRINT FROM PACKARD ELECTRIC

SYMBOL DEFINITION		MISSING SYMBOLS
A DIMENSION WITHOUT AN INSPECTION REPORT SYMBOL ☐ DOES NOT REQUIRE INSPECTION. IT MAY BE CONTROLLED ON THE INDIVIDUAL COMPONENT DRAWING.	TOTAL NO OF INSPECTIONS REQUIRED 1	2
	LAST NO. USED 2	

DWG STATUS DATE	STS	REV	N/P	DHE	ZONE	REVISION HISTORY	AUTH	DR	APVD 1	APVD 2
160E02	R	01	-	-		CLEARED REV COL & 15453805 - RELEASED	234137	BYP	RVP	BMC
14MR03	R	02	-	-		15453805 - REVISED GRAPHICS	238099	RDH	RDH	GMC
17JA04	R	03	-	-		15497773 - RELEASED	256123	ADK	ADK	RAP
22AG07	R	04	-	-		ALL PARTS - UPDATED PDM ATTRIBUTES	402483	MAC	MAC	SLS
14SE10	R	05	-	-		13843937 - RELEASED AND ADDED ADHESIVE NOTE	411835	PRE	PRE	PRE

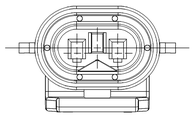

TYPE 102
SAME AS TYPE 101
EXCEPT AS SHOWN

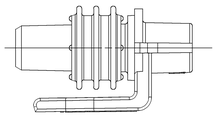

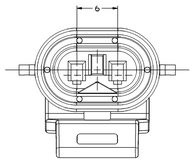

TYPE 101

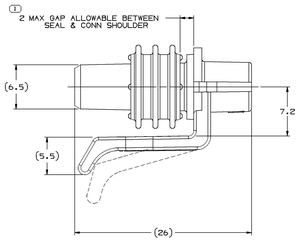

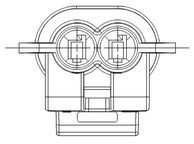

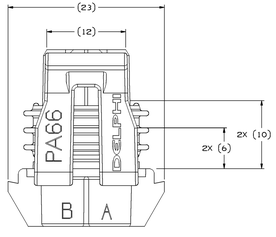

NOTES

1. UNLESS OTHERWISE SPECIFIED AND/OR INDICATED:

   DIMENSIONS ARE TO FACE OF VIEW SHOWN AND AUTOMATICALLY ROUNDED BY COMPUTER FOR INSPECTION (SEE MATH MODEL FOR PRECISE DIMENSIONS). FOR ALL OTHER DIMENSIONS NOT SHOWN BUT REQUIRED FOR TOOL BUILD, SEE MATH MODEL FOR PRECISE TOOL PATH DATA.

2. WHEN PARTS ARE SHIPPED THEY MUST BE PACKED IN PLASTIC BAGS OR SHIPPING CONTAINERS MUST BE LINED WITH PLASTIC LINERS. BAGS OR LINERS MUST BE SEALED TO AVOID FOREIGN MATTER.
3. SEALING CODE 3 - DESIGN WILL PASS SALT FOG AND IMMERSION TEST AFTER CONDITIONING AS SPECIFIED IN ESA-644 (WEATHER-PACK),ESA-710 (METRI-PACK), ESA-650 (UNDERHOOD MICRO-PACK), C-4006 (WORLD CONNECTOR), ETC WHEN MATED TO MATING PART OR EQUIVALENT
4. THIS PRODUCT IS NOT CATEGORIZED AS AN APPEARANCE ITEM. MINOR IMPERFECTIONS INCLUDING, BUT NOT LIMITED TO, FLOW MARKS, COLOR BLEMISHES, GATE VESTIGE, AND SOFT FLASH THAT DO NOT AFFECT THE FIT, FORM, OR FUNCTION OF THE PART ARE PERMISSIBLE PER DPNP-4.7-CS-01.
5. FOR APPLICATION DATA SEE THE INDIVIDUAL APPLICATION DRAWINGS.
6. FOR PART NUMBER WITH ADHESIVE, USE M35100001 OR ADHESIVE APPROVED BY MATERIALS ENGINEERING TO GLUE CONNECTOR SEAL TO CONNECTOR.

PART ND WITH ADHESIVE	REV	N/P	STATUS	PART ND WITHOUT ADHESIVE	REV	N/P	STATUS	TYPE	NUMBER OF CAVITIES	CAVITIES BLOCKED	CONNECTOR BODY	CONNECTOR SEAL	CONNECTOR COLOR
-	-	-	-	15497773	01	AA		101	2	NONE	12124036	154887129	BLACK
-	-	-		15453805	01	AB		102	2	NONE	15453804	12103047	BLUE
13843937	01	-		12124037	A4	-		101	2	NONE	12124036	12103067	BLACK
-	-	-	-	12052643	C5	-		101	2	NONE	12052637	12103067	RED

DIMENSIONAL RANGE (MM)									
FROM	0	3	30	6	10	100	150	200	300
TO	3	30	6	10	100	150	200	300	400
TOLERANCE UNLESS OTHERWISE SPECIFIED									
±0.15	±0.2	±0.3	±0.4	±0.5	±0.6	±0.8	±1	±1.2	

(N/A) PROCESS SENSITIVE DIMENSION

DIMENSION ENCLOSED IN () INDICATE REFERENCE DIMENSION, NO QC TOLERANCE LIMITS ARE ESTABLISHED

CODE	BY
1	3D
2	2D
3	3D & 2D

THIRD ANGLE PROJECTION

DO NOT SCALE

USE MATH DATA

NX

SUBSTANCES OF CONCERN AND RECYCLED CONTENT PER DELPHI (DPNP02)
NONE

REFERENCE

DWG TYPE: PART DRAWING

STYLE

VOLUME CONT

SYSTEM CODE: D

UNLESS OTHERWISE SPECIFIED

THIS DOCUMENT IS IN ACCORDANCE WITH ASME Y14.5M-1994 AS INTERPRET BY THE DELPHI STANDARDS LINE DPNP-4.7-CS-01 (DELPHI DPNP-4.7-CS-01). ALL DIMENSIONS AND RELATED DATUMS APPLY ONLY TO THE PRODUCT FORM AS DEFINED BY THIS DRAWING. THE DRAWING DOES NOT DEFINE THE SYSTEM USED BY INSPECTION OR LOCATION TOLERANCES. DIMENSIONS ARE NOT SUBJECT TO ANY FUTURE CHANGES RESULTING FROM INTERPRETATION OF DATUM REFERENCE.

ALL DIMENSIONS ARE IN MILLIMETERS

DELPHI

DELPHI PACKARD ELECTRICAL/ELECTRONIC ARCHITECTURE
WARREN, OH

		DATE
DR		
APVD1	J. COLDSNOW	11APR01
APVD2	J. COLDSNOW	11APR02
APVD3	R. LANDRIES	18APR01
APVD4		
APVD5		

DRAWING NAME: TAXI ASM CONN 2 F M/P 150 SLD

DRAWING NUMBER: 12089588

SIZE	SCALE	PAGE NO	SHEET NO	STS	REV	N/P
A1x3	5:1	1 OF 2	4 OF	R	05	-

DRAWING NUMBER: 12089588

SIZE	SCALE	PAGE NO	SHEET NO	STS	REV	N/P
A1x3	5:1	2 OF 2	4 OF	R	05	-

12089588