Etat / State		CONTACT / TERMINAL														Matiere / Material	Classe / Class	Marquage / Mark
		L_SHAPE OVERLAPING		RECOUVREMENT / OVERLAPING		RECOUVREMENT / OVERLAPING		JUF / SWS		RECOUVREMENT / OVERLAPING		JUF / SWS		RECOUVREMENT / OVERLAPING		JUF / SWS				
		P/N	Rev.	P/N	Rev.	P/N	Rev.	P/N	Rev.	P/N	Rev.	P/N	Rev.	P/N	Rev.	P/N	Rev.			
Pré-étamé / Pre-tinned Sn 1 to 3µm	MVL	/	/	211CC250150P	0	211CC251150P	0	/	/	211CC254150P	0	/	/	211CC252150P	0	/	/	Cu Zn 15	85°	ND
	APTIV	/	/	33523692	01	13777390	01	/	/	33523694	01	/	/	13777391	01	/	/			
	MVL	/	/	211CC250160P	0	211CC251160P	0	211CC251161P	0	211CC254160P	0	211CC254161P	0	211CC252160P	0	211CC252161P	0	Cu Fe 2P	125°	125
	APTIV	33308333	01	13625048	01	10863984	01	13761154	01	10865152	01	13761651	01	10863985	01	13761648	01			
	MVL	/	/	/	/	211CC251190P	0	/	/	211CC254190P	0	/	/	211CC252190P	0	/	/	Cu Cr Ag Fe Ti Si	125°	150
	APTIV	/	/	/	/	13602481	01	/	/	33501712	01	/	/	33511808	01	/	/			
Pré-platé / Pre-cracked Au 1.27µm Int	MVL	/	/	211CC250460P	0	211CC251460P	0	/	0	211CC254460P	0	/	/	211CC252460P	0	/	/	Cu Fe 2P	125°	125
	APTIV	~~33308341~~	01	13764603	01	13764604	01	/	01	33500701	01	/	/	13764602	01	/	/			
	RANGE	00		0		1				4				2						
	Section / Gauge	0.13		0.22		0.35 to 0.70				0.75 to 1.30				1.35 to 2.00						
	Ø Isolant / Insulation	0.95 to 1.35		1.15 to 1.35		1.25 to 2.10				1.60 to 2.60				2.10 to 2.80						
	A	1.75		1.53		2.60				2.88				3.10						
	A1	1.60		/		/				/				/						
	B	1.70		1.87		2.20				2.86				3.50						
	R=C	0.31		0.33		0.75				0.75				0.75						
	D ± 0.30	2.81		2.87		4.20		4.70		4.70		5.00		4.70		5.00				
	E	2.60		3.05		3.30		4.15		4.20		4.50		4.20		4.50				
	R=F	0.68		0.68		1.30		1.35		1.30		1.35		1.30		1.35				
Poids sans bande porteuse / Weight without carrier strip		0.00042kg		0.00043kg		0.00045kg		0.00044kg		0.00046kg		0.00045kg		0.00047kg		0.00046kg				

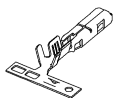

DWG STATUS DATE	STG	REV	N/P	CHG	ZONE	REVISION HISTORY	AUTH	DR	APVD 1	APVD 2
18JA18	R	02				CONVERSION PDS- Tc REMOVED DPN 13761649; 211CC25016IP DPN 33523690; F562500 DPN 33523691; F562500 DPN 33523693; 211CC25146IP L-SHAPE RANGE ADDED		L.DOM	L.DEL	P.CAP
20AP18		02	AA			UPDATE GOLD PLATED P/N (ADDED P) SPECIFIED PRE-TRACKED MATERIAL (Au)		L.DOM	S.BOS	P.CAP
26JN18		02	AB			SHEET 2 REPLACED ROW 2.00mm2 BY 1.35-2.00 mm2		L.DOM	S.BOS	P.CAP
13JL18		02	AC			UPDATED GENERAL TOLERANCES		L.DOM	S.BOS	P.CAP

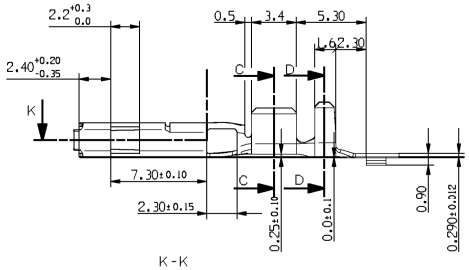

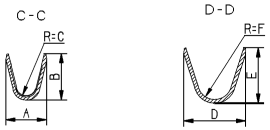

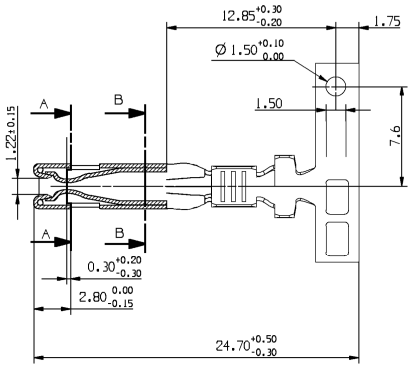

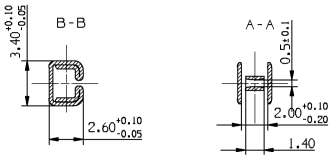

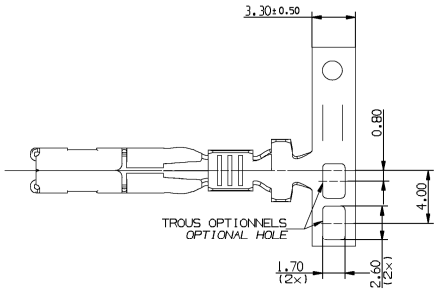

L_SHAPE OVERLAPING

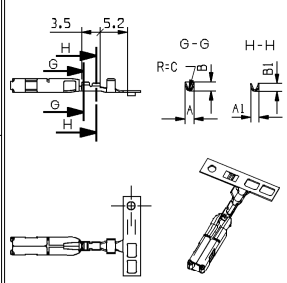

JUF / SWS

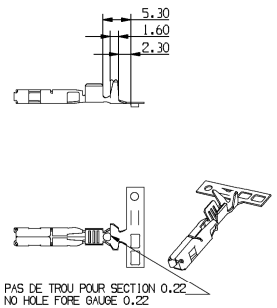

PROTECTION OR / GOLD PLATING					
	Pitch of the strip = 15.20 65 terminals per meter				
Reference	Area	Ni (µm)		Sn (µm)	Au (µm)
		B	C	nominal	min1
211 CC 25 X460 P	B2 (INT) Contact point	1 MIN 2 MAX	0.1 MAX	1MIN 3MAX	1.52	1.27
211 CC 25 X461 P					
ZONE ET DIMENSIONS VALABLES POUR TOUTES REFERENCES AREA AND DIMENSIONS ARE VALID FOR ALL REFERENCES					

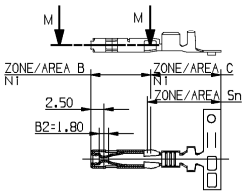

1/2 SECTION M-M

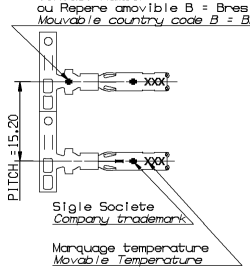

DIM TO CHECK
COTES A VERIFIER
( ) DIM FOR HELP
COTES POUR INFO
THEORETIC DIM
COTES THEORIQUES

A LINE DRAWN THROUGH A PART NUMBER INDICATES THAT PHYSICAL PARTS ARE NOT AVAILABLE FOR ORDERING.

PART NUMBERS THAT DO NOT HAVE A LINE PRESENT INDICATE THAT PHYSICAL PARTS ARE AVAILABLE FOR ORDERING.

CONTACT DELPHI SALES TO ASSURE AVAILABILITY OF PARTS.

LA LIGNE TRACÉE SUR LA RÉFÉRENCE PIÈCE INDIQUE QUE LA PIÈCE N'EST PAS DISPONIBLE À LA COMMANDE.

LES RÉFÉRENCES PIÈCES QUI NE SONT PAS BARRÉES INDIQUENT QUE CELLES-CI SONT DISPONIBLES PHYSIQUEMENT POUR ÊTRE COMMANDÉES.

CONTACTER LE SERVICE COMMERCIAL DE DELPHI POUR S'ASSURER DE LA DISPONIBILITÉ DES PIÈCES

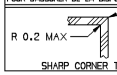

SHARP CORNER TOLERANCE

DWG TYP
PART DRAWING

WEIGHT (GR)
VOLUME (CM³)
ROUTING
DISTR CODE

UNLESS OTHERWISE SPECIFIED

GENERAL TOLERANCES
ACCORDING TO:
±0.2 ±2°

GD&T
ACCORDING TO:

REFERENCE
211fc0463

FIRST ANGLE PROJECTION

DO NOT SCALE

USE MATH DATA

NX

DELPHI

DELPHI PACKARD ELECTRICAL/ELECTRONIC ARCHITECTURE
Eparnon, France

COPYRIGHT 2017 DELPHI CORPORATION AND/OR ITS AFFILIATES.
ALL RIGHTS RESERVED.
REVISED 2018
THIS DRAWING IS THE PROPERTY OF DELPHI CORPORATION AND CONTAINS DELPHI CONFIDENTIAL INFORMATION. THE REPRODUCTION, DISTRIBUTION AND UTILIZATION OF THIS DOCUMENT OR ITS RELATED CAD MATH DATA, AS WELL AS COMMUNICATION OF ANY CONTENT TO OTHERS, WITHOUT EXPRESS AUTHORIZATION, IS PROHIBITED.

CE PLAN EST LE PROPRIÉTÉ DE DELPHI CORPORATION ET CONTIENT DES INFORMATIONS DELPHI CONFIDENTIELLES. LA REPRODUCTION, LA DISTRIBUTION ET L'UTILISATION DE CE DOCUMENT OU DE SES DONNÉES MATHÉMATIQUES CAD, AINSI QUE LA COMMUNICATION DE TOUT CONTENU À AUTRUI, SANS AUTORISATION EXPRESSE EST INTERDITE.

		DATE
DR	L. DOMERGUE	28MR17
APVD1	L DELESCLUSE	28MR17
APVD2	P.CAPPE	28MR17
APVD3		
APVD4		
APVD5		

SUBSTANCES OF CONCERN AND RECYCLED CONTENT PER DELPHI 10949001
MATIÈRES PROSCRITES ET CONTENU RECYCLABLE SELON DELPHI 10949001

MATERIAL
SEE CHART

DRAWING NAME
FEMALE TERMINAL 1.50 x0.80

SICMA 3+

DRAWING NUMBER
10857567

SIZE	SCALE	FRAME NO	SHEET NO	STG	REV	N/P
A1	5:1	1 OF 1	1 OF 3	R	02	AC

CONTROLLED DOCUMENTS ARE ONLY AVAILABLE ON THE SERVER.
User: ESCOAD
Model: 10857567-CUSOV-001
Date: 13-Jun-18 Time: 13:48