DRAWING NUMBER / NUMERO DISEGNO	FSC 309915	REVISION / REVISIONE	03	SHEET / FOGLIO	1/1	APPROVAL LEVEL / LIV. DI APPROVAZIONE	-
DRAWING / DISEGNO	C						

STRICTLY CONFIDENTIAL

ASSEMBLY MALE	
HOUSING	material PBT
O-RING	material SILICON RUBBER
MECHANICAL POLARIZATION (polarizzazione meccanica)	**BLACK COLOUR (colore nero)**
P/N	**17260801**

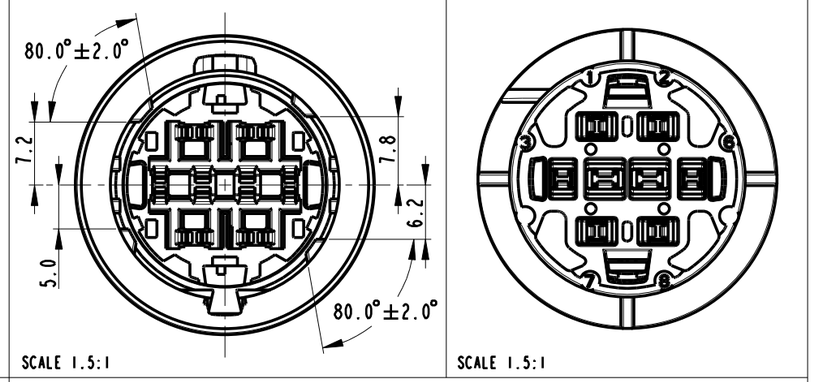

ASSEMBLY MALE	
HOUSING	material PBT
O-RING	material SILICON RUBBER
MECHANICAL POLARIZATION (polarizzazione meccanica)	**GREEN COLOUR (colore verde)**
P/N	**17260851**

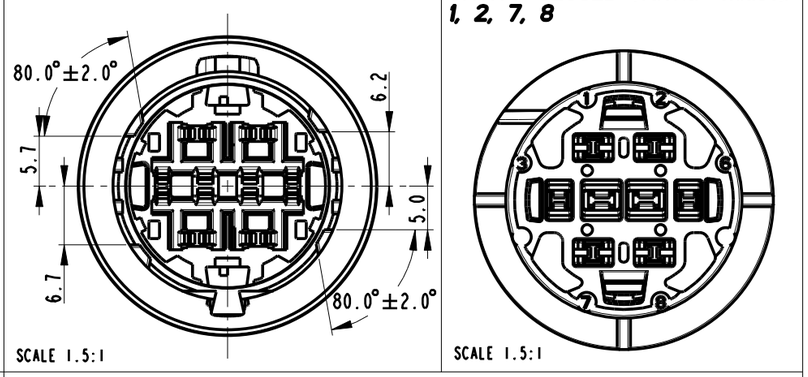

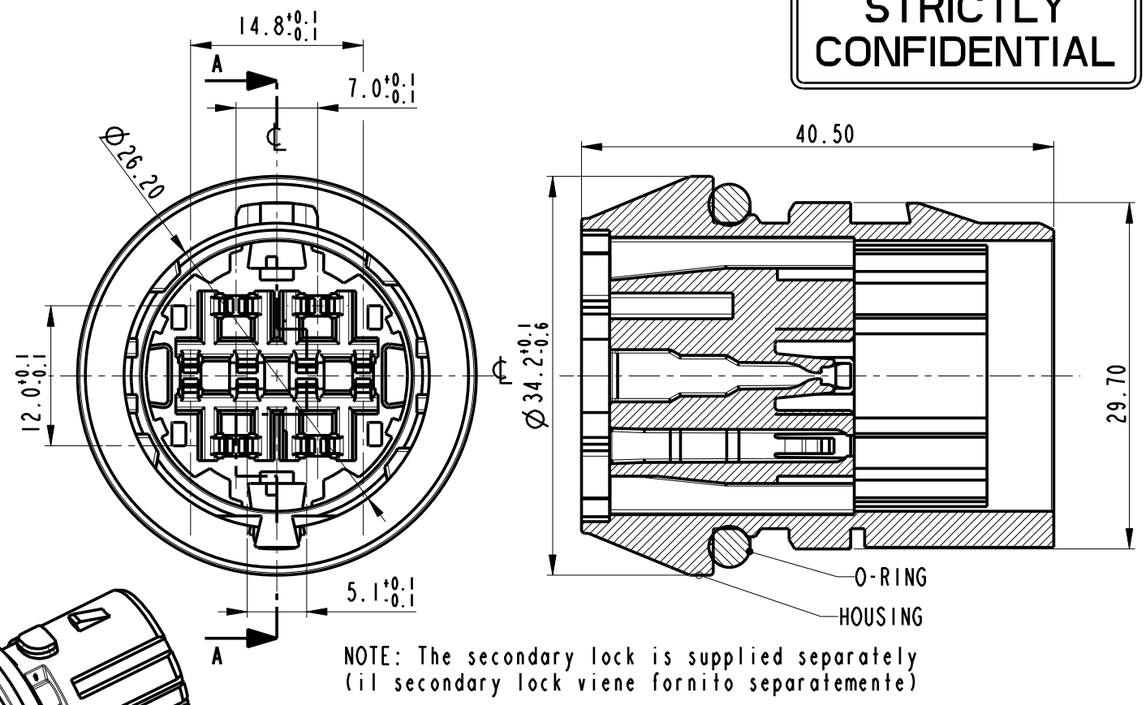

NOTE: The secondary lock is supplied separately
(il secondary lock viene fornito separatemente)

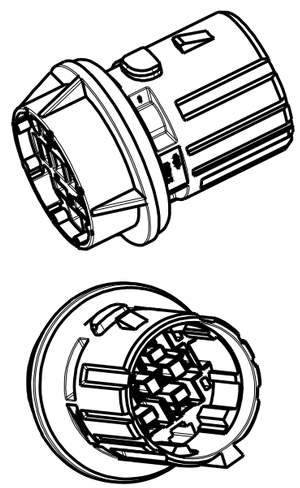

CAVITY SUITABLE FOR TERMINAL	WIRE SIZE (mm^2)	P/N FCI	P/N FIAT AUTO
SICMA2 MALE 2.8x0.8 (T3)	0.35 - 0.75	1 706 21 00	1/05041/54
SICMA2 MALE 2.8x0.8 (T3)	1.0 - 2.5	1 706 21 10	1/01550/54
SICMA3 MALE 1.5x0.8 (T3)	0.35 - 0.75	211CL2S1160	1/03269/54
SICMA3 MALE 1.5x0.8 (T3)	1.0 - 1.5	211CL2S2160	1/03277/54

SECONDARY LOCK MALE	
COLOUR (colore)	**VIOLET COLOUR (colore viola)**
P/N	**17260874**

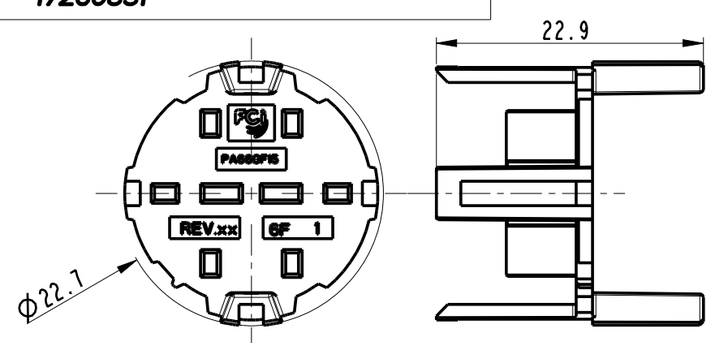

04-10	16/03/2010	04	C2	Replaced 2.8x0.8 terminal PN	GB		MC
01-09	02/02/2009	03-R		RELEASED FOR PRODUCTION Mould revision net necessary	GB		MC
04/07	18/01/07	03		UPDATED TOLLERANCES	DT		MC
92/06	12/12/06	02		UPDATED MODEL DRAWING AND NOTES	D.T.		M.C.
-	23-06-06	01		UPDATED MODEL DRAWING AND NOTES	D.T.		M.C.
ECN-NO. / NUMERO. ECN	DATE DD/ MM / YY / DATA	REVISION / REVISIONE	POSITION / POSIZIONE	CHANGE DESCRIPTION / DESCRIZIONE MODIFICA	DRAWN BY / DISEGNATORE	CHK. BY / CONTROLLATO	APPR. BY / APPROVATO

PRODUCT SPEC. / SPEC. DI PRODOTTO	PACKAGING SPEC. / SPEC. DI IMBALLAGGIO	APPLICATION SPEC. / SPEC. DI APPLICAZIONE
IPS 310	-	IPS 311

THIS DRAWING AND ALL OTHER INFORMATION CONTAINED THEREIN IS PROPRIETARY AND THE PROPERTY OF FCI. This drawing may not be copied, reproduced or disclosed to any third party without the expressed written permission of FCI.
© FCI April 1999

QUESTO DISEGNO ED OGNI ALTRA INFORMAZIONE IN ESSO CONTENUTA SONO ESCLUSIVI E DI PROPRIETA' DELLA FCI. Questo disegno non puo' essere copiato, riprodotto o divulgato a terzi senza l'espresso consenso scritto della FCI.
© FCI April 1999

TOLERANCES / TOLLERANZE	± 0.3 mm. / ±1°	MATERIAL / MATERIALE	SEE TABLE
COUNTERPART Nr. / CONTROPARTE Nr.	1 726 08 X5	COLOUR / COLORE	SEE TABLE
SURFACE FINISH / FINITURA SUPERFICIALE	-		
DO NOT SCALE DRAWING / DISEGNO FUORI SCALA		TOOL NO.	-
LOC. CODE / NAZIONALITA'	IT		
ISO PROJECTION / PROIEZIONE ISO		CAD SYSTEM	pro / eng.
DIMENSION IN MILLIMETERS / DIMENSIONI IN MILLIMETRI		DWG SIZE / FORMATO	A3

	DATE / DATA	NAME / NOME
DRAWN BY / DISEGNATORE	12-04-06	G.Stella
CHECKED BY / CONTROLLATO		
APPROVED BY / APPROVATO	12/04/06	M.Colombo

TITLE / DESCRIZIONE: ASSEMBLY MALE 8 WAY CONNECTOR

DRAWING NUMBER / NUMERO DISEGNO: FSC 309915

SHEET / FOGLIO: 1 of / di 1

ESR NO. / NUMERO ESR	EU 060274	CAT. NO. / NUMERO CAT.	SEE TABLE
FILE NAME / NOME FILE	fsc309915	SCALE / SCALA	2:1