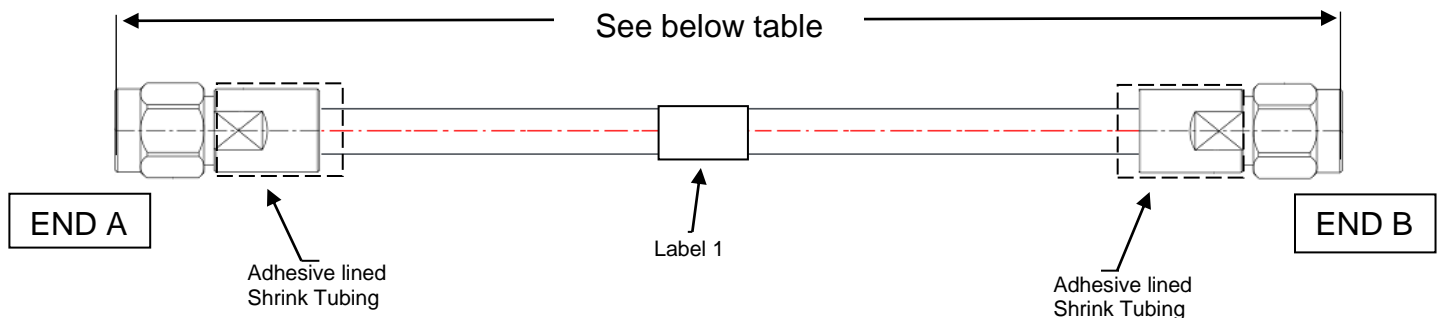


THE REVISION STATUS OF ALL SHEETS OF THIS DRAWING IS THE SAME AS SHEET 1

LTR	DESCRIPTION	DATE	BY
A	Initial release	06/28/21	VX



AE number	DESC	Length
AE-TMC-12151-01	PT047-KMKM-12.0IN	12IN+0.5IN/-0
AE-TMC-12151-02	PT047-KMKM-24.0IN	24IN+0.5IN/-0

1.0 Scope


This drawing documents the construction and performance of a Microwave cable assembly manufactured by Times Microwave Systems

2.0 Cable Information

- 2.1 Cable to be PT-047
- 2.2 Jacket color to be Blue
- 2.3 Jacket material to be FEP
- 2.4 Nominal cable impedance to be 50 ohms
- 2.5 Cable diameter to be 0.060" (nominal)

3.0 Connector Information

- 3.1 Forward Connector: Type 2.92mm male straight (3190-6877)
- 3.2 After Connector: Type 2.92mm male straight (3190-6877)
- 3.3 Pin to be Gold plated Beryllium
- 3.4 Connector body to be Passivation Stainless Steel

Unless otherwise specified, dimensions are in inches. Tolerances are applicable when specified.	Approvals			 TIMES MICROWAVE SYSTEMS Wallingford, CT 06492 (203) 949-8400 www.timesmicrowave.com		
	Drawn	VX	06/28/21			
	Checked	KS	06/28/21	Microwave Cable Assembly PT047-KMKM-X.XXIN		
	Approved	TZ	06/28/21			
				Size A	CAGE CODE 68999	Drawing No.: AE-TMC-12151
				Scale: NA		Rev. (A)
				Sheet: 1 of 2		

THE REVISION STATUS OF ALL SHEETS OF THIS DRAWING IS THE SAME AS SHEET 1

LTR	DESCRIPTION	DATE	BY
A	Initial release	06/28/21	VX

4.0 Electrical Performance

4.1 Electrical performance to meet the requirements of PT-047

AE number	DESC	Max VSWR Up to 40GHz	Max IL Up to 40GHz
AE-TMC-12151-01	PT047-KMKM-12.0IN	1.40:1	4.18dB
AE-TMC-12151-02	PT047-KMKM-24.0IN	1.40:1	7.09dB

4.2 Withstanding voltage (DWV): 500V

5.0 Mechanical Performance

5.1 Connector-cable interface to be sealed with adhesive lined ATUM heat shrink boot and to be moisture proof.

5.2 Minimum bend radius is 0.25"

6.0 Environmental Performance


6.1 Operating Temperature Range (-40/+85 degrees C)

7.0 Marking

AE number	DESC	Label 1
AE-TMC-12151-01	PT047-KMKM-12.0IN	TIMES Microwave Systems AE-TMC-12151-01 SN
AE-TMC-12151-02	PT047-KMKM-24.0IN	TIMES Microwave Systems AE-TMC-12151-02 SN

8.0 RoHS Compliant

All raw materials and product manufactured by Supplier should be RoHS Compliant. (RoHS2.0 2011/65/EU)

Unless otherwise specified, dimensions are in inches. Tolerances are applicable when specified.	Approvals			 TIMES MICROWAVE SYSTEMS Wallingford, CT 06492 (203) 949-8400 www.timesmicrowave.com		
	Drawn	VX	06/28/21			
	Checked	KS	06/28/21	Microwave Cable Assembly		
	Approved	TZ	06/28/21	PT047-KMKM-X.XXIN		
				Size A	CAGE CODE 68999	Drawing No.: AE-TMC-12151
				Scale: NA		Rev. (A)
				Sheet: 2 of 2		