ME-CHECK: ST-CHECK: PE-CHECK:

SYMB	REVISIONS

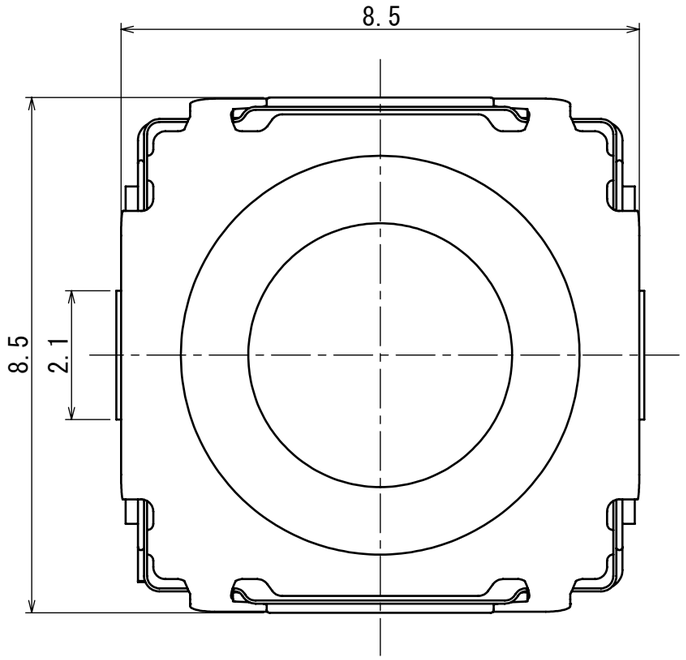

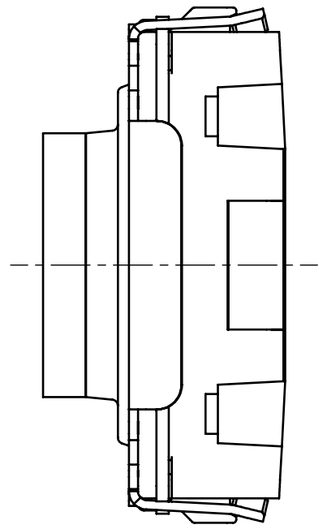

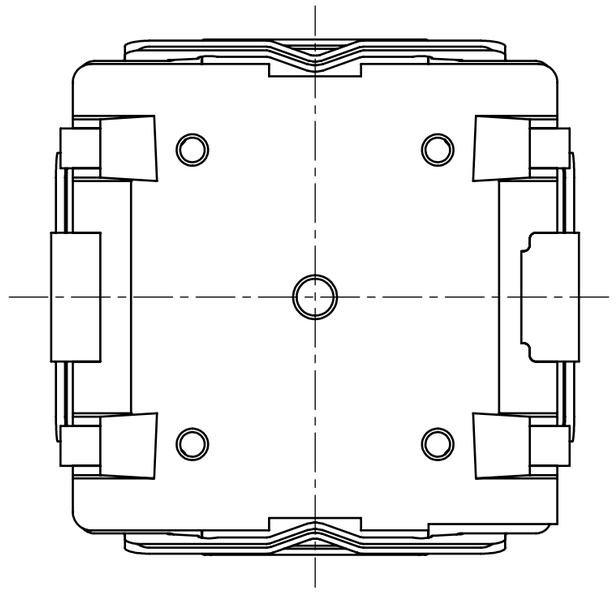

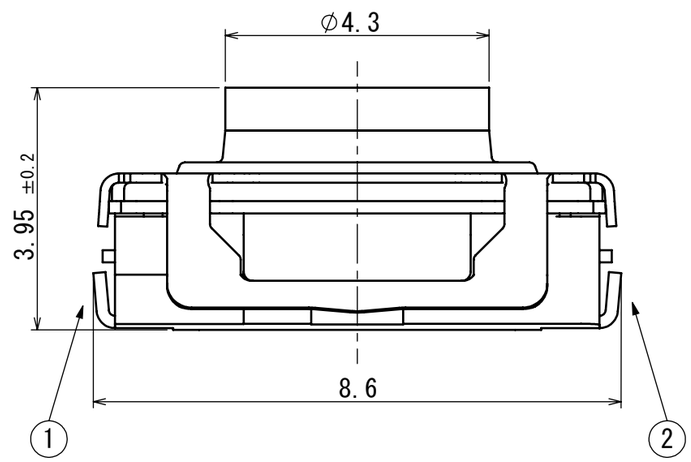

CIRCUIT DIAGRAM
回路図

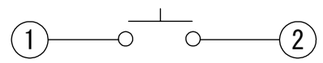

PRINTED CIRCUIT BOARD
MOUNTING PATTERN DIMENSION
プリント基板取り付け寸法図（10:1）

（スイッチ取り付け面より見る）
(WHEN VIEWED FROM THE SWITCH MOUNTING FACE)

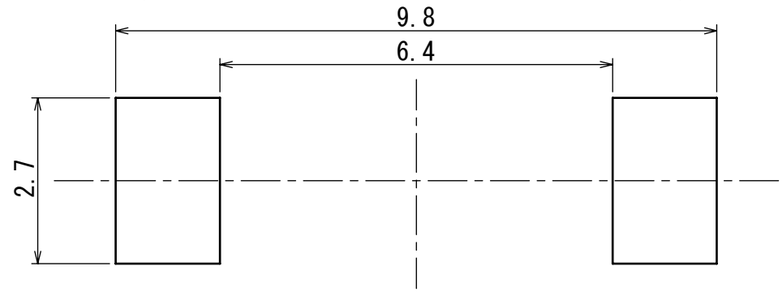

NOTE 1. TAPING SPECIFICATION TO BE ACCORDANCE WITH TST-901.
注記 テーピング包装仕様書は、TST-901による。

TOLERANCE UNLESS OTHERWISE SPEC	
BACIC DIMENSIONS	TOLERANCES
UP TO 10	±0.3
ABOVE 10 TO 100	±0.5
ABOVE 100	±0.8
ANGULAR DIMENSION	±5°

PART NO.	NAME	SPEC	MATERIAL	FINISH

SYMB	DATE	APPD	CHKD	DSGD

ALPSALPINE CO.,LTD.

DSGD. Feb. 07, 2022 ED C3 DG1 T. Sakamoto	SCALE 10:1	NO. SKSTAJE010
CHKD. Feb. 07, 2022 ED C3 DG1 M. Kato		TITLE PRODUCT DRAWING（製品図）
APPD. Feb. 07, 2022 ED C3 DG1 M. Kato	UNIT mm	DOCUMENT NO. SKSTAJE010, 1100, 32

Confidential

SW